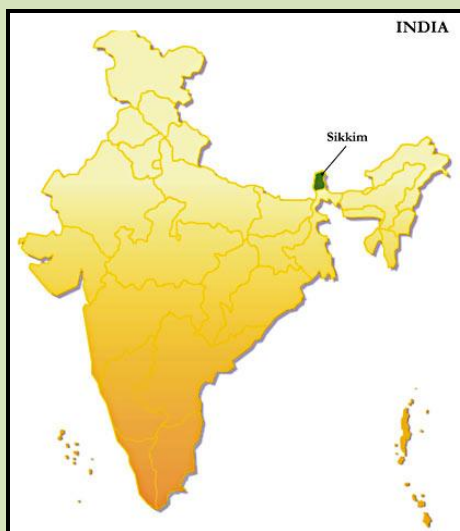




STATE COMPOSITE AGRO-MET ADVISORY BULLETIN FOR THE STATE OF SIKKIM PERIOD: 25TH MARCH to 28TH MARCH'2016



IMD, GANGTOK IN COLLABORATION WITH ICAR, GANGTOK, FSAD AND HCCD, GANGTOK



ISSUED ON FRIDAY 25TH MARCH'2016

Meteorological Sub-division of Sikkim

As per India Meteorological Department's classification, Sikkim is a part of Met Sub-Division of Sub Himalayan West Bengal & Sikkim (SHWB & SKM) and is divided into four (4) Districts:

- 1) North District with HQ at Mangan
- 2) East District with HQ at Gangtok
- 3) West District with HQ at Gyalshing
- 4) South District with HQ at Namchi

Mangan (PTO)				North Sikkim Forecast					
				Day → Parameter ↓	Day 1	Day 2	Day 3	Day 4	Day 5
Date	Rainfall (mm)	Max. Temp (°C)	Min. Temp (°C)	Sky Condition	Partly Cloudy	Partly Cloudy	Generally Cloudy	Generally Cloudy	Generally Cloudy
				Rainfall	No rain	No rain	Moderate	Light	No rain
22-3-2016	037	20.4	10.1	Wind (Km/Hr) (Speed/ Dir)	3(SSW)	4(S)	6(SSW)	4(NW)	2(SSW)
23-3-2016	053	24.2	10.2	Temperature (Min-Max)	11 - 26°C	11 - 25°C	11 - 24°C	11 - 22°C	11 - 24°C
24-3-2016	000	25.3	10.3	RH (Min- Max)	45 - 75%	50 - 78%	65 - 88%	70 - 90%	55 - 80%

Gangtok				East Sikkim Forecast					
				Day → Parameter ↓	Day 1	Day 2	Day 3	Day 4	Day 5
Date	Rainfall (mm)	Max. Temp (°C)	Min. Temp (°C)	Sky Condition	Partly Cloudy	Partly Cloudy	Generally Cloudy	Generally Cloudy	Generally Cloudy
				Rainfall	No rain	Very Light	Light	Light	No rain
22-3-2016	002	18.8	10.1	Wind (Km/Hr) (Speed/ Dir)	2(E)	3(ESE)	4(S)	2(W)	2(S)
23-3-2016	005	18.8	09.0	Temperature (Min-Max)	12 - 22°C	13 - 21°C	12 - 20°C	11 - 19°C	12 - 20°C
24-3-2016	000	21.2	10.2	RH (Min- Max)	50 - 78%	55 - 80%	65 - 88%	70 - 90%	55 - 82%

Namthang				South Sikkim Forecast					
				Day → Parameter ↓	Day 1	Day 2	Day 3	Day 4	Day 5
Date	Rainfall (mm)	Max. Temp (°C)	Min. Temp (°C)	Sky Condition	Partly Cloudy	Generally Cloudy	Generally Cloudy	Generally Cloudy	Partly Cloudy
				Rainfall	No rain	No rain	Light	Light	No rain
22-3-2016	000	23.0	09.5	Wind (Km/Hr) (Speed/ Dir)	2(ESE)	3(SE)	5(SSW)	3(WNW)	2(S)
23-3-2016	000	24.0	12.0	Temperature (Min-Max)	14 - 26°C	14 - 24°C	14 - 24°C	13 - 22°C	14 - 24°C
24-3-2016	000	25.0	13.0	RH (Min- Max)	45 - 75%	48 - 78%	55 - 85%	65 - 87%	50 - 75%


Gyalshing (AWS)				West Sikkim Forecast					
				Day → Parameter ↓	Day 1	Day 2	Day 3	Day 4	Day 5
Date	Rainfall (mm)	Max. Temp (°C)	Min. Temp (°C)	Sky Condition	Partly Cloudy	Generally Cloudy	Generally Cloudy	Generally Cloudy	Generally Cloudy
				Rainfall	No rain	Light	Light	Moderate	No rain
22-3-2016	001	20.8	09.5	Wind (Km/Hr) (Speed/ Dir)	2(ENE)	4(ESE)	5(W)	3(NNW)	2(SE)
23-3-2016	000	20.9	10.0	Temperature (Min-Max)	12 - 24°C	12 - 24°C	12 - 23°C	11 - 21°C	12 - 23°C
24-3-2016	000	23.8	10.5	RH (Min- Max)	45 - 75%	50 - 80%	65 - 85%	65 - 88%	55 - 80%


Part II

AGRO-METEOREOLOGICAL ADVISORIES

General Advisories for all the crops/ livestock

- ❖ Spraying of plant protection biopesticides on bright sunny day for insect and disease management is recommended.
- ❖ *Jalkund* should be covered with thatch to prevent evaporation losses.
- ❖ Vermicompost pits should be covered with gunny bags / paddy straw/ dry forest litter to regulate the temperature.
- ❖ Avoid feeding of damp and foul smelling feed to all livestock and poultry.
- ❖ De-worming with Fenbendazole @ 10 mg / kg body weight.
- ❖ Protect animals from cold by providing protective cover/ house and light.

Name of the crop/Animal	Stage	Pest/ Disease	Agro-Met Advisories
Crops			
Maize	Land preparation		<ul style="list-style-type: none"> ❖ Apply well decomposed FYM @ 2.5 t/ha + mixed compost 2.5 t/ha + 0.5 t/ha neem cake and mix properly with soil 7-10 days before sowing ❖ Apply dolomite @ 200 kg/ha in furrow before sowing
Buckwheat	Harvesting		<ul style="list-style-type: none"> ❖ Harvesting should be done at physiological maturity stage.
Mustard/ Toria	Harvesting		<ul style="list-style-type: none"> ❖ Harvesting should be done at physiological maturity stage.
Vegetable pea/ Field pea	Harvesting/ Picking		<ul style="list-style-type: none"> ❖ Soil moisture should be maintained for good yield. ❖ If sources are available one irrigation is recommended. ❖ Cautious picking should be done to avoid plant damage.
Tomato	Nursery raising		<ul style="list-style-type: none"> ❖ Prepare 4 inch raised bed of 1 m x 5 m size for nursery raising. ❖ Bed should be prepared to a fine tilth by mixing well decomposed FYM @ 2 kg/m² and vermicompost @ 500 g/m² incubated with 2% <i>Trichoderma viride</i> for management of soil borne diseases. ❖ Seed should be sown in line 4-5 cm

			<p>apart at shallow depth 1-2 cm.</p> <ul style="list-style-type: none"> ◆ Light irrigation should be provided immediately after seed sowing with rose can. ◆ Proper moisture should be maintained in nursery beds for better germination.
Large cardamom	Post harvest crop management		<ul style="list-style-type: none"> ◆ Regular watering should be done at 15 – 30 days intervals. ◆ Regular monitoring for pest and disease incidence. ◆ Shade management with the proper lopping of trees.
Ginger	Field preparation		<ul style="list-style-type: none"> ◆ Identify healthy plants for seed rhizomes. ◆ Selected rhizomes for planting material should be kept in partial shade for better sprouting. ◆ Forest litter should be collected well in advance as mulching material. ◆ Apply well decomposed FYM @ 20-25 t/ha + 1.0 t/ha neem cake and mix properly with soil 7-10 days before sowing. ◆ Broadcast dolomite @ 2 t/ha before sowing and mix properly with soil.
Sikkim Mandarin	Flowering/ Fruit set		<ul style="list-style-type: none"> ◆ Basin maintenance and manuring with FYM @ 30-35 kg/tree should be done. Avoid application of FYM close to the trunk. ◆ Tree trunk should be painted with Bordeaux mixture @ 1%.
Kiwi fruit	Pruning /Training		<ul style="list-style-type: none"> ◆ Basin maintenance and manuring with FYM @ 30-35 kg/tree should be done. Avoid application of FYM close to the trunk. ◆ Regular watering should be done till sprouting
Animal Sciences			
Tibetan Sheep			<ul style="list-style-type: none"> ◆ Feeding of concentrate feed along with mineral mixture and salt. ◆ Hay feeding is recommended.
Yak			<ul style="list-style-type: none"> ◆ Feeding of concentrate feed along with mineral mixture and salt. ◆ Hay feeding is recommended.

Cattle, Sheep and Goat			<ul style="list-style-type: none"> ◆ Farmers are advised to look for heat sign especially during early morning or late evening and ensure breeding of the dairy cattle after 12 hr of observation of heat. ◆ Breeding of the sheep/goat should be done after 24-30 hr of observation of heat. ◆ Feeding of concentrate feed along with jaggery, mineral mixture and salt. ◆ Periodic application of fly repellents and/or netting of dung pit are recommended.
Cattle			<ul style="list-style-type: none"> ◆ Balanced feeding of dairy animals and allow calf suckling immediately after parturition. ◆ Full hand milking should be practiced. ◆ Frequent incomplete milking at interval of 4hrs should be practiced after parturition for minimum 1 week. Afterwards complete milking in a day is recommended.
Poultry		Coccidiosis, Ranikhet disease	<ul style="list-style-type: none"> ◆ 16 hrs of light (natural and electrical) should be provided to adult birds for optimum egg production. ◆ Frequent raking and liming of deep litter materials. ◆ Inclusion of turmeric powder @ 10g/kg feed for prevention of coccidiosis. ◆ Maintenance of brooder temperature for chicks with the help of electrical bulbs for initial one month. ◆ Ranikhet vaccination at 5th day and at 30th day of age. ◆ Calcium/shell grit and multi vitamin supplementation is strongly recommended to optimize egg production. ◆ Spraying of ectoparasiticides viz., deltamethrin/cypermethrin @ 1% v/v in water.

Pig	All stages	Swine fever	<ul style="list-style-type: none"> ◆ Keep floor dry to avoid skin diseases. ◆ Weaning is recommended at the age of 8 weeks for crossbreeds and 10 weeks for indigenous pigs. ◆ Swine fever vaccine at the age of 8-10 week is recommended. ◆ Critical heat detection in early morning and late evening is recommended. ◆ Feed 5-10% green fodder of their diet.
-----	------------	-------------	--