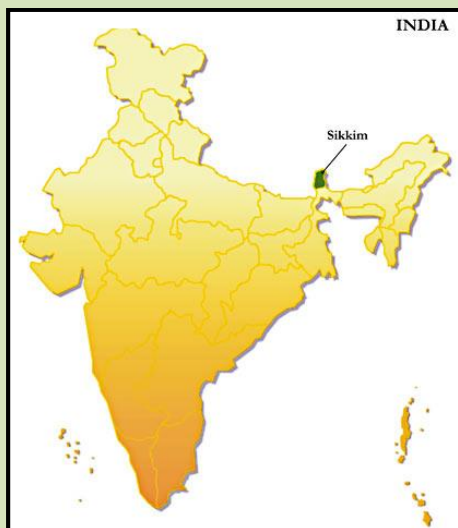


**STATE COMPOSITE AGRO-MET ADVISORY
BULLETIN FOR THE STATE OF SIKKIM
PERIOD: 31ST JULY 2015 to 03RD AUGUST 2015**

IMD, GANGTOK IN COLLABORATION WITH ICAR, GANGTOK, FSAD AND HCCD, GANGTOK



ISSUED ON FRIDAY 31ST JULY 2015

Meteorological Sub-division of Sikkim

As per India Meteorological Department's classification, Sikkim is a part of Met Sub-Division of Sub Himalayan West Bengal & Sikkim (SHWB & SKM) and is divided into four (4) Districts:

- 1) North District with HQ at Mangan
- 2) East District with HQ at Gangtok
- 3) West District with HQ at Gyalsing
- 4) South District with HQ at Namchi

Mangan (PTO)				North Sikkim Forecast					
				Day → Parameter ↓	Day 1	Day 2	Day 3	Day 4	Day 5
Date	Rainfall (mm)	Max. Temp (°C)	Min. Temp (°C)	Sky Condition	Cloudy	Cloudy	Generally Cloudy	Generally Cloudy	Generally Cloudy
				Rainfall	Moderate	Moderate	Moderate	Moderate	Moderate
28-7-2015	000	29.2	21.4	Wind (Km/Hr) (Speed/ Dir)	3(SW)	3(SSW)	2(SSW)	3(SW)	2(SSW)
29-7-2015	007	28.3	19.5	Temperature (Min-Max)	20 - 27°C	20 - 27°C	20 - 28°C	21 - 29°C	21 - 29°C
30-7-2015	000	27.3	18.6	RH (Min- Max)	82 - 97%	83 - 95%	78 - 92%	78 - 92%	85 - 94%

Gangtok				East Sikkim Forecast					
				Day → Parameter ↓	Day 1	Day 2	Day 3	Day 4	Day 5
Date	Rainfall (mm)	Max. Temp (°C)	Min. Temp (°C)	Sky Condition	Cloudy	Cloudy	Generally Cloudy	Generally Cloudy	Generally Cloudy
				Rainfall	Moderate	Moderate	Moderate	Moderate	Moderate
28-7-2015	004	24.2	16.5	Wind (Km/Hr) (Speed/ Dir)	2(SSW)	3(S)	3(SSE)	3(SSE)	2(ESE)
29-7-2015	024	21.8	18.4	Temperature (Min-Max)	18 - 22°C	17 - 22°C	17 - 23°C	17 - 23°C	18 - 23°C
30-7-2015	000	23.0	18.5	RH (Min- Max)	85 - 95%	85 - 93%	82 - 91%	80 - 91%	83 - 93%

Namthang				South Sikkim Forecast					
				Day → Parameter ↓	Day 1	Day 2	Day 3	Day 4	Day 5
Date	Rainfall (mm)	Max. Temp (°C)	Min. Temp (°C)	Sky Condition	Cloudy	Cloudy	Generally Cloudy	Generally Cloudy	Generally Cloudy
				Rainfall	Moderate	Moderate	Moderate	Light	Moderate
28-7-2015	000	31.0	19.0	Wind (Km/Hr) (Speed/ Dir)	3(SSW)	3(S)	3(S)	3(S)	2(SSE)
29-7-2015	000	30.5	21.5	Temperature (Min-Max)	20 - 27°C	20 - 28°C	20 - 28°C	20 - 29°C	20 - 29°C
30-7-2015	001	29.0	21.5	RH (Min- Max)	85 - 97%	80 - 95%	78 - 90%	75 - 90%	76 - 89%

Gyalshing (AWS)				West Sikkim Forecast					
				Day → Parameter ↓	Day 1	Day 2	Day 3	Day 4	Day 5
Date	Rainfall (mm)	Max. Temp (°C)	Min. Temp (°C)	Sky Condition	Cloudy	Cloudy	Generally Cloudy	Generally Cloudy	Generally Cloudy
				Rainfall	Moderate	Moderate	Moderate	Moderate	Moderate
28-7-2015	012	27.6	16.0	Wind (Km/Hr) (Speed/ Dir)	2(SW)	3(S)	3(S)	3(S)	2(S)
29-7-2015	000	25.0	17.9	Temperature (Min-Max)	18 - 24°C	17 - 25°C	17 - 26°C	17 - 26°C	17 - 26°C
30-7-2015	N/A	24.6	N/A	RH (Min- Max)	80 - 94%	75 - 90%	72 - 90%	75 - 92%	78 - 90%



Part II


AGRO-METEOREOLOGICAL ADVISORIES




General Advisories for all the crops/ livestock

- ❖ Preventive spray and soil drenching with copper oxychloride @2.5 g/l of water at 7-10 days intervals.
- ❖ Spraying of plant protection biopesticides on bright sunny day.
- ❖ Ensure proper drainage to avoid water logging especially for ginger, turmeric and kharif vegetables.
- ❖ Avoid feeding of damp and foul smelling feed to all livestock and poultry.
- ❖ De-worming with Fenbendazole @ 10 mg / kg body weight.

Name of the crop/Animal	Stage	Pest/ Disease	Agro-Met Advisories
<i>Crops</i>			
Maize	Harvesting		<ul style="list-style-type: none">❖ Harvesting of maize for green cobs should be done in the morning hours.❖ After harvest of green cobs, stover may be used as livestock fodder.❖ Maintain proper drainage for maize crop being grown for grain and seed purpose.
Rice	Direct sowing/ Transplanting		<ul style="list-style-type: none">❖ Land should be prepared for direct sowing/transplanting.❖ Proper maintenance of field channel and bunds are necessary to utilize the rain water.❖ Well decomposed FYM/poultry manure/ vermicompost or other available organic sources of nutrients may be broadcast and incorporated by ploughing.❖ Maintain proper spacing of 20 x 15 cm for conventional rice and 20 x 20 cm under modified SRI.❖ Weeding should be done where crop is in vegetative stage (20-25 days after planting).❖ Uprooted weeds may be left in

			between rows to decompose in standing flood water. Weeds may be incorporated into the soil under SRI.
Rice bean	Vegetative stage	Blister Beetle  Legume pod borer	<ul style="list-style-type: none"> ◆ Proper staking should be done. ◆ Collection and destruction of Blister beetles and spraying of Neem oil @3ml/lit should be done.
Soybean	Vegetative/ Flowering		<ul style="list-style-type: none"> ◆ Weeding should be done. ◆ Maintain optimum plant population.
Black gram	Sowing/ vegetative	Blister Beetle 	<ul style="list-style-type: none"> ◆ Well decomposed FYM @ 5 t/ha or vermicompost @ 1 t/ha and dolomite @ 2 t/ha should be incorporated in the soil at the time last ploughing. ◆ To avoid water logging proper drainage should be maintained. ◆ Before sowing seed should be inoculated with <i>Rhizobium</i> culture @ 20 g/kg seed. ◆ Timely sowing on ridges is recommended. ◆ Collection and destruction of Blister beetles and spraying of Neem oil @3ml/lit should be done.
Finger Millet	Transplanting/ vegetative		<ul style="list-style-type: none"> ◆ Land should be prepared for raising of finger millet nursery /transplanting. ◆ Proper maintenance of field channel and bunds are necessary to utilize the rain water. ◆ Well decomposed FYM/poultry manure/ vermicompost or other available organic sources of nutrients may be broadcast and incorporated by ploughing. ◆ First weeding should be done upto 30 days after transplanting. ◆ Maintain optimum plant population (20x15cm) for higher yield.

Tomato	Flowering/ fruiting	Late Blight 	<ul style="list-style-type: none"> ◆ Proper drainage should be maintained. ◆ Removal of infected leaves/ plant and drenching/ spray with copper oxychloride @ 0.25 % or Bordeaux mixture @ 1%. ◆ Harvesting of mature green tomato should be done for distant market and pinkish/ reddish for local market.
Gourds (Bottle/ bitter/ sponge/ ridge)	Flowering/ fruiting	Fruit fly	<ul style="list-style-type: none"> ◆ Proper drainage should be maintained. ◆ Collection and destruction of infested fruit. ◆ Installation of para pheromone trap (cue lure) @ 16-20 traps/ha. ◆ Regular harvesting should be done to improve the yield.
Dalley chilli/ Red Cherry pepper	Flowering/ fruiting	Fruit fly	<ul style="list-style-type: none"> ◆ Proper drainage should be maintained. ◆ Collection and destruction of infested fruit. ◆ Installation of para pheromone trap (cue lure) @ 16-20 traps/ha. ◆ Regular harvesting should be done to improve the yield.
Large cardamom	Vegetative/ floral bud formation		<ul style="list-style-type: none"> ◆ Planting of disease free sucker should be done. ◆ Apply well decomposed FYM @ 2kg/ vermicompost @ 200g and neem cake @ 150g per clump. ◆ Removal and burying of blight infected leaves. ◆ Weeding/ removal of infected tillers should be done. ◆ Removal of infected leaves/ plant and spray with copper oxychloride @ 0.25 %.
Ginger	Vegetative	Soft rot	<ul style="list-style-type: none"> ◆ Proper drainage should be maintained. ◆ Weeding and second mulching is recommended. ◆ Removal of infected leaves/ plant and drenching/ spray with copper oxychloride @ 0.25 %.
Okra	Vegetative/ flowering		<ul style="list-style-type: none"> ◆ Proper drainage should be maintained. ◆ Regular weeding should be done and followed by earthing up.

Sikkim Mandarin	Vegetative / active fruit growth	Scab	<ul style="list-style-type: none"> ◆ Proper drainage should be maintained to avoid water stagnation. ◆ Basin should be weed free. ◆ Avoid FYM application near the tree trunk. ◆ To fertilize the crop, well decomposed FYM @ 10-20kg /plant should be applied in the basin of trees. ◆ Removal of scab infected leaves and spray copper oxychloride @ 0.25 %. ◆ Spray of petroleum oil based agro spray @ 10ml/l for the management of aphid and leaf miner. ◆ Regular monitoring for trunk borer infestation.
			
		Leaf miner 	
		Aphid 	
Kiwifruit	Vegetative / active fruit growth		<ul style="list-style-type: none"> ◆ Proper drainage should be maintained to avoid water stagnation. ◆ Basin should be weed free. ◆ Avoid FYM application near the tree trunk. ◆ To fertilize the crop, well decomposed FYM @ 10-20kg /plant should be applied in the basin of trees. ◆ Preventive spray of copper oxychloride @ 0.25 % and petroleum oil based agro spray @ 10 ml/l.

Animal Sciences

Tibetan Sheep	Full wool grown		<ul style="list-style-type: none"> ◆ Shearing is recommended on bright sunny day. ◆ Spraying of ectoparasiticide.
Yak	Full grown hair		<ul style="list-style-type: none"> ◆ Trimming of full grown coarse hair is recommended. ◆ Feeding of concentrate feed along with mineral mixture and salt. ◆ Spraying of ectoparasiticide.
Cattle, Sheep and Goat	All stages		<ul style="list-style-type: none"> ◆ Chances of coming into estrus so farmers are advised to look for heat sign especially during early morning or late evening and ensure breeding

			<p>of the animal after 12 hr of 1st heat observe.</p> <ul style="list-style-type: none"> ◆ Feeding of colostrums within 2 hrs of birth. ◆ Feeding of concentrate feed along with jaggery, mineral mixture and salt. ◆ Periodic application of fly repellents and/ or netting of dung pit is recommended.
Poultry	All stages	Coccidiosis	<ul style="list-style-type: none"> ◆ 16 hrs of light (natural and electrical) should be provided to adult birds for optimum egg production. ◆ Frequent raking and liming of deep litter materials. ◆ Inclusion of turmeric powder @ 10g/kg feed for prevention of coccidiosis. ◆ Maintenance of brooder temperature for chicks with the help of electrical bulbs for initial one month. ◆ Ranikhet vaccination at 5th day and at 30th day of age. ◆ Calcium and multi vitamin supplementation is strongly recommended to optimize egg production.
Pig	All stages	Swine fever	<ul style="list-style-type: none"> ◆ Keep floor dry to avoid skin diseases. ◆ Swine fever vaccine at the age of 8-10 week is recommended. ◆ Critical heat detection in early morning and late evening is recommended.