




Integrated Agromet Advisory Service Bulletin from 1st to 5th Oct'16 Dimapur District

Bulletin No:79/2016

Weather summary of the preceding week			Weather forecast valid upto 5 th Oct'16
<ul style="list-style-type: none"> Medium rain occurred the past week Maximum and minimum temperatures ranged 29⁰C to 30⁰C and 20⁰C to 21⁰C, respectively. Relative humidity varied from 53% to 93%. Wind speed ranged from 1 to 2 kmph 			<ul style="list-style-type: none"> Probability of light rain the coming week. Max temp is likely to be 27⁰C - 28⁰C and the min temp 18⁰C to 20⁰C Sky is likely to be mainly cloudy the coming week Relative Humidity is likely to range from 47% to 95%. Wind speed may reach upto 1-2 kmph Wind direction will be mostly southeasterly
Main Crops	Stage	Pest/ Diseases	Agro-meteorological Advisories
<p>Field crops</p> <p>Timely field sanitation should be done for all the crops. Always use freshly prepared neem seed kernel extract. Apply pesticides only when required. Don't apply more than the recommended dose of the pesticide</p>			
Jhum paddy	Harvesting stage		<i>During sunny days harvest the early and early medium duration varieties when 80% of the grains matured in a panicle. Harvest, process, dry and pack different paddy varieties separately without mixing for better price for their produce</i>
TRC/WRC paddy	Milk development stage	Brown spot	<i>Destroy the infested residue, stubbles, grass and weeds present in the bunds of the field as they act as a source for the infection</i>
		Bacterial blight	<i>If the infestation is more, spray Streptocycline 2gm/5lt of water.</i>
		Blast	<i>For rice blast management, destroy the infested residue, stubbles, grass and weeds present in the bunds of the field as they act as a source for the infection.</i>
Soybean	Harvesting stage		<i>If you're storing soybeans for next season, screen them prior to loading them into the bin</i>
Toria	Land preparation	-	<i>Field preparation should be started for toria and arrangement for quality seeds should be done. M-27, TS-36 and TS-38 are some of the varieties recommended for our region</i>
Rabi maize	Land preparation		<i>Land preparation should be started for rabi maize. It can be grown in all types of soils having adequate provision of drainage. Field should be ploughed properly so as to expose the pupae of red hairy caterpillar. Sow certified seeds from a reliable source to prevent seed rot and seedling blight. If one wants to use his own seed, seed treatment is a must. Some of the varieties recommended for our region are HQPM-1,</i>

				<i>Allrounder and RCM-76.</i>
	<i>Horticultural crops</i>	Harvesting stage	-	<i>To avoid loss because of the shattering of pods, the crop should be harvested before it is dead ripe.</i>
	<i>Citrus</i>			
	<i>Vegetables</i>			<i>Nursery preparation should be started for vegetables like cabbage, cauliflower, knolkhol, broccoli, radish, tomato and arrangement for quality seeds should be done.</i> <i>Suitable varieties for our region:</i> <ol style="list-style-type: none"> <i>1. Cabbage – Green express (Hybrid), Rareball (Hybrid), Pride of India (OP).</i> <i>2. Broccoli – Pushpa, princess.</i> <i>3. Tomato – Pusa ruby, Arka vikash, Punjab swari.</i> <i>4. Knolkhol – White Vienna.</i> <i>5. Radish – Japanese white, Pusa chetki.</i> <i>6. Pea – Arkel</i>
	<i>Poultry</i>	Good ventilation in the chicken shed is must, because chickens naturally produce a lot of moisture in their breath and droppings. Poor ventilation inside their house may create an ammonia build-up, which will affect the		

		poultry's eyes and respiratory system and makes them sick.		
	Piggery	A clean, sanitary environment provides the best prevention for internal and external parasite which can be serious problems. For diseases that can be prevented by vaccination, a veterinarian should be contacted to provide such services routinely.		
	Fishery	Do take care of your pond every day when you take food to your fish, make sure the pond remains full of water, do not let weeds cover more than one quarter of the surface. If there are too many weeds, clean your pond. Take the advice of experts and information from mass media		
	Fishery	Do take care of your pond every day when you take food to your fish, make sure the pond remains full of water, do not let weeds cover more than one quarter of the surface. If there are too many weeds, clean your pond. Take the advice of experts and information from mass media		




Integrated Agromet Advisory Service Bulletin from 1st to 5th Oct'16

Kiphire District

Bulletin No:79/2016

Weather summary of the preceding week			Weather forecast valid upto 5 th Oct'16
<ul style="list-style-type: none"> Light rain occurred the past week Maximum and minimum temperatures ranged 28⁰C to 29⁰C and 19⁰C to 22⁰C, respectively. Relative humidity varied from 67% to 93%. Wind speed ranged from 1 to 2 kmph 			<ul style="list-style-type: none"> Probability of light rain the coming week. Max temp is likely to be 27⁰C - 30⁰C and the min temp 20⁰C to 23⁰C Sky is likely to be mainly cloudy the coming week Relative Humidity is likely to range from 49% to 95%. Wind speed may reach upto 2-4 kmph Wind direction will be mostly southeasterly
Main Crops	Stage	Pest/Diseases	Agro-meteorological Advisories
<p align="center">Field crops</p> <p>Timely field sanitation should be done for all the crops. Always use freshly prepared neem seed kernel extract. Apply pesticides only when required. Don't apply more than the recommended dose of the pesticide</p>			
Jhum paddy	Harvesting stage		<i>During sunny days harvest the early and early medium duration varieties when 80% of the grains matured in a panicle. Harvest, process, dry and pack different paddy varieties separately without mixing for better price for their produce</i>
TRC/WRC paddy	Milk development stage	Brown spot	<i>Destroy the infested residue, stubbles, grass and weeds present in the bunds of the field as they act as a source for the infection</i>
		Bacterial blight	<i>If the infestation is more, spray Streptocycline 2gm/5lt of water.</i>
		Blast	<i>For rice blast management, destroy the infested residue, stubbles, grass and weeds present in the bunds of the field as they act as a source for the infection.</i>
Soybean	Harvesting stage		<i>If you're storing soybeans for next season, screen them prior to loading them into the bin</i>
Toria	Land preparation	-	<i>Field preparation should be started for toria and arrangement for quality seeds should be done. M-27, TS-36 and TS-38 are some of the varieties recommended for our region</i>
Rabi maize	Land preparation		<p><i>Land preparation should be started for rabi maize. It can be grown in all types of soils having adequate provision of drainage. Field should be ploughed properly so as to expose the pupae of red hairy caterpillar. Sow certified seeds from a reliable source to prevent seed rot and seedling blight. If one wants to use his own seed, seed treatment is a must.</i></p> <p><i>Some of the varieties recommended for our region are HQPM-1, Allrounder and RCM-76.</i></p>
Horticultural crops			


	Citrus		Trunk borer	<i>To kill the trunk borer grubs, clean the bored holes of the infested trunk with iron wire and insert a cotton swab soaked in petrol or kerosene and plug with mud.</i>
	Vegetables			<i>Nursery preparation should be started for vegetables like cabbage, cauliflower, knolkhol, broccoli, radish, tomato and arrangement for quality seeds should be done.</i> <i>Suitable varieties for our region:</i> <ol style="list-style-type: none"> 1. <i>Cabbage – Green express (Hybrid), Rareball (Hybrid), Pride of India (OP).</i> 2. <i>Broccoli – Pushpa, princess.</i> 3. <i>Tomato – Pusa ruby, Arka vikash, Punjab swari.</i> 4. <i>Knolkhol – White Vienna.</i> 5. <i>Radish – Japanese white, Pusa chetki.</i> 6. <i>Pea – Arkel</i>
	Poultry	Good ventilation in the chicken shed is must, because chickens naturally produce a lot of moisture in their breath and droppings. Poor ventilation inside their house may create an ammonia build-up, which will affect the poultry's eyes and respiratory system and makes them sick.		
	Piggery	A clean, sanitary environment provides the best prevention for internal and external parasite which can be serious problems. For diseases that can be prevented by vaccination, a veterinarian should be contacted to provide such services routinely.		
	Fishery	Do take care of your pond every day when you take food to your fish, make sure the pond remains full of water, do not let weeds cover more than one quarter of the surface. If there are too many weeds, clean your pond. Take the advice of experts and information from mass media		



Integrated Agromet Advisory Service Bulletin from 1st to 5th Oct'16 Kohima District

Bulletin No:79/2016

Weather summary of the preceding week			Weather forecast valid upto 5 th Oct'16
<ul style="list-style-type: none"> Medium rain occurred the past week Maximum and minimum temperatures ranged 26^oC to 27^oC and 18^oC to 19^oC, respectively. Relative humidity varied from 58% to 94%. Wind speed ranged from 1 to 2 kmph 			<ul style="list-style-type: none"> Probability of medium rain the coming week. Max temp is likely to be 24^oC - 25^oC and the min temp 18^oC to 19^oC Sky is likely to be mainly cloudy the coming week Relative Humidity is likely to range from 47% to 95%. Wind speed may reach upto 1-2 kmph Wind direction will be mostly easterly
Main Crops	Stage	Pest/ Diseases	Agro-meteorological Advisories
<p>Field crops</p> <p>Timely field sanitation should be done for all the crops. Always use freshly prepared neem seed kernel extract. Apply pesticides only when required. Don't apply more than the recommended dose of the pesticide</p>			
Jhum paddy	Harvesting stage		<i>During sunny days harvest the early and early medium duration varieties when 80% of the grains matured in a panicle. Harvest, process, dry and pack different paddy varieties separately without mixing for better price for their produce</i>
TRC/WRC paddy	Milk development stage	Brown spot	<i>Destroy the infested residue, stubbles, grass and weeds present in the bunds of the field as they act as a source for the infection</i>
		Bacterial blight	<i>If the infestation is more, spray Streptocycline 2gm/5lt of water.</i>
		Blast	<i>For rice blast management, destroy the infested residue, stubbles, grass and weeds present in the bunds of the field as they act as a source for the infection.</i>
Soybean	Harvesting stage		<i>If you're storing soybeans for next season, screen them prior to loading them into the bin</i>
Toria	Land preparation	-	<i>Field preparation should be started for toria and arrangement for quality seeds should be done. M-27, TS-36 and TS-38 are some of the varieties recommended for our region</i>
Rabi maize	Land preparation		<i>Land preparation should be started for rabi maize. It can be grown in all types of soils having adequate provision of drainage. Field should be ploughed properly so as to expose the pupae of red hairy caterpillar. Sow certified seeds from a reliable source to prevent seed rot and seedling blight. If one wants to use his own seed, seed treatment is a must. Some of the varieties recommended for our region are HQPM-1,</i>


				<i>Allrounder and RCM-76.</i>
	<i>Horticultural crops</i>			
	<i>Citrus</i>		Trunk borer	<i>To kill the trunk borer grubs, clean the bored holes of the infested trunk with iron wire and insert a cotton swab soaked in petrol or kerosene and plug with mud.</i>
	<i>Vegetables</i>			<i>Nursery preparation should be started for vegetables like cabbage, cauliflower, knolkhol, broccoli, radish, tomato and arrangement for quality seeds should be done.</i> <i>Suitable varieties for our region:</i> <ol style="list-style-type: none"> <i>1. Cabbage – Green express (Hybrid), Rareball (Hybrid), Pride of India (OP).</i> <i>2. Broccoli – Pushpa, princess.</i> <i>3. Tomato – Pusa ruby, Arka vikash, Punjab swari.</i> <i>4. Knolkhol – White Vienna.</i> <i>5. Radish – Japanese white, Pusa chetki.</i> <i>6. Pea – Arkel</i>
	<i>Poultry</i>	Good ventilation in the chicken shed is must, because chickens naturally produce a lot of moisture in their breath and droppings. Poor ventilation inside their house may create an ammonia build-up, which will affect the poultry's eyes and respiratory system and makes them sick.		
	<i>Piggery</i>	A clean, sanitary environment provides the best prevention for internal and external parasite which can be serious problems. For diseases that can be prevented by vaccination, a veterinarian should be contacted to provide such services routinely.		
	<i>Fishery</i>	Do take care of your pond every day when you take food to your fish, make sure the pond remains full of water, do not let weeds cover more than one quarter of the surface. If there are too many weeds, clean your pond. Take the advice of experts and information from mass media		



Integrated Agromet Advisory Service Bulletin from 1st to 5th Oct'16 Longleng District

Bulletin No:79/2016

Weather summary of the preceding week			Weather forecast valid upto 5 th Oct'16
<ul style="list-style-type: none"> Light rain occurred the past week Maximum and minimum temperatures ranged 28⁰C to 29⁰C and 16⁰C to 22⁰C, respectively. Relative humidity varied from 53% to 95%. Wind speed ranged from 2 to 3 kmph 			<ul style="list-style-type: none"> Probability of light rain the coming week. Max temp is likely to be 27⁰C - 28⁰C and the min temp 18⁰C to 20⁰C Sky is likely to be mainly cloudy the coming week Relative Humidity is likely to range from 49% to 95%. Wind speed may reach upto 1- 2 kmph Wind direction will be mostly southeasterly
Main Crops	Stage	Pest/ Diseases	Agro-meteorological Advisories
<p>Field crops</p> <p>Timely field sanitation should be done for all the crops. Always use freshly prepared neem seed kernel extract. Apply pesticides only when required. Don't apply more than the recommended dose of the pesticide</p>			
Jhum paddy	Harvesting stage		During sunny days harvest the early and early medium duration varieties when 80% of the grains matured in a panicle. Harvest, process, dry and pack different paddy varieties separately without mixing for better price for their produce
TRC/WRC paddy	Milk development stage	Brown spot	Destroy the infested residue, stubbles, grass and weeds present in the bunds of the field as they act as a source for the infection
		Bacterial blight	If the infestation is more, spray Streptocycline 2gm/5lt of water.
		Blast	For rice blast management, destroy the infested residue, stubbles, grass and weeds present in the bunds of the field as they act as a source for the infection.
Soybean	Harvesting stage		If you're storing soybeans for next season, screen them prior to loading them into the bin
Toria	Land preparation	-	Field preparation should be started for toria and arrangement for quality seeds should be done. M-27, TS-36 and TS-38 are some of the varieties recommended for our region
Rabi maize	Land preparation		Land preparation should be started for rabi maize. It can be grown in all types of soils having adequate provision of drainage. Field should be ploughed properly so as to expose the pupae of red hairy caterpillar. Sow certified seeds from a reliable source to prevent seed rot and seedling blight. If one wants to use his own seed, seed

				<i>treatment is a must. Some of the varieties recommended for our region are HQPM-1, Allrounder and RCM-76.</i>
	Horticultural crops			
	Citrus		Trunk borer	<i>To kill the trunk borer grubs, clean the bored holes of the infested trunk with iron wire and insert a cotton swab soaked in petrol or kerosene and plug with mud.</i>
	Vegetables			<i>Nursery preparation should be started for vegetables like cabbage, cauliflower, knolkhol, broccoli, radish, tomato and arrangement for quality seeds should be done.</i> <i>Suitable varieties for our region:</i> <ol style="list-style-type: none"> <i>Cabbage – Green express (Hybrid), Rareball (Hybrid), Pride of India (OP).</i> <i>Broccoli – Pushpa, princess.</i> <i>Tomato – Pusa ruby, Arka vikash, Punjab swari.</i> <i>Knolkhol – White Vienna.</i> <i>Radish – Japanese white, Pusa chetki.</i> <i>Pea – Arkel</i>
	Poultry	Good ventilation in the chicken shed is must, because chickens naturally produce a lot of moisture in their breath and droppings. Poor ventilation inside their house may create an ammonia build-up, which will affect the poultry's eyes and respiratory system and makes them sick.		
	Piggery	A clean, sanitary environment provides the best prevention for internal and external parasite which can be serious problems. For diseases that can be prevented by vaccination, a veterinarian should be contacted to provide such services routinely.		
	Fishery	Do take care of your pond every day when you take food to your fish, make sure the pond remains full of water, do not let weeds cover more than one quarter of the surface. If there are too many weeds, clean your pond. Take the advice of experts and information from mass media		

Integrated Agromet Advisory Service Bulletin from 1st to 5th Oct'16

Mokokchung District

Bulletin No: 79/2016

Weather summary of the preceding week			Weather forecast valid upto 5 th Oct'16
<ul style="list-style-type: none"> Light rain occurred the past week Maximum and minimum temperatures ranged 29⁰C to 31⁰C and 22⁰C to 23⁰C, respectively. Relative humidity varied from 55% to 94%. Wind speed ranged from 1 to 3 kmph 			<ul style="list-style-type: none"> Probability of light rain the coming week. Max temp is likely to be 28⁰C - 30⁰C and the min temp 22⁰C to 23⁰C Sky is likely to be mainly cloudy the coming week Relative Humidity is likely to range from 52% to 95%. Wind speed may reach upto 1-2 kmph Wind direction will be mostly southerly
Main Crops	Stage	Pest/ Diseases	Agro-meteorological Advisories
<p align="center">Field crops</p> <p>Timely field sanitation should be done for all the crops. Always use freshly prepared neem seed kernel extract. Apply pesticides only when required. Don't apply more than the recommended dose of the pesticide</p>			
Jhum paddy	Harvesting stage		<i>During sunny days harvest the early and early medium duration varieties when 80% of the grains matured in a panicle. Harvest, process, dry and pack different paddy varieties separately without mixing for better price for their produce</i>
TRC/WRC paddy	Milk development stage	Brown spot	<i>Destroy the infested residue, stubbles, grass and weeds present in the bunds of the field as they act as a source for the infection</i>
		Bacterial blight	<i>If the infestation is more, spray Streptocycline 2gm/5lt of water.</i>
		Blast	<i>For rice blast management, destroy the infested residue, stubbles, grass and weeds present in the bunds of the field as they act as a source for the infection.</i>
Soybean	Harvesting stage		<i>If you're storing soybeans for next season, screen them prior to loading them into the bin</i>
Toria	Land preparation	-	<i>Field preparation should be started for toria and arrangement for quality seeds should be done. M-27, TS-36 and TS-38 are some of the varieties recommended for our region</i>
Rabi maize	Land preparation		<i>Land preparation should be started for rabi maize. It can be grown in all types of soils having adequate provision of drainage. Field should be ploughed properly so as to expose the pupae of red hairy caterpillar. Sow certified seeds from a reliable source to prevent seed rot and seedling blight. If one wants to use his own seed, seed treatment is a must. Some of the varieties recommended for our region are HQPM-1, Allrounder and RCM-76.</i>

Horticultural crops			
Citrus		Trunk borer	<i>To kill the trunk borer grubs, clean the bored holes of the infested trunk with iron wire and insert a cotton swab soaked in petrol or kerosene and plug with mud.</i>
Vegetables			<p><i>Nursery preparation should be started for vegetables like cabbage, cauliflower, knolkhol, broccoli, radish, tomato and arrangement for quality seeds should be done.</i></p> <p><i>Suitable varieties for our region:</i></p> <ol style="list-style-type: none"> <i>1. Cabbage – Green express (Hybrid), Rareball (Hybrid), Pride of India (OP).</i> <i>2. Broccoli – Pushpa, princess.</i> <i>3. Tomato – Pusa ruby, Arka vikash, Punjab swari.</i> <i>4. Knolkhol – White Vienna.</i> <i>5. Radish – Japanese white, Pusa chetki.</i> <i>6. Pea – Arkel</i>
Poultry	Good ventilation in the chicken shed is must, because chickens naturally produce a lot of moisture in their breath and droppings. Poor ventilation inside their house may create an ammonia build-up, which will affect the poultry's eyes and respiratory system and makes them sick.		
Piggery	A clean, sanitary environment provides the best prevention for internal and external parasite which can be serious problems. For diseases that can be prevented by vaccination, a veterinarian should be contacted to provide such services routinely.		
Fishery	Do take care of your pond every day when you take food to your fish, make sure the pond remains full of water, do not let weeds cover more than one quarter of the surface. If there are too many weeds, clean your pond. Take the advice of experts and information from mass media		






Integrated Agromet Advisory Service Bulletin from 1st to 5th Oct'16 Mon District

Bulletin No:79/2016

Weather summary of the preceding week			Weather forecast valid upto 5 th Oct'16
<ul style="list-style-type: none"> Light rain occurred the past week Maximum and minimum temperatures ranged 28⁰C to 30⁰C and 22⁰C to 24⁰C, respectively. Relative humidity varied from 53% to 95% Wind speed ranged from 1 to 2 kmph 			<ul style="list-style-type: none"> Probability of light rain the coming week. Max temp is likely to be 30⁰C - 32⁰C and the min temp 18⁰C to 20⁰C Sky is likely to be partly cloudy the coming week Relative Humidity is likely to range from 50% to 95%. Wind speed may reach upto 1- 2 kmph Wind direction will be mostly southerly
Main Crops	Stage	Pest/ Diseases	Agro-meteorological Advisories
<p align="center">Field crops</p> <p>Timely field sanitation should be done for all the crops. Always use freshly prepared neem seed kernel extract. Apply pesticides only when required. Don't apply more than the recommended dose of the pesticide</p>			
Jhum paddy	Harvesting stage		<i>During sunny days harvest the early and early medium duration varieties when 80% of the grains matured in a panicle. Harvest, process, dry and pack different paddy varieties separately without mixing for better price for their produce</i>
TRC/WRC paddy	Dough development stage	Brown spot	<i>Destroy the infested residue, stubbles, grass and weeds present in the bunds of the field as they act as a source for the infection</i>
		Bacterial blight	<i>If the infestation is more, spray Streptocycline 2gm/5lt of water.</i>
		Blast	<i>For rice blast management, destroy the infested residue, stubbles, grass and weeds present in the bunds of the field as they act as a source for the infection.</i>
Soybean	Harvesting stage		<i>If you're storing soybeans for next season, screen them prior to loading them into the bin</i>
Toria	Land preparation	-	<i>Field preparation should be started for toria and arrangement for quality seeds should be done. M-27, TS-36 and TS-38 are some of the varieties recommended for our region</i>
Rabi maize	Land preparation		<i>Land preparation should be started for rabi maize. It can be grown in all types of soils having adequate provision of drainage. Field should be ploughed properly so as to expose the pupae of red hairy caterpillar. Sow certified seeds from a reliable source to prevent seed rot and seedling blight. If one wants to use his own seed, seed treatment is a must.</i>

				Some of the varieties recommended for our region are HQPM-1, Allrounder and RCM-76.
	<p align="center">Horticultural crop</p> <p>Spread well decomposed cowdung 5 to 6 tones per hectare for the main field and mix it well in the soil by cultivating the field. Keep the field clean by collecting the stubbles and unwanted materials.</p>			
	Citrus		Trunk borer	To kill the trunk borer grubs, clean the bored holes of the infested trunk with iron wire and insert a cotton swab soaked in petrol or kerosene and plug with mud.
	Vegetables			<p>Nursery preparation should be started for vegetables like cabbage, cauliflower, knolkhol, broccoli, radish, tomato and arrangement for quality seeds should be done.</p> <p>Suitable varieties for our region:</p> <ol style="list-style-type: none"> 1. Cabbage – Green express (Hybrid), Rareball (Hybrid), Pride of India (OP). 2. Broccoli – Pushpa, princess. 3. Tomato – Pusa ruby, Arka vikash, Punjab swari. 4. Knolkhol – White Vienna. 5. Radish – Japanese white, Pusa chetki. 6. Pea – Arkel
	Poultry	Good ventilation in the chicken shed is must, because chickens naturally produce a lot of moisture in their breath and droppings. Poor ventilation inside their house may create an ammonia build-up, which will affect the poultry's eyes and respiratory system and makes them sick.		
	Piggery	A clean, sanitary environment provides the best prevention for internal and external parasite which can be serious problems. For diseases that can be prevented by vaccination, a veterinarian should be contacted to provide such services routinely.		
	Fishery	Do take care of your pond every day when you take food to your fish, make sure the pond remains full of water, do not let weeds cover more than one quarter of the surface. If there are too many weeds, clean your pond. Take the advice of experts and information from mass media		



Integrated Agromet Advisory Service Bulletin from 1st to 5th Oct'16

Peren District

Bulletin No:79/2016

Weather summary of the preceding week

- Light rain occurred the past week
- Maximum and minimum temperatures ranged 28^oC to 29^oC and 18^oC to 22^oC, respectively.
- Relative humidity varied from 53% to 94%.
- Wind speed ranged from 1 to 2 kmph

Weather forecast valid upto 5th Oct'16

- Probability of light rain the coming week.
- **Max temp** is likely to be 26^oC - 29^oC and the **min temp** 19^oC to 20^oC
- **Sky is likely to be mainly cloudy** the coming week
- **Relative Humidity** is likely to range from 48% to 95%.
- **Wind speed** may reach upto 1-2 kmph
- **Wind direction** will be mostly southeasterly

Main Crops

Stage



Pest/
Diseases

Agro-meteorological Advisories

Field crops

Timely field sanitation should be done for all the crops. Always use freshly prepared neem seed kernel extract. Apply pesticides only when required. Don't apply more than the recommended dose of the pesticide

Jhum paddy	Harvesting stage		<i>During sunny days harvest the early and early medium duration varieties when 80% of the grains matured in a panicle. Harvest, process, dry and pack different paddy varieties separately without mixing for better price for their produce</i>
TRC/WRC paddy	Milk development stage	Brown spot	<i>Destroy the infested residue, stubbles, grass and weeds present in the bunds of the field as they act as a source for the infection</i>
		Bacterial blight	<i>If the infestation is more, spray Streptocycline 2gm/5lt of water.</i>
		Blast	<i>For rice blast management, destroy the infested residue, stubbles, grass and weeds present in the bunds of the field as they act as a source for the infection.</i>
Soybean	Harvesting stage		<i>If you're storing soybeans for next season, screen them prior to loading them into the bin</i>
Toria	Land preparation	-	<i>Field preparation should be started for toria and arrangement for quality seeds should be done. M-27, TS-36 and TS-38 are some of the varieties recommended for our region</i>
Rabi maize	Land preparation		<i>Land preparation should be started for rabi maize. It can be grown in all types of soils having adequate provision of drainage. Field should be ploughed properly so as to expose the pupae of red hairy caterpillar. Sow certified seeds from a reliable source to prevent seed rot and seedling blight. If one wants to use his own seed, seed treatment is a must.</i>

				Some of the varieties recommended for our region are HQPM-1, Allrounder and RCM-76.
	Horticultural crops			
	Citrus		Trunk borer	To kill the trunk borer grubs, clean the bored holes of the infested trunk with iron wire and insert a cotton swab soaked in petrol or kerosene and plug with mud.
	Vegetables			<p>Nursery preparation should be started for vegetables like cabbage, cauliflower, knolkhol, broccoli, radish, tomato and arrangement for quality seeds should be done.</p> <p>Suitable varieties for our region:</p> <ol style="list-style-type: none"> 1. Cabbage – Green express (Hybrid), Rareball (Hybrid), Pride of India (OP). 2. Broccoli – Pushpa, princess. 3. Tomato – Pusa ruby, Arka vikash, Punjab swari. 4. Knolkhol – White Vienna. 5. Radish – Japanese white, Pusa chetki. 6. Pea – Arkel
	Poultry	Good ventilation in the chicken shed is must, because chickens naturally produce a lot of moisture in their breath and droppings. Poor ventilation inside their house may create an ammonia build-up, which will affect the poultry's eyes and respiratory system and makes them sick.		
	Piggery	A clean, sanitary environment provides the best prevention for internal and external parasite which can be serious problems. For diseases that can be prevented by vaccination, a veterinarian should be contacted to provide such services routinely.		
	Fishery	Do take care of your pond every day when you take food to your fish, make sure the pond remains full of water, do not let weeds cover more than one quarter of the surface. If there are too many weeds, clean your pond. Take the advice of experts and information from mass media		



Integrated Agromet Advisory Service Bulletin from 1st to 5th Oct'16 Phek District

Bulletin No:79/2016

Weather summary of the preceding week

- Medium rain occurred the past week
- Maximum and minimum temperatures ranged 28⁰C to 31⁰C and 22⁰C to 24⁰C, respectively.
- Relative humidity varied from 62% to 95%.
- Wind speed ranged from 1 to 2 kmph

Weather forecast valid upto 5th Oct'16

- Probability of light rain the coming week.
- **Max temp** is likely to be 27⁰C - 28⁰C and the **min temp** 18⁰C to 19⁰C
- **Sky is likely to be mainly cloudy** the coming week
- **Relative Humidity** is likely to range from 54% to 95%.
- **Wind speed** may reach upto 1-2 kmph
- **Wind direction** will be mostly southeasterly

**Main
Crops**

Stage


**Pest/
Diseases**

Agro-meteorological Advisories

Field crops

Timely field sanitation should be done for all the crops. Always use freshly prepared neem seed kernel extract. Apply pesticides only when required. Don't apply more than the recommended dose of the pesticide

Jhum paddy	Harvesting stage		<i>During sunny days harvest the early and early medium duration varieties when 80% of the grains matured in a panicle. Harvest, process, dry and pack different paddy varieties separately without mixing for better price for their produce</i>
TRC/WRC paddy	Milk development stage	Brown spot	<i>Destroy the infested residue, stubbles, grass and weeds present in the bunds of the field as they act as a source for the infection</i>
		Bacterial blight	<i>If the infestation is more, spray Streptocycline 2gm/5lt of water.</i>
		Blast	<i>For rice blast management, destroy the infested residue, stubbles, grass and weeds present in the bunds of the field as they act as a source for the infection.</i>
Soybean	Harvesting stage		<i>If you're storing soybeans for next season, screen them prior to loading them into the bin</i>
Toria	Land preparation	-	<i>Field preparation should be started for toria and arrangement for quality seeds should be done. M-27, TS-36 and TS-38 are some of the varieties recommended for our region</i>
Rabi maize	Land preparation		<i>Land preparation should be started for rabi maize. It can be grown in all types of soils having adequate provision of drainage. Field should be ploughed properly so as to expose the pupae of red hairy caterpillar. Sow certified seeds from a reliable source to prevent seed rot and seedling blight. If one wants to use his own seed,</i>


				<p><i>seed treatment is a must.</i></p> <p><i>Some of the varieties recommended for our region are HQPM-1, Allrounder and RCM-76.</i></p>
	Horticultural crops			
	Citrus		Trunk borer	<p><i>To kill the trunk borer grubs, clean the bored holes of the infested trunk with iron wire and insert a cotton swab soaked in petrol or kerosene and plug with mud.</i></p>
	Vegetables			<p><i>Nursery preparation should be started for vegetables like cabbage, cauliflower, knolkhol, broccoli, radish, tomato and arrangement for quality seeds should be done.</i></p> <p><i>Suitable varieties for our region:</i></p> <ol style="list-style-type: none"> <i>1. Cabbage – Green express (Hybrid), Rareball (Hybrid), Pride of India (OP).</i> <i>2. Broccoli – Pushpa, princess.</i> <i>3. Tomato – Pusa ruby, Arka vikash, Punjab swari.</i> <i>4. Knolkhol – White Vienna.</i> <i>5. Radish – Japanese white, Pusa chetki.</i> <i>6. Pea – Arkel</i>
	Poultry	<p>Good ventilation in the chicken shed is must, because chickens naturally produce a lot of moisture in their breath and droppings. Poor ventilation inside their house may create an ammonia build-up, which will affect the poultry's eyes and respiratory system and makes them sick.</p>		
	Piggery	<p>A clean, sanitary environment provides the best prevention for internal and external parasite which can be serious problems. For diseases that can be prevented by vaccination, a veterinarian should be contacted to provide such services routinely.</p>		
	Fishery	<p>Do take care of your pond every day when you take food to your fish, make sure the pond remains full of water, do not let weeds cover more than one quarter of the surface. If there are too many weeds, clean your pond. Take the advice of experts and information from mass media</p>		



Integrated Agromet Advisory Service Bulletin from 1st to 5th Oct'16 Tuensang District

Bulletin No:79/2016

Weather summary of the preceding week			Weather forecast valid upto 5 th Oct'16
<ul style="list-style-type: none"> Light rain occurred the past week Maximum and minimum temperatures ranged 29⁰C to 30⁰C and 22⁰C to 23⁰C, respectively. Relative humidity varied from 64% to 92%. Wind speed ranged from 1 to 2 kmph 			<ul style="list-style-type: none"> Probability of light rain the coming week. Max temp is likely to be 29⁰C - 30⁰C and the min temp 19⁰C to 23⁰C Sky is likely to be mainly cloudy the coming week Relative Humidity is likely to range from 53% to 95%. Wind speed may reach upto 2-3 kmph Wind direction will be mostly southerly
Main Crops	Stage	Pest/ Diseases	Agro-meteorological Advisories
<p>Field crops</p> <p>Timely field sanitation should be done for all the crops. Always use freshly prepared neem seed kernel extract. Apply pesticides only when required. Don't apply more than the recommended dose of the pesticide</p>			
Jhum paddy	Harvesting stage		<i>During sunny days harvest the early and early medium duration varieties when 80% of the grains matured in a panicle. Harvest, process, dry and pack different paddy varieties separately without mixing for better price for their produce</i>
TRC/WRC paddy	Milk development stage	Brown spot	<i>Destroy the infested residue, stubbles, grass and weeds present in the bunds of the field as they act as a source for the infection</i>
		Bacterial blight	<i>If the infestation is more, spray Streptocycline 2gm/5lt of water.</i>
		Blast	<i>For rice blast management, destroy the infested residue, stubbles, grass and weeds present in the bunds of the field as they act as a source for the infection.</i>
Soybean	Harvesting stage		<i>If you're storing soybeans for next season, screen them prior to loading them into the bin</i>
Toria	Land preparation	-	<i>Field preparation should be started for toria and arrangement for quality seeds should be done. M-27, TS-36 and TS-38 are some of the varieties recommended for our region</i>
Rabi maize	Land preparation		<i>Land preparation should be started for rabi maize. It can be grown in all types of soils having adequate provision of drainage. Field should be ploughed properly so as to expose the pupae of red hairy caterpillar. Sow certified seeds from a reliable source to prevent seed rot and seedling blight. If one wants to use his own seed, seed treatment is a must. Some of the varieties recommended for our region are HQPM-1,</i>


				<i>Allrounder and RCM-76.</i>
	<i>Horticultural crops</i>			
	<i>Citrus</i>		Trunk borer	<i>To kill the trunk borer grubs, clean the bored holes of the infested trunk with iron wire and insert a cotton swab soaked in petrol or kerosene and plug with mud.</i>
	<i>Vegetables</i>			<i>Nursery preparation should be started for vegetables like cabbage, cauliflower, knolkhol, broccoli, radish, tomato and arrangement for quality seeds should be done.</i> <i>Suitable varieties for our region:</i> <ol style="list-style-type: none"> <i>1. Cabbage – Green express (Hybrid), Rareball (Hybrid), Pride of India (OP).</i> <i>2. Broccoli – Pushpa, princess.</i> <i>3. Tomato – Pusa ruby, Arka vikash, Punjab swari.</i> <i>4. Knolkhol – White Vienna.</i> <i>5. Radish – Japanese white, Pusa chetki.</i> <i>6. Pea – Arkel</i>
	<i>Poultry</i>	Good ventilation in the chicken shed is must, because chickens naturally produce a lot of moisture in their breath and droppings. Poor ventilation inside their house may create an ammonia build-up, which will affect the poultry's eyes and respiratory system and makes them sick.		
	<i>Piggery</i>	A clean, sanitary environment provides the best prevention for internal and external parasite which can be serious problems. For diseases that can be prevented by vaccination, a veterinarian should be contacted to provide such services routinely.		
	<i>Fishery</i>	Do take care of your pond every day when you take food to your fish, make sure the pond remains full of water, do not let weeds cover more than one quarter of the surface. If there are too many weeds, clean your pond. Take the advice of experts and information from mass media		



Integrated Agromet Advisory Service Bulletin from 1st to 5th Oct'16 Wokha District

Bulletin No:79/2016

Weather summary of the preceding week			Weather forecast valid upto 5 th Oct'16
<ul style="list-style-type: none"> Light rain occurred the past week Maximum and minimum temperatures ranged 28⁰C to 31⁰C and 22⁰C to 23⁰C, respectively. Relative humidity varied from 62% to 95%. Wind speed ranged from 1 to 2 kmph 			<ul style="list-style-type: none"> Probability of light rain the coming week. Max temp is likely to be 27⁰C - 28⁰C and the min temp 20⁰C to 22⁰C Sky is likely to be mainly cloudy the coming week Relative Humidity is likely to range from 47% to 96%. Wind speed may reach upto 1-2 kmph Wind direction will be mostly southeasterly
Main Crops	Stage	Pest/ Diseases	Agro-meteorological Advisories
<p align="center">Field crops</p> <p>Timely field sanitation should be done for all the crops. Always use freshly prepared neem seed kernel extract. Apply pesticides only when required. Don't apply more than the recommended dose of the pesticide</p>			
Jhum paddy	Harvesting stage		<i>During sunny days harvest the early and early medium duration varieties when 80% of the grains matured in a panicle. Harvest, process, dry and pack different paddy varieties separately without mixing for better price for their produce</i>
TRC/WRC paddy	Milk development stage	Brown spot	<i>Destroy the infested residue, stubbles, grass and weeds present in the bunds of the field as they act as a source for the infection</i>
		Bacterial blight	<i>If the infestation is more, spray Streptocycline 2gm/5lt of water.</i>
		Blast	<i>For rice blast management, destroy the infested residue, stubbles, grass and weeds present in the bunds of the field as they act as a source for the infection.</i>
Soybean	Harvesting stage		<i>If you're storing soybeans for next season, screen them prior to loading them into the bin</i>
Toria	Land preparation	-	<i>Field preparation should be started for toria and arrangement for quality seeds should be done. M-27, TS-36 and TS-38 are some of the varieties recommended for our region</i>
Rabi maize	Land preparation		<i>Land preparation should be started for rabi maize. It can be grown in all types of soils having adequate provision of drainage. Field should be ploughed properly so as to expose the pupae of red hairy caterpillar. Sow certified seeds from a reliable source to prevent seed rot and seedling blight. If one wants to use his own seed, seed treatment is a must.</i>

				<i>Some of the varieties recommended for our region are HQPM-1, Allrounder and RCM-76.</i>
	<i>Horticultural crops</i>			
	<i>Citrus</i>		Trunk borer	<i>To kill the trunk borer grubs, clean the bored holes of the infested trunk with iron wire and insert a cotton swab soaked in petrol or kerosene and plug with mud.</i>
	<i>Vegetables</i>			<i>Nursery preparation should be started for vegetables like cabbage, cauliflower, knolkhol, broccoli, radish, tomato and arrangement for quality seeds should be done.</i> <i>Suitable varieties for our region:</i> <ol style="list-style-type: none"> <i>1. Cabbage – Green express (Hybrid), Rareball (Hybrid), Pride of India (OP).</i> <i>2. Broccoli – Pushpa, princess.</i> <i>3. Tomato – Pusa ruby, Arka vikash, Punjab swari.</i> <i>4. Knolkhol – White Vienna.</i> <i>5. Radish – Japanese white, Pusa chetki.</i> <i>6. Pea – Arkel</i>
	<i>Poultry</i>	Good ventilation in the chicken shed is must, because chickens naturally produce a lot of moisture in their breath and droppings. Poor ventilation inside their house may create an ammonia build-up, which will affect the poultry's eyes and respiratory system and makes them sick.		
	<i>Piggery</i>	A clean, sanitary environment provides the best prevention for internal and external parasite which can be serious problems. For diseases that can be prevented by vaccination, a veterinarian should be contacted to provide such services routinely.		
	<i>Fishery</i>	Do take care of your pond every day when you take food to your fish, make sure the pond remains full of water, do not let weeds cover more than one quarter of the surface. If there are too many weeds, clean your pond. Take the advice of experts and information from mass media		



--	--




Integrated Agromet Advisory Service Bulletin from 1st to 5th Oct'16

Zunheboto District

Bulletin No:79/2016

Weather summary of the preceding week			Weather forecast valid upto 5 th Oct'16
<ul style="list-style-type: none"> Light rain occurred the past week Maximum and minimum temperatures ranged 29⁰C to 30⁰C and 22⁰C to 24⁰C , respectively. Relative humidity varied from 58% to 93%. Wind speed ranged from 1 to 2 kmph 			<ul style="list-style-type: none"> Probability of light rain the coming week. Max temp is likely to be 29⁰C - 30⁰C and the min temp 21⁰C to 22⁰C Sky is likely to be mainly cloudy the coming week Relative Humidity is likely to range from 53% to 95%. Wind speed may reach upto 1-2 kmph Wind direction will be mostly southerly
Main Crops	Stage	Pest/ Diseases	Agro-meteorological Advisories
<p style="text-align: center;">Field crops</p> <p>Timely field sanitation should be done for all the crops. Always use freshly prepared neem seed kernel extract. Apply pesticides only when required. Don't apply more than the recommended dose of the pesticide</p>			
Jhum paddy	Harvesting stage		<i>During sunny days harvest the early and early medium duration varieties when 80% of the grains matured in a panicle. Harvest, process, dry and pack different paddy varieties separately without mixing for better price for their produce</i>
TRC/WRC paddy	Milk development stage	Brown spot	<i>Destroy the infested residue, stubbles, grass and weeds present in the bunds of the field as they act as a source for the infection</i>
		Bacterial blight	<i>If the infestation is more, spray Streptocycline 2gm/5lt of water.</i>
		Blast	<i>For rice blast management, destroy the infested residue, stubbles, grass and weeds present in the bunds of the field as they act as a source for the infection.</i>
Soybean	Harvesting stage		<i>If you're storing soybeans for next season, screen them prior to loading them into the bin</i>
Toria	Land preparation	-	<i>Field preparation should be started for toria and arrangement for quality seeds should be done. M-27, TS-36 and TS-38 are some of the varieties recommended for our region</i>
Rabi maize	Land preparation		<i>Land preparation should be started for rabi maize. It can be grown in all types of soils having adequate provision of drainage. Field should be ploughed properly so as to expose the pupae of red hairy caterpillar. Sow certified seeds from a reliable source to prevent seed rot and seedling blight. If one wants to use his own seed, seed treatment is a must.</i>

				<i>Some of the varieties recommended for our region are HQPM-1, Allrounder and RCM-76.</i>
	<i>Horticultural crops</i>			
	<i>Citrus</i>		Trunk borer	<i>To kill the trunk borer grubs, clean the bored holes of the infested trunk with iron wire and insert a cotton swab soaked in petrol or kerosene and plug with mud.</i>
	<i>Vegetables</i>			<i>Nursery preparation should be started for vegetables like cabbage, cauliflower, knolkhol, broccoli, radish, tomato and arrangement for quality seeds should be done.</i> <i>Suitable varieties for our region:</i> <ol style="list-style-type: none"> <i>1. Cabbage – Green express (Hybrid), Rareball (Hybrid), Pride of India (OP).</i> <i>2. Broccoli – Pushpa, princess.</i> <i>3. Tomato – Pusa ruby, Arka vikash, Punjab swari.</i> <i>4. Knolkhol – White Vienna.</i> <i>5. Radish – Japanese white, Pusa chetki.</i> <i>6. Pea – Arkel</i>
	<i>Poultry</i>	Good ventilation in the chicken shed is must, because chickens naturally produce a lot of moisture in their breath and droppings. Poor ventilation inside their house may create an ammonia build-up, which will affect the poultry's eyes and respiratory system and makes them sick.		
	<i>Piggery</i>	A clean, sanitary environment provides the best prevention for internal and external parasite which can be serious problems. For diseases that can be prevented by vaccination, a veterinarian should be contacted to provide such services routinely.		
	<i>Fishery</i>	Do take care of your pond every day when you take food to your fish, make sure the pond remains full of water, do not let weeds cover more than one quarter of the surface. If there are too many weeds, clean your pond. Take the advice of experts and information from mass media		

