



Integrated Agromet Advisory Service Bulletin from 7th to 11th Dec'16 Kiphire District

Bulletin No:97/2016

Weather summary of the preceding week			Weather forecast valid upto 11 th Dec'16
<ul style="list-style-type: none"> No rain occurred the past week Maximum and minimum temperatures ranged 22^oC to 24^oC and 10^oC to 12^oC, respectively. Relative humidity varied from 26% to 95%. Wind speed ranged from 1 to 2 kmph 			<ul style="list-style-type: none"> Probability of no rain the coming week. Max temp is likely to be 21^oC - 22^oC and the min temp 2^oC to 3^oC Sky is likely to be clear the coming week Relative Humidity is likely to range from 25% to 95%. Wind speed may reach upto 1- 2 kmph Wind direction will be mostly southeasterly
Main Crops	Stage	Pest/ Diseases	Agro-meteorological Advisories
<p align="center">Field crops</p> <p>Sow zero tillage lentil and pea after rice by opening small furrow between rice stubbles. With prevalence of continued dry weather, need based irrigation is advisable to growing/sown (rabi) crops and vegetables</p>			
TRC/WRC paddy	Harvesting stage		Dry the paddy grains properly and regularly before storing to reduce storage insect pests and fungus. Paddy grains can be mixed with neem leaves at the time of storage to reduce storage pests.
Toria	Vegetative stage	-	Keep the field free from weeds and daily scouting of the field should be done for aphid.
Rabi maize	Vegetative stage		Provide mulching to conserve moisture
<p align="center">Horticultural crop</p> <p>Keep the field clean by collecting the stubbles and unwanted materials.</p>			
Citrus			Prepare basin around the plants followed by mulching with local grasses and if possible irrigate at 15-20 days interval to overcome moisture stress
Vegetables(cabbage, cauliflower)	Vegetative stage		Give light irrigation on every alternate day for proper growth of the plant
Pea	Vegetative stage		Stake the plants for proper support and daily scouting of the field should be done for powdery mildew.
<p align="center">Livestock</p> <p>Animals should be given mineral mixture along with salt regularly and wheat grains, jaggery etc. may be provided @ 10%-20% in</p>			

the daily ration during winter season to meet the energy requirement of the animals

Poultry

Protect poultry birds from cold winds by hanging curtain/clothing from outside the poultry shed. Use of electric bulbs for heat is advisable.

Piggery

Depending on number of pigs farmers should clean pens naturally twice in a week. Farmers should be aware about the symptoms of diseases. Like no interest in food, diarrhea, eye discharge, excessive coughing, hernia, dry skin and irregular spots on skin, excessively long hair, back bone showing etc.

Fishery

Do take care of your pond every day when you take food to your fish, make sure the pond remains full of water, do not let weeds cover more than one quarter of the surface. If there are too many weeds, clean your pond. Take the advice of experts and information from mass media






Integrated Agromet Advisory Service Bulletin from 7th to 11th Dec'16

Kohima District

Bulletin No:96/2016

Weather summary of the preceding week			Weather forecast valid upto 11 th Dec'16
<ul style="list-style-type: none"> No rain occurred the past week Maximum and minimum temperatures ranged 25^oC to 26^oC and 8^oC to 10^oC, respectively. Relative humidity varied from 33% to 94%. Wind speed ranged from 1 to 2 kmph 			<ul style="list-style-type: none"> Probability of no rain the coming week. Max temp is likely to be 20^oC - 22^oC and the min temp 9^oC to 10^oC Sky is likely to be clear the coming week Relative Humidity is likely to range from 29% to 88%. Wind speed may reach upto 2- 4 kmph Wind direction will be mostly easterly
Main Crops	Stage	Pest/ Diseases	Agro-meteorological Advisories
Field crops Sow zero tillage lentil and pea after rice by opening small furrow between rice stubbles. With prevalence of continued dry weather, need based irrigation is advisable to growing/sown (rabi) crops and vegetables			
TRC/WRC paddy	Harvesting stage		Dry the paddy grains properly and regularly before storing to reduce storage insect pests and fungus. Paddy grains can be mixed with neem leaves at the time of storage to reduce storage pests.
Toria	Vegetative stage	-	Keep the field free from weeds and daily scouting of the field should be done for aphid.
Rabi maize	Vegetative stage		Provide mulching to conserve moisture
Horticultural crop Keep the field clean by collecting the stubbles and unwanted materials.			
Citrus			Prepare basin around the plants followed by mulching with local grasses and if possible irrigate at 15-20 days interval to overcome moisture stress
Vegetables(cabbage, cauliflower)	Vegetative stage		Give light irrigation on every alternate day for proper growth of the plant
Pea	Vegetative stage		Stake the plants for proper support and daily scouting of the field should be done for powdery mildew.
Livestock Animals should be given mineral mixture along with salt regularly and wheat grains, jaggery etc. may be provided @ 10%-			


	20% in the daily ration during winter season to meet the energy requirement of the animals	
	<i>Poultry</i>	Protect poultry birds from cold winds by hanging curtain/clothing from outside the poultry shed. Use of electric bulbs for heat is advisable.
	<i>Piggery</i>	Depending on number of pigs farmers should clean pens naturally twice in a week. Farmers should be aware about the symptoms of diseases. Like no interest in food, diarrhea, eye discharge, excessive coughing, hernia, dry skin and irregular spots on skin, excessively long hair, back bone showing etc.
	<i>Fishery</i>	Do take care of your pond every day when you take food to your fish, make sure the pond remains full of water, do not let weeds cover more than one quarter of the surface. If there are too many weeds, clean your pond. Take the advice of experts and information from mass media



Integrated Agromet Advisory Service Bulletin from 7th to 11th Dec'16 Longleng District

Bulletin No:97/2016

Weather summary of the preceding week			Weather forecast valid upto 11 th Dec'16
<ul style="list-style-type: none"> No rain occurred the past week Maximum and minimum temperatures ranged 11⁰C to 26⁰C and 11⁰C to 13⁰C, respectively. Relative humidity varied from 28% to 95%. Wind speed ranged from 1 to 2 kmph 			<ul style="list-style-type: none"> Probability of no rain the coming week. Max temp is likely to be 23⁰C - 24⁰C and the min temp 4⁰C to 6⁰C Sky is likely to be clear the coming week Relative Humidity is likely to range from 30% to 92%. Wind speed may reach upto 1- 2 kmph Wind direction will be mostly easterly
Main Crops	Stage	Pest/ Diseases	Agro-meteorological Advisories
<p align="center">Field crops</p> <p>Sow zero tillage lentil and pea after rice by opening small furrow between rice stubbles. With prevalence of continued dry weather, need based irrigation is advisable to growing/sown (rabi) crops and vegetables</p>			
TRC/WRC paddy	Harvesting stage		<i>Dry the paddy grains properly and regularly before storing to reduce storage insect pests and fungus. Paddy grains can be mixed with neem leaves at the time of storage to reduce storage pests.</i>
Toria	Vegetative stage	-	<i>Keep the field free from weeds and daily scouting of the field should be done for aphid.</i>
Rabi maize	Vegetative stage		<i>Provide mulching to conserve moisture</i>
<p align="center">Horticultural crop</p> <p>Keep the field clean by collecting the stubbles and unwanted materials.</p>			
Citrus			<i>Prepare basin around the plants followed by mulching with local grasses and if possible irrigate at 15-20 days interval to overcome moisture stress</i>
Vegetables(cabbage, cauliflower)	Vegetative stage		<i>Give light irrigation on every alternate day for proper growth of the plant</i>
Pea	Vegetative stage		<i>Stake the plants for proper support and daily scouting of the field should be done for powdery mildew.</i>


	<p style="text-align: center;"><i>Livestock</i></p> <p>Animals should be given mineral mixture along with salt regularly and wheat grains, jaggery etc. may be provided @ 10%-20% in the daily ration during winter season to meet the energy requirement of the animals</p>	
	<i>Poultry</i>	Protect poultry birds from cold winds by hanging curtain/clothing from outside the poultry shed. Use of electric bulbs for heat is advisable.
	<i>Piggery</i>	Depending on number of pigs farmers should clean pens naturally twice in a week. Farmers should be aware about the symptoms of diseases. Like no interest in food, diarrhea, eye discharge, excessive coughing, hernia, dry skin and irregular spots on skin, excessively long hair, back bone showing etc.
	<i>Fishery</i>	Do take care of your pond every day when you take food to your fish, make sure the pond remains full of water, do not let weeds cover more than one quarter of the surface. If there are too many weeds, clean your pond. Take the advice of experts and information from mass media

Integrated Agromet Advisory Service Bulletin from 7th to 11th Dec'16

Mokokchung District

Bulletin No: 97/2016

Weather summary of the preceding week			Weather forecast valid upto 11 th Dec'16
<ul style="list-style-type: none"> No rain occurred the past week Maximum and minimum temperatures ranged 24⁰C to 26⁰C and 11⁰C to 12⁰C, respectively. Relative humidity varied from 30% to 95%. Wind speed ranged from 1 to 2 kmph 			<ul style="list-style-type: none"> Probability of no rain the coming week. Max temp is likely to be 23⁰C - 24⁰C and the min temp 5⁰C to 7⁰C Sky is likely to be mainly clear the coming week Relative Humidity is likely to range from 29% to 92%. Wind speed may reach upto 1- 2 kmph Wind direction will be mostly southeasterly
Main Crops	Stage	Pest/ Diseases	Agro-meteorological Advisories
Field crops Sow zero tillage lentil and pea after rice by opening small furrow between rice stubbles. With prevalence of continued dry weather, need based irrigation is advisable to growing/sown (rabi) crops and vegetables			
TRC/WRC paddy	Harvesting stage		Dry the paddy grains properly and regularly before storing to reduce storage insect pests and fungus. Paddy grains can be mixed with neem leaves at the time of storage to reduce storage pests.
Toria	Vegetative stage	-	Keep the field free from weeds and daily scouting of the field should be done for aphid.
Rabi maize	Vegetative stage		Provide mulching to conserve moisture
Horticultural crop Keep the field clean by collecting the stubbles and unwanted materials.			
Citrus			Prepare basin around the plants followed by mulching with local grasses and if possible irrigate at 15-20 days interval to overcome moisture stress
Vegetables(cabbage, cauliflower)	Vegetative stage		Give light irrigation on every alternate day for proper growth of the plant
Pea	Vegetative stage		Stake the plants for proper support and daily scouting of the field should be done for powdery mildew.
Livestock Animals should be given mineral mixture along with salt regularly and wheat grains, jaggery etc. may be provided @ 10%-20% in the daily ration during winter season to meet the energy requirement of the animals			

	<i>Poultry</i>	Protect poultry birds from cold winds by hanging curtain/clothing from outside the poultry shed. Use of electric bulbs for heat is advisable.
	<i>Piggery</i>	Depending on number of pigs farmers should clean pens naturally twice in a week. Farmers should be aware about the symptoms of diseases. Like no interest in food, diarrhea, eye discharge, excessive coughing, hernia, dry skin and irregular spots on skin, excessively long hair, back bone showing etc.
	<i>Fishery</i>	Do take care of your pond every day when you take food to your fish, make sure the pond remains full of water, do not let weeds cover more than one quarter of the surface. If there are too many weeds, clean your pond. Take the advice of experts and information from mass media



Integrated Agromet Advisory Service Bulletin from 7th to 11th Dec'16

Mon District

Bulletin No:97/2016

Weather summary of the preceding week			Weather forecast valid upto 11 th Dec'16
<ul style="list-style-type: none"> No rain occurred the past week Maximum and minimum temperatures ranged 24⁰C to 25⁰C and 13⁰C to 14⁰C, respectively. Relative humidity varied from 26% to 92% Wind speed ranged from 1 to 2 kmph 			<ul style="list-style-type: none"> Probability of no rain the coming week. Max temp is likely to be 22⁰C - 24⁰C and the min temp 3⁰C to 4⁰C Sky is likely to be mainly clear the coming week Relative Humidity is likely to range from 28% to 92%. Wind speed may reach upto 1- 2 kmph Wind direction will be mostly easterly
Main Crops	Stage	Pest/ Diseases	Agro-meteorological Advisories
<p style="text-align: center;">Field crops</p> <p>Sow zero tillage lentil and pea after rice by opening small furrow between rice stubbles. With prevalence of continued dry weather, need based irrigation is advisable to growing/sown (rabi) crops and vegetables</p>			
TRC/WRC paddy	Harvesting stage		<i>Dry the paddy grains properly and regularly before storing to reduce storage insect pests and fungus. Paddy grains can be mixed with neem leaves at the time of storage to reduce storage pests.</i>
Toria	Vegetative stage	-	<i>Keep the field free from weeds and daily scouting of the field should be done for aphid.</i>
Rabi maize	Vegetative stage		<i>Provide mulching to conserve moisture</i>
<p style="text-align: center;">Horticultural crop</p> <p>Keep the field clean by collecting the stubbles and unwanted materials.</p>			
Citrus			<i>Prepare basin around the plants followed by mulching with local grasses and if possible irrigate at 15-20 days interval to overcome moisture stress</i>
Vegetables(cabbage, cauliflower)	Vegetative stage		<i>Give light irrigation on every alternate day for proper growth of the plant</i>
Pea	Vegetative stage		<i>Stake the plants for proper support and daily scouting of the field should be done for powdery mildew.</i>
Tomato/ chilli	Vegetative stage		<i>Maintain an even moisture supply of water. Spray 5% neem seed kernel extract to kill early stages larvae.</i>

Livestock

Animals should be given mineral mixture along with salt regularly and wheat grains, jaggery etc. may be provided @ 10% - 20% in the daily ration during winter season to meet the energy requirement of the animals

Poultry

Protect poultry birds from cold winds by hanging curtain/clothing from outside the poultry shed. Use of electric bulbs for heat is advisable.

Piggery

Depending on number of pigs farmers should clean pens naturally twice in a week. Farmers should be aware about the symptoms of diseases. Like no interest in food, diarrhea, eye discharge, excessive coughing, hernia, dry skin and irregular spots on skin, excessively long hair, back bone showing etc.

Fishery

Do take care of your pond every day when you take food to your fish, make sure the pond remains full of water, do not let weeds cover more than one quarter of the surface. If there are too many weeds, clean your pond. Take the advice of experts and information from mass media






Integrated Agromet Advisory Service Bulletin from 7th to 11th Dec'16

Peren District

Bulletin No:97/2016

Weather summary of the preceding week			Weather forecast valid upto 11 th Dec'16
<ul style="list-style-type: none"> No rain occurred the past week Maximum and minimum temperatures ranged 26⁰C to 27⁰C and 10⁰C to 13⁰C, respectively. Relative humidity varied from 34% to 95%. Wind speed ranged from 1 to 2 kmph 			<ul style="list-style-type: none"> Probability of no rain the coming week. Max temp is likely to be 25⁰C - 26⁰C and the min temp 8⁰C to 10⁰C Sky is likely to be clear the coming week Relative Humidity is likely to range from 31% to 91%. Wind speed may reach upto 2- 4 kmph Wind direction will be mostly easterly
Main Crops	Stage	Pest/ Diseases	Agro-meteorological Advisories
<p align="center">Field crops</p> <p align="center">Sow zero tillage lentil and pea after rice by opening small furrow between rice stubbles. With prevalence of continued dry weather, need based irrigation is advisable to growing/sown (rabi) crops and vegetables</p>			
TRC/WRC paddy	Harvesting stage		Dry the paddy grains properly and regularly before storing to reduce storage insect pests and fungus. Paddy grains can be mixed with neem leaves at the time of storage to reduce storage pests.
Toria	Vegetative stage	-	Keep the field free from weeds and daily scouting of the field should be done for aphid.
Rabi maize	Vegetative stage		Provide mulching to conserve moisture
linseed/lentil	Sowing		Continue sowing of lentil, linseed in rice field under zero tillage. Open a narrow furrow in between two rows of rice crop and sow the seeds in the furrow.
<p align="center">Horticultural crop</p> <p align="center">Keep the field clean by collecting the stubbles and unwanted materials.</p>			
Citrus			Prepare basin around the plants followed by mulching with local grasses and if possible irrigate at 15-20 days interval to overcome moisture stress
Vegetables	Germination stage		Thinning should be done and gap filling should be carried out


	Pea	Germinating stage	Powdery mildew	<i>Sowing should be avoided by the end of Nov and Dec. White powdery patches form on leaves and pods and dry weather favors the spread of the disease. Seeds should be treated with hot water.</i>
	Tomato/ chilli	Vegetative stage		<i>Maintain an even moisture supply of water. Spray 5% neem seed kernel extract to kill early stages larvae.</i>
	<p style="text-align: center;">Livestock</p> <p>Animals should be given mineral mixture along with salt regularly and wheat grains, jaggery etc. may be provided @ 10%-20% in the daily ration during winter season to meet the energy requirement of the animals</p>			
	Poultry	Protect poultry birds from cold winds by hanging curtain/clothing from outside the poultry shed. Use of electric bulbs for heat is advisable.		
	Piggery	Depending on number of pigs farmers should clean pens naturally twice in a week. Farmers should be aware about the symptoms of diseases. Like no interest in food, diarrhea, eye discharge, excessive coughing, hernia, dry skin and irregular spots on skin, excessively long hair, back bone showing etc.		
	Fishery	Do take care of your pond every day when you take food to your fish, make sure the pond remains full of water, do not let weeds cover more than one quarter of the surface. If there are too many weeds, clean your pond. Take the advice of experts and information from mass media		



Integrated Agromet Advisory Service Bulletin from 7th to 11th Dec'16 Phek District

Bulletin No:97/2016

Weather summary of the preceding week			Weather forecast valid upto 11 th Dec'16
<ul style="list-style-type: none"> No rain occurred the past week Maximum and minimum temperatures ranged 24⁰C to 25⁰C and 13⁰C to 14⁰C, respectively. Relative humidity varied from 30% to 95%. Wind speed ranged from 1 to 2 kmph 			<ul style="list-style-type: none"> Probability of no rain the coming week. Max temp is likely to be 22⁰C - 23⁰C and the min temp 4⁰C to 6⁰C Sky is likely to be mainly clear the coming week Relative Humidity is likely to range from 28% to 92%. Wind speed may reach upto 2- 3 kmph Wind direction will be mostly south easterly
Main Crops	Stage	Pest/ Diseases	Agro-meteorological Advisories
<p align="center">Field crops</p> <p>Sow zero tillage lentil and pea after rice by opening small furrow between rice stubbles. With prevalence of continued dry weather, need based irrigation is advisable to growing/sown (rabi) crops and vegetables</p>			
TRC/WRC paddy	Harvesting stage		<i>Dry the paddy grains properly and regularly before storing to reduce storage insect pests and fungus. Paddy grains can be mixed with neem leaves at the time of storage to reduce storage pests.</i>
Toria	Vegetative stage	-	<i>Keep the field free from weeds and daily scouting of the field should be done for aphid.</i>
Rabi maize	Vegetative stage		<i>Provide mulching to conserve moisture</i>
<p align="center">Horticultural crop</p> <p>Keep the field clean by collecting the stubbles and unwanted materials.</p>			
Citrus			<i>Prepare basin around the plants followed by mulching with local grasses and if possible irrigate at 15-20 days interval to overcome moisture stress</i>
Vegetables(cabbage, cauliflower)	Vegetative stage		<i>Give light irrigation on every alternate day for proper growth of the plant</i>


	Pea	Vegetative stage		<i>Stake the plants for proper support and daily scouting of the field should be done for powdery mildew.</i>
	<p style="text-align: center;"><i>Livestock</i></p> <p>Animals should be given mineral mixture along with salt regularly and wheat grains, jaggery etc. may be provided @ 10%-20% in the daily ration during winter season to meet the energy requirement of the animals</p>			
	Poultry	Protect poultry birds from cold winds by hanging curtain/clothing from outside the poultry shed. Use of electric bulbs for heat is advisable.		
	Piggery	Depending on number of pigs farmers should clean pens naturally twice in a week. Farmers should be aware about the symptoms of diseases. Like no interest in food, diarrhea, eye discharge, excessive coughing, hernia, dry skin and irregular spots on skin, excessively long hair, back bone showing etc.		
	Fishery	Do take care of your pond every day when you take food to your fish, make sure the pond remains full of water, do not let weeds cover more than one quarter of the surface. If there are too many weeds, clean your pond. Take the advice of experts and information from mass media		



Integrated Agromet Advisory Service Bulletin from 7th to 11th Dec'16 Tuensang District

Bulletin No:97/2016

Weather summary of the preceding week			Weather forecast valid upto 11 th Dec'16
<ul style="list-style-type: none"> No rain occurred the past week Maximum and minimum temperatures ranged 21⁰C to 23⁰C and 9⁰C to 10⁰C, respectively. Relative humidity varied from 25% to 94%. Wind speed ranged from 1 to 2 kmph 			<ul style="list-style-type: none"> Probability of no rain the coming week. Max temp is likely to be 20⁰C - 21⁰C and the min temp 1⁰C to 2⁰C Sky is likely to be mainly clear the coming week Relative Humidity is likely to range from 23% to 95%. Wind speed may reach upto 1- 2 kmph Wind direction will be mostly southeasterly
Main Crops	Stage	Pest/ Diseases	Agro-meteorological Advisories
Field crops Sow zero tillage lentil and pea after rice by opening small furrow between rice stubbles. With prevalence of continued dry weather, need based irrigation is advisable to growing/sown (rabi) crops and vegetables			
TRC/WRC paddy	Harvesting stage		Dry the paddy grains properly and regularly before storing to reduce storage insect pests and fungus. Paddy grains can be mixed with neem leaves at the time of storage to reduce storage pests.
Toria	Vegetative stage	-	Keep the field free from weeds and daily scouting of the field should be done for aphid.
Rabi maize	Vegetative stage		Provide mulching to conserve moisture
Horticultural crop Keep the field clean by collecting the stubbles and unwanted materials.			
Citrus			Prepare basin around the plants followed by mulching with local grasses and if possible irrigate at 15-20 days interval to overcome moisture stress
Vegetables(cabbage, cauliflower)	Vegetative stage		Give light irrigation on every alternate day for proper growth of the plant
Pea	Vegetative stage		Stake the plants for proper support and daily scouting of the field should be done for powdery mildew.
Livestock Animals should be given mineral mixture along with salt regularly and wheat grains, jaggery etc. may be provided @ 10%-20% in the daily ration during winter season to meet the energy requirement of the animals			


	<i>Poultry</i>	Protect poultry birds from cold winds by hanging curtain/clothing from outside the poultry shed. Use of electric bulbs for heat is advisable.
	<i>Piggery</i>	Depending on number of pigs farmers should clean pens naturally twice in a week. Farmers should be aware about the symptoms of diseases. Like no interest in food, diarrhea, eye discharge, excessive coughing, hernia, dry skin and irregular spots on skin, excessively long hair, back bone showing etc.
	<i>Fishery</i>	Do take care of your pond every day when you take food to your fish, make sure the pond remains full of water, do not let weeds cover more than one quarter of the surface. If there are too many weeds, clean your pond. Take the advice of experts and information from mass media



Integrated Agromet Advisory Service Bulletin from 7th to 11th Dec'16 Wokha District

Bulletin No:97/2016

Weather summary of the preceding week			Weather forecast valid upto 11 th Dec'16
<ul style="list-style-type: none"> No rain occurred the past week Maximum and minimum temperatures ranged 25⁰C to 26⁰C and 8⁰C to 11⁰C, respectively. Relative humidity varied from 33% to 95%. Wind speed ranged from 1 to 3 kmph 			<ul style="list-style-type: none"> Probability of no rain the coming week. Max temp is likely to be 24⁰C - 25⁰C and the min temp 7⁰C to 9⁰C Sky is likely to be clear the coming week Relative Humidity is likely to range from 31% to 85%. Wind speed may reach upto 2- 4 kmph Wind direction will be mostly southeasterly
Main Crops	Stage	Pest/ Diseases	Agro-meteorological Advisories
Field crops Sow zero tillage lentil and pea after rice by opening small furrow between rice stubbles. With prevalence of continued dry weather, need based irrigation is advisable to growing/sown (rabi) crops and vegetables			
TRC/WRC paddy	Harvesting stage		Dry the paddy grains properly and regularly before storing to reduce storage insect pests and fungus. Paddy grains can be mixed with neem leaves at the time of storage to reduce storage pests.
Toria	Vegetative stage	-	Keep the field free from weeds and daily scouting of the field should be done for aphid.
Rabi maize	Vegetative stage		Provide mulching to conserve moisture
Horticultural crop Keep the field clean by collecting the stubbles and unwanted materials.			
Citrus			Prepare basin around the plants followed by mulching with local grasses and if possible irrigate at 15-20 days interval to overcome moisture stress
Vegetables(ca bbage, cauliflower)	Vegetative stage		Give light irrigation on every alternate day for proper growth of the plant
Pea	Vegetative stage		Stake the plants for proper support and daily scouting of the field should be done for powdery mildew.

	<i>Livestock</i>	
	Animals should be given mineral mixture along with salt regularly and wheat grains, jaggery etc. may be provided @ 10%-20% in the daily ration during winter season to meet the energy requirement of the animals	
	<i>Poultry</i>	Protect poultry birds from cold winds by hanging curtain/clothing from outside the poultry shed. Use of electric bulbs for heat is advisable.
	<i>Piggery</i>	Depending on number of pigs farmers should clean pens naturally twice in a week. Farmers should be aware about the symptoms of diseases. Like no interest in food, diarrhea, eye discharge, excessive coughing, hernia, dry skin and irregular spots on skin, excessively long hair, back bone showing etc.
	<i>Fishery</i>	Do take care of your pond every day when you take food to your fish, make sure the pond remains full of water, do not let weeds cover more than one quarter of the surface. If there are too many weeds, clean your pond. Take the advice of experts and information from mass media




--	--



Integrated Agromet Advisory Service Bulletin from 7th to 11th Dec'16 Zunheboto District

Bulletin No:97/2016

Weather summary of the preceding week			Weather forecast valid upto 11 th Dec'16
<ul style="list-style-type: none"> No rain occurred the past week Maximum and minimum temperatures ranged 24⁰C to 25⁰C and 13⁰C to 14⁰C, respectively. Relative humidity varied from 29% to 95%. Wind speed ranged from 1 to 2 kmph 			<ul style="list-style-type: none"> Probability of no rain the coming week. Max temp is likely to be 22⁰C - 23⁰C and the min temp 4⁰C to 6⁰C Sky is likely to be clear the coming week Relative Humidity is likely to range from 28% to 94%. Wind speed may reach upto 2- 4 kmph Wind direction will be mostly southeasterly
Main Crops	Stage	Pest/ Diseases	Agro-meteorological Advisories
Field crops Sow zero tillage lentil and pea after rice by opening small furrow between rice stubbles. With prevalence of continued dry weather, need based irrigation is advisable to growing/sown (rabi) crops and vegetables			
TRC/WRC paddy	Harvesting stage		Dry the paddy grains properly and regularly before storing to reduce storage insect pests and fungus. Paddy grains can be mixed with neem leaves at the time of storage to reduce storage pests.
Toria	Vegetative stage	-	Keep the field free from weeds and daily scouting of the field should be done for aphid.
Rabi maize	Vegetative stage		Provide mulching to conserve moisture
Horticultural crop Keep the field clean by collecting the stubbles and unwanted materials.			
Citrus			Prepare basin around the plants followed by mulching with local grasses and if possible irrigate at 15-20 days interval to overcome moisture stress
Vegetables(cabbage, cauliflower)	Vegetative stage		Give light irrigation on every alternate day for proper growth of the plant
Pea	Vegetative stage		Stake the plants for proper support and daily scouting of the field should be done for powdery mildew.
Livestock Animals should be given mineral mixture along with salt regularly and wheat grains, jaggery etc. may be provided @ 10%-20% in the daily ration during winter season to meet the energy requirement of the animals			


		
	<i>Poultry</i>	Protect poultry birds from cold winds by hanging curtain/clothing from outside the poultry shed. Use of electric bulbs for heat is advisable.
	<i>Piggery</i>	Depending on number of pigs farmers should clean pens naturally twice in a week. Farmers should be aware about the symptoms of diseases. Like no interest in food, diarrhea, eye discharge, excessive coughing, hernia, dry skin and irregular spots on skin, excessively long hair, back bone showing etc.
	<i>Fishery</i>	Do take care of your pond every day when you take food to your fish, make sure the pond remains full of water, do not let weeds cover more than one quarter of the surface. If there are too many weeds, clean your pond. Take the advice of experts and information from mass media



Integrated Agromet Advisory Service Bulletin from 7th to 11th Dec'16 Dimapur District

Bulletin No:97/2016

Weather summary of the preceding week			Weather forecast valid upto 11 th Dec'16
<ul style="list-style-type: none"> No rain occurred the past week Maximum and minimum temperatures ranged 26⁰C to 28⁰C and 11⁰C to 14⁰C, respectively. Relative humidity varied from 37% to 95%. Wind speed ranged from 3 to 2 kmph 			<ul style="list-style-type: none"> Probability of no rain the coming week. Max temp is likely to be 25⁰C - 26⁰C and the min temp 10⁰C to 11⁰C Sky is likely to be mainly clear the coming week Relative Humidity is likely to range from 34% to 93%. Wind speed may reach upto 2- 4 kmph Wind direction will be mostly south easterly
Main Crops	Stage	Pest/ Diseases	Agro-meteorological Advisories
<p align="center">Field crops</p> <p>Sow zero tillage lentil and pea after rice by opening small furrow between rice stubbles. With prevalence of continued dry weather, need based irrigation is advisable to growing/sown (rabi) crops and vegetables</p>			
TRC/WRC paddy	Harvesting stage		Dry the paddy grains properly and regularly before storing to reduce storage insect pests and fungus. Paddy grains can be mixed with neem leaves at the time of storage to reduce storage pests.
Toria	Vegetative stage	-	Keep the field free from weeds and daily scouting of the field should be done for aphid.
Rabi maize	Vegetative stage		Provide mulching to conserve moisture
linseed/lentil	Sowing		Continue sowing of lentil, linseed in rice field under zero tillage. Open a narrow furrow in between two rows of rice crop and sow the seeds in the furrow.
<p align="center">Horticultural crop</p> <p>Keep the field clean by collecting the stubbles and unwanted materials.</p>			
Citrus			Prepare basin around the plants followed by mulching with local grasses and if possible irrigate at 15-20 days interval to overcome moisture stress
Vegetables(Cabbage, Broccoli)	Vegetative stage		Give light irrigation on every alternate day for proper growth of the plant

	Pea	Germinating stage	Powdery mildew	<i>Sowing should be avoided by the end of Nov and Dec. White powdery patches form on leaves and pods and dry weather favors the spread of the disease. Seeds should be treated with hot water.</i>
	Tomato/ chilli	Vegetative stage		<i>Maintain an even moisture supply of water. Spray 5% neem seed kernel extract to kill early stages larvae.</i>
	<p style="text-align: center;">Livestock</p> <p>Animals should be given mineral mixture along with salt regularly and wheat grains, jaggery etc. may be provided @ 10%-20% in the daily ration during winter season to meet the energy requirement of the animals</p>			
	Poultry	Protect poultry birds from cold winds by hanging curtain/clothing from outside the poultry shed. Use of electric bulbs for heat is advisable.		
	Piggery	Depending on number of pigs farmers should clean pens naturally twice in a week. Farmers should be aware about the symptoms of diseases. Like no interest in food, diarrhea, eye discharge, excessive coughing, hernia, dry skin and irregular spots on skin, excessively long hair, back bone showing etc.		
	Fishery	Do take care of your pond every day when you take food to your fish, make sure the pond remains full of water, do not let weeds cover more than one quarter of the surface. If there are too many weeds, clean your pond. Take the advice of experts and information from mass media		