




# Integrated Agromet Advisory Service Bulletin from 27<sup>th</sup> April to 1<sup>st</sup> May'16 Dimapur District

Bulletin No:34/2016

Weather summary of the preceding week			Weather forecast valid upto 1 <sup>st</sup> May '16
<ul style="list-style-type: none"> <li>Light rain occurred the past week</li> <li>Maximum and minimum temperatures ranged 27<sup>0</sup>C to 36<sup>0</sup>C and 17<sup>0</sup>C to 21<sup>0</sup>C, respectively.</li> <li>Relative humidity varied from 28% to 94%.</li> <li>Wind speed ranged from 1 to 2 kmph</li> </ul>			<ul style="list-style-type: none"> <li>Probability of light rain the coming week.</li> <li><b>The max temp</b> is likely to be 28<sup>0</sup>C - 30<sup>0</sup>C and the <b>min temp</b> 18<sup>0</sup>C to 20<sup>0</sup>C</li> <li><b>Sky is likely to be partly cloudy</b> the coming week</li> <li><b>Relative Humidity</b> is likely to range from 34% to 90%.</li> <li><b>Wind speed</b> may reach upto 3- 4 kmph</li> <li><b>Wind direction</b> will be mostly southeasterly</li> </ul>
Main Crops	Stage	Pest/ diseases	Agro-meteorological Advisories
Pit for plantation of fruit crops and agro forestry should be completed by April. Expose the pit to sunlight to kill the microbial infection as well as soil borne pests for 15-20 days. Then fill the pit with top 50cm soil with 1 kg lime, 15-20 kg well decomposed FYM. Put a bamboo peg to remind the place of the pit. Let the pit be exposed to 3-4 rain showers before planting.			
<b>Field crops</b> <i>Crop rotation should be carried out.</i>			
Field crops	Seeds		Use quality and certified seeds for all crops. Success in raising healthy seedlings depends to a larger extent on the quality of seeds. Before sowing, seed should be treated with biological control agent formulations which protects the seed against soil-born fungi and also give a boost to the seedlings
Maize	Harvesting stage		After harvesting, keep the harvested products in a safe place for threshing.
Water harvesting			Summer rain is erratic. Dig more number of jalkund or pond to store water right now. Harvested rainwater can give you off season vegetable and a good price
<b>Horticultural crops</b>			
Citrus	-		During this season, light earth work should be carried out in the plant basin and mulching should be carried out with locally available dry grasses/ leaves/ straw near the base of the trunk to conserve soil moisture
Summer crops			To control fruit borer in tomato, shoot and fruit borer in brinjal establish pheromone trap to prey moth @ 12 nos, per acre or collect infested fruits and shoots and bury it in the soil are advised.


	<b>Okra</b>	Sowing		Grow maize on border as a barrier to prevent the entry of shoot & fruit borer adults. Gap filling should be done.
	<b>Cucurbits</b>	Germination stage		For cucurbits, after germination if there is attack of red pumpkin beetle, control the insect with the dusting of mixture of kerosene oil + ash in adequate proportion.
	<b>Cowpea</b>	Germination stage		Spacing of cowpea depends on the variety and cropping system that are used. Recommended planting for the improved varieties is 75 cm between rows and 20 cm within rows.
	<b>Poultry</b>	During this season, plentiful of clean and fresh water is very much essential. Antibiotics or other stress medications may be added to water if desired and all waterers should be cleaned daily		
	<b>Piggery</b>	During this season, try to keep the shelter waterproof and well ventilated as they do not sweat and can suffer greatly in extreme heat.		
	<b>Fishery</b>	Complete the work of digging or re- digging of pond by next one or two weeks before the monsoon arrive		



# Integrated Agromet Advisory Service Bulletin from 27<sup>th</sup> April to 1<sup>st</sup> May'16 Kiphire District

Bulletin No:34/2016

Weather summary of the preceding week			Weather forecast valid upto 1 <sup>st</sup> May '16
<ul style="list-style-type: none"> <li>Light rain occurred the past week</li> <li>Maximum and minimum temperatures ranged 23<sup>0</sup>C to 28<sup>0</sup>C and 8<sup>0</sup>C to 16<sup>0</sup>C, respectively.</li> <li>Relative humidity varied from 39% to 90%.</li> <li>Wind speed ranged from 1 to 2 kmph</li> </ul>			<ul style="list-style-type: none"> <li>Probability of light to medium rain the coming week.</li> <li><b>The max temp</b> is likely to be 27<sup>0</sup>C - 33<sup>0</sup>C and the <b>min temp</b> 18<sup>0</sup>C to 22<sup>0</sup>C</li> <li><b>Sky is likely to be mainly clear</b> the coming week</li> <li><b>Relative Humidity</b> is likely to range from 28% to 80%.</li> <li><b>Wind speed</b> may reach upto 2- 3 kmph</li> <li><b>Wind direction</b> will be mostly southerly</li> </ul>
Main Crops	Stage	Pest/ diseases	Agro-meteorological Advisories
<p>Pit for plantation of fruit crops and agro forestry should be completed by April. Expose the pit to sunlight to kill the microbial infection as well as soil borne pests for 15-20 days. Then fill the pit with top 50cm soil with 1 kg lime, 15-20 kg well decomposed FYM. Put a bamboo peg to remind the place of the pit. Let the pit be exposed to 3-4 rain showers before planting.</p> <p><b>Field crops</b> <i>Crop rotation should be carried out.</i></p>			
<b>Field crops</b>	Seeds		Use quality and certified seeds for all crops. Success in raising healthy seedlings depends to a larger extent on the quality of seeds. Before sowing, seed should be treated with biological control agent formulations which protects the seed against soil-born fungi and also give a boost to the seedlings
<b>Maize</b>	Harvesting stage		After harvesting, keep the harvested products in a safe place for threshing.
<b>Water harvesting</b>			Summer rain is erratic. Dig more number of jalkund or pond to store water right now. Harvested rainwater can give you off season vegetable and a good price
<b>Horticultural crops</b>			
<b>Citrus</b>	-		<i>During this season, light earth work should be carried out in the plant basin and mulching should be carried out with locally available dry grasses/ leaves/ straw near the base of the trunk to conserve soil moisture</i>
<b>Summer crops</b>			<i>To control fruit borer in tomato, shoot and fruit borer in brinjal establish pheromone trap to prey moth @ 12 nos, per acre or collect infested fruits and shoots and bury it in the soil are advised.</i>
<b>Okra</b>	Sowing		<i>Grow maize on border as a barrier to prevent the entry of shoot &amp; fruit borer adults. Gap filling should be done.</i>


	<b>Cucurbits</b>	Germination stage		<i>For cucurbits, after germination if there is attack of red pumpkin beetle, control the insect with the dusting of mixture of kerosene oil + ash in adequate proportion.</i>
	<b>Cowpea</b>	Germination stage		<i>Spacing of cowpea depends on the variety and cropping system that are used. Recommended planting for the improved varieties is 75 cm between rows and 20 cm within rows.</i>
	<b>Poultry</b>	During this season, plentiful of clean and fresh water is very much essential. Antibiotics or other stress medications may be added to water if desired and all waterers should be cleaned daily		
	<b>Piggery</b>	During this season, try to keep the shelter waterproof and well ventilated as they do not sweat and can suffer greatly in extreme heat.		
	<b>Fishery</b>	Complete the work of digging or re- digging of pond by next one or two weeks before the monsoon arrive		



# Integrated Agromet Advisory Service Bulletin from 27<sup>th</sup> April to 1<sup>st</sup> May'16 Kohima District

Bulletin No:34/2016

Weather summary of the preceding week			Weather forecast valid upto 1 <sup>st</sup> May '16
<ul style="list-style-type: none"> <li>Light rain occurred the past week</li> <li>Maximum and minimum temperatures ranged 25<sup>o</sup>C to 30<sup>o</sup>C and 9<sup>o</sup>C to 17<sup>o</sup>C, respectively.</li> <li>Relative humidity varied from 45% to 91%.</li> <li>Wind speed ranged from 1 to 2 kmph</li> </ul>			<ul style="list-style-type: none"> <li>Probability of medium rain the coming week.</li> <li><b>The max temp</b> is likely to be 28<sup>o</sup>C - 29<sup>o</sup>C and the <b>min temp</b> 18<sup>o</sup>C to 19<sup>o</sup>C</li> <li><b>Sky is likely to be partly cloudy</b> the coming week</li> <li><b>Relative Humidity</b> is likely to range from 41% to 95%.</li> <li><b>Wind speed</b> may reach upto 1- 2 kmph</li> <li><b>Wind direction</b> will be mostly southerly</li> </ul>
Main Crops	Stage	Pest/ Diseases	Agro-meteorological Advisories
Pit for plantation of fruit crops and agro forestry should be completed by April. Expose the pit to sunlight to kill the microbial infection as well as soil borne pests for 15-20 days. Then fill the pit with top 50cm soil with 1 kg lime, 15-20 kg well decomposed FYM. Put a bamboo peg to remind the place of the pit. Let the pit be exposed to 3-4 rain showers before planting.			
<b>Field crops</b> <i>Crop rotation should be carried out.</i>			
Field crops	Seeds		Use quality and certified seeds for all crops. Success in raising healthy seedlings depends to a larger extent on the quality of seeds. Before sowing, seed should be treated with biological control agent formulations which protects the seed against soil-born fungi and also give a boost to the seedlings
Maize	Harvesting stage		After harvesting, keep the harvested products in a safe place for threshing.
Water harvesting			Summer rain is erratic. Dig more number of jalkund or pond to store water right now. Harvested rainwater can give you off season vegetable and a good price
<b>Horticultural crops</b>			
Citrus	-		During this season, light earth work should be carried out in the plant basin and mulching should be carried out with locally available dry grasses/ leaves/ straw near the base of the trunk to conserve soil moisture
Summer crops			To control fruit borer in tomato, shoot and fruit borer in brinjal establish pheromone trap to prey moth @ 12 nos, per acre or collect infested fruits and shoots and bury it in the soil are advised.

	<b>Okra</b>	Sowing		Grow maize on border as a barrier to prevent the entry of shoot & fruit borer adults. Gap filling should be done.
	<b>Cucurbits</b>	Germination stage		For cucurbits, after germination if there is attack of red pumpkin beetle, control the insect with the dusting of mixture of kerosene oil + ash in adequate proportion.
	<b>Cowpea</b>	Germination stage		Spacing of cowpea depends on the variety and cropping system that are used. Recommended planting for the improved varieties is 75 cm between rows and 20 cm within rows.
	<b>Poultry</b>	During this season, plentiful of clean and fresh water is very much essential. Antibiotics or other stress medications may be added to water if desired and all waterers should be cleaned daily		
	<b>Piggery</b>	During this season, try to keep the shelter waterproof and well ventilated as they do not sweat and can suffer greatly in extreme heat.		
	<b>Fishery</b>	Complete the work of digging or re- digging of pond by next one or two weeks before the monsoon arrive		




# Integrated Agromet Advisory Service Bulletin from 27<sup>th</sup> April to 1<sup>st</sup> May'16

## Longleng District

Bulletin No:34/2016

Weather summary of the preceding week			Weather forecast valid upto 1 <sup>st</sup> May '16
<ul style="list-style-type: none"> <li>Light rain occurred the past week</li> <li>Maximum and minimum temperatures ranged 28<sup>0</sup>C to 31<sup>0</sup>C and 10<sup>0</sup>C to 16<sup>0</sup>C, respectively.</li> <li>Relative humidity varied from 34% to 87%.</li> <li>Wind speed ranged from 1 to 2 kmph</li> </ul>			<ul style="list-style-type: none"> <li>Probability of light rain the coming week.</li> <li><b>The max temp</b> is likely to be 28<sup>0</sup>C - 29<sup>0</sup>C and the <b>min temp</b> 18<sup>0</sup>C to 19<sup>0</sup>C</li> <li><b>Sky is likely to be partly cloudy</b> the coming week</li> <li><b>Relative Humidity</b> is likely to range from 40% to 90%.</li> <li><b>Wind speed</b> may reach upto 1- 2 kmph</li> <li><b>Wind direction</b> will be mostly southeasterly</li> </ul>
Main Crops	Stage	Pest/ diseases	Agro-meteorological Advisories
<p>Pit for plantation of fruit crops and agro forestry should be completed by April. Expose the pit to sunlight to kill the microbial infection as well as soil borne pests for 15-20 days. Then fill the pit with top 50cm soil with 1 kg lime, 15-20 kg well decomposed FYM. Put a bamboo peg to remind the place of the pit. Let the pit be exposed to 3-4 rain showers before planting.</p>			
<p><b>Field crops</b> <i>Crop rotation should be carried out.</i></p>			
Field crops	Seeds		Use quality and certified seeds for all crops. Success in raising healthy seedlings depends to a larger extent on the quality of seeds. Before sowing, seed should be treated with biological control agent formulations which protects the seed against soil-born fungi and also give a boost to the seedlings
Maize	Harvesting stage		After harvesting, keep the harvested products in a safe place for threshing.
Water harvesting			Summer rain is erratic. Dig more number of jalkund or pond to store water right now. Harvested rainwater can give you off season vegetable and a good price
<p><b>Horticultural crops</b></p>			
Citrus	-		During this season, light earth work should be carried out in the plant basin and mulching should be carried out with locally available dry grasses/ leaves/ straw near the base of the trunk to conserve soil moisture

	<b>Summer crops</b>			<i>To control fruit borer in tomato, shoot and fruit borer in brinjal establish pheromone trap to prey moth @ 12 nos, per acre or collect infested fruits and shoots and bury it in the soil are advised.</i>
	<b>Okra</b>	Sowing		<i>Grow maize on border as a barrier to prevent the entry of shoot &amp; fruit borer adults. Gap filling should be done.</i>
	<b>Cucurbits</b>	Germination stage		<i>For cucurbits, after germination if there is attack of red pumpkin beetle, control the insect with the dusting of mixture of kerosene oil + ash in adequate proportion.</i>
	<b>Cowpea</b>	Germination stage		<i>Spacing of cowpea depends on the variety and cropping system that are used. Recommended planting for the improved varieties is 75 cm between rows and 20 cm within rows.</i>
	<b>Poultry</b>	During this season, plentiful of clean and fresh water is very much essential. Antibiotics or other stress medications may be added to water if desired and all waterers should be cleaned daily		
	<b>Piggery</b>	During this season, try to keep the shelter waterproof and well ventilated as they do not sweat and can suffer greatly in extreme heat.		
	<b>Fishery</b>	Complete the work of digging or re- digging of pond by next one or two weeks before the monsoon arrive		



# Integrated Agromet Advisory Service Bulletin from 27<sup>th</sup> April to 1<sup>st</sup> May'16

## Mokokchung District

Bulletin No: 34/2016

### Weather summary of the preceding week

- Light rain occurred the past week
- Maximum and minimum temperatures ranged 28<sup>0</sup>C to 30<sup>0</sup>C and 13<sup>0</sup>C to 16<sup>0</sup>C, respectively.
- Relative humidity varied from 25% to 83%.
- Wind speed ranged from 1 to 2 kmph

### Weather forecast valid upto 1<sup>st</sup> May '16

- Probability of light rain the coming week.
- **The max temp** is likely to be 28<sup>0</sup>C - 29<sup>0</sup>C and the **min temp** 18<sup>0</sup>C to 19<sup>0</sup>C
- **Sky is likely to be partly cloudy** the coming week
- **Relative Humidity** is likely to range from 38% to 90%.
- **Wind speed** may reach upto 1- 2 kmph
- **Wind direction** will be mostly southeasterly

### Main Crops

### Stage

### Pest/ Diseases

### Agro-meteorological Advisories

Pit for plantation of fruit crops and agro forestry should be completed by April. Expose the pit to sunlight to kill the microbial infection as well as soil borne pests for 15-20 days. Then fill the pit with top 50cm soil with 1 kg lime, 15-20 kg well decomposed FYM. Put a bamboo peg to remind the place of the pit. Let the pit be exposed to 3-4 rain showers before planting.


### Field crops

*Crop rotation should be carried out.*

<b>Field crops</b>	Seeds		Use quality and certified seeds for all crops. Success in raising healthy seedlings depends to a larger extent on the quality of seeds. Before sowing, seed should be treated with biological control agent formulations which protects the seed against soil-born fungi and also give a boost to the seedlings
<b>Maize</b>	Harvesting stage		After harvesting, keep the harvested products in a safe place for threshing.
<b>Water harvesting</b>			Summer rain is erratic. Dig more number of jalkund or pond to store water right now. Harvested rainwater can give you off season vegetable and a good price

### Horticultural crops

<b>Citrus</b>	-		<i>During this season, light earth work should be carried out in the plant basin and mulching should be carried out with locally available dry grasses/ leaves/ straw near the base of the trunk to conserve soil moisture</i>
<b>Summer crops</b>			<i>To control fruit borer in tomato, shoot and fruit borer in brinjal establish pheromone trap to prey moth @ 12 nos, per acre or collect infested fruits and shoots and bury it in the soil are advised.</i>
<b>Okra</b>	Sowing		<i>Grow maize on border as a barrier to prevent the entry of shoot &amp; fruit borer</i>

				adults. <i>Gap filling should be done.</i>
	<b><i>Cucurbits</i></b>	Germination stage		<i>For cucurbits, after germination if there is attack of red pumpkin beetle, control the insect with the dusting of mixture of kerosene oil + ash in adequate proportion.</i>
	<b><i>Cowpea</i></b>	Germination stage		<i>Spacing of cowpea depends on the variety and cropping system that are used. Recommended planting for the improved varieties is 75 cm between rows and 20 cm within rows.</i>
	<b><i>Poultry</i></b>	During this season, plentiful of clean and fresh water is very much essential. Antibiotics or other stress medications may be added to water if desired and all waterers should be cleaned daily		
	<b><i>Piggery</i></b>	During this season, try to keep the shelter waterproof and well ventilated as they do not sweat and can suffer greatly in extreme heat.		
	<b><i>Fishery</i></b>	Complete the work of digging or re- digging of pond by next one or two weeks before the monsoon arrive		



# Integrated Agromet Advisory Service Bulletin from 27<sup>th</sup> April to 1<sup>st</sup> May'16 Mon District

Bulletin No:34/2016

## Weather summary of the preceding week

- Light rain occurred the past week
- Maximum and minimum temperatures ranged 28<sup>0</sup>C to 29<sup>0</sup>C and 11<sup>0</sup>C to 15<sup>0</sup>C, respectively.
- Relative humidity varied from 38% to 90%
- Wind speed ranged from 1 to 2 kmph

## Weather forecast valid upto 1<sup>st</sup> May '16

- Probability of light rain the coming week.
- **Max temp** is likely to be 27<sup>0</sup>C - 28<sup>0</sup>C and the **min temp** 19<sup>0</sup>C to 20<sup>0</sup>C
- **Sky is likely to be partly cloudy** the coming week
- **Relative Humidity** is likely to range from 65% to 92%.
- **Wind speed** may reach upto 1- 2 kmph
- **Wind direction** will be mostly southeasterly

## Main Crops

## Stage

## Pest/ Diseases

## Agro-meteorological Advisories

Pit for plantation of fruit crops and agro forestry should be completed by April. Expose the pit to sunlight to kill the microbial infection as well as soil borne pests for 15-20 days. Then fill the pit with top 50cm soil with 1 kg lime, 15-20 kg well decomposed FYM. Put a bamboo peg to remind the place of the pit. Let the pit be exposed to 3-4 rain showers before planting.

## Field crops


*Crop rotation should be carried out.*

Field crops	Seeds		Use quality and certified seeds for all crops. Success in raising healthy seedlings depends to a larger extent on the quality of seeds. Before sowing, seed should be treated with biological control agent formulations which protects the seed against soil-born fungi and also give a boost to the seedlings
Maize	Harvesting stage		After harvesting, keep the harvested products in a safe place for threshing.
Water harvesting			Summer rain is erratic. Dig more number of jalkund or pond to store water right now. Harvested rainwater can give you off season vegetable and a good price

## Horticultural crops

*Due to continuous rainfall, provide proper drainage facilities*

Citrus	-		<i>During this season, light earth work should be carried out in the plant basin and mulching should be carried out with locally available dry grasses/ leaves/ straw near the base of the trunk to conserve soil moisture</i>
Summer crops			<i>To control fruit borer in tomato, shoot and fruit borer in brinjal establish pheromone trap to prey moth @ 12 nos, per acre or collect infested fruits and shoots and bury it in the soil are advised.</i>


	<b>Okra</b>	Germination		<i>Grow maize on border as a barrier to prevent the entry of shoot &amp; fruit borer adults. Gap filling should be done.</i>
	<b>Cucurbits</b>	Germination stage		<i>For cucurbits, after germination if there is attack of red pumpkin beetle, control the insect with the dusting of mixture of kerosene oil + ash in adequate proportion.</i>
	<b>Cowpea</b>	Germination stage		<i>Spacing of cowpea depends on the variety and cropping system that are used. Recommended planting for the improved varieties is 75 cm between rows and 20 cm within rows.</i>
	<b>Livestock</b>	Water stagnation should be avoided in livestock shed to avoid mosquito breeding		
	<b>Piggery</b>	During this season, try to keep the shelter waterproof and well ventilated as they do not sweat and can suffer greatly in extreme heat.		
	<b>Fishery</b>	Complete the work of digging or re- digging of pond by next one or two weeks before the monsoon arrive		



# Integrated Agromet Advisory Service Bulletin from 27<sup>th</sup> April to 1<sup>st</sup> May'16 Peren District

Bulletin No:34/2016

Weather summary of the preceding week			Weather forecast valid upto 1 <sup>st</sup> May '16
<ul style="list-style-type: none"> <li>Light rain occurred the past week</li> <li>Maximum and minimum temperatures ranged 28<sup>0</sup>C to 30<sup>0</sup>C and 14<sup>0</sup>C to 18<sup>0</sup>C, respectively.</li> <li>Relative humidity varied from 34% to 95%.</li> <li>Wind speed ranged from 2 to 3 kmph</li> </ul>			<ul style="list-style-type: none"> <li>Probability of light rain the coming week.</li> <li><b>The max temp</b> is likely to be 27<sup>0</sup>C - 28<sup>0</sup>C and the <b>min temp</b> 18<sup>0</sup>C to 19<sup>0</sup>C</li> <li><b>Sky is likely to be partly clear</b> the coming week</li> <li><b>Relative Humidity</b> is likely to range from 42% to 91%.</li> <li><b>Wind speed</b> may reach upto 1- 2 kmph</li> <li><b>Wind direction</b> will be mostly southerly</li> </ul>
Main Crops	Stage	Pest/ diseases	Agro-meteorological Advisories
Pit for plantation of fruit crops and agro forestry should be completed by April. Expose the pit to sunlight to kill the microbial infection as well as soil borne pests for 15-20 days. Then fill the pit with top 50cm soil with 1 kg lime, 15-20 kg well decomposed FYM. Put a bamboo peg to remind the place of the pit. Let the pit be exposed to 3-4 rain showers before planting.			
<b>Field crops</b>			
<b>Crop rotation should be carried out.</b>			
<b>Field crops</b>	Seeds		Use quality and certified seeds for all crops. Success in raising healthy seedlings depends to a larger extent on the quality of seeds. Before sowing, seed should be treated with biological control agent formulations which protects the seed against soil-born fungi and also give a boost to the seedlings
<b>Maize</b>	Harvesting stage		After harvesting, keep the harvested products in a safe place for threshing.
<b>Water harvesting</b>			Summer rain is erratic. Dig more number of jalkund or pond to store water right now. Harvested rainwater can give you off season vegetable and a good price
<b>Horticultural crops</b>			
<b>Citrus</b>	-		During this season, light earth work should be carried out in the plant basin and mulching should be carried out with locally available dry grasses/ leaves/ straw near the base of the trunk to conserve soil moisture
<b>Summer crops</b>			To control fruit borer in tomato, shoot and fruit borer in brinjal establish pheromone trap to prey moth @ 12 nos, per acre or collect infested fruits and shoots and bury it in the soil are advised.


	<b>Okra</b>	Sowing		<p><i>Grow maize on border as a barrier to prevent the entry of shoot &amp; fruit borer adults.</i></p> <p><i>Gap filling should be done.</i></p>
	<b>Cucurbits</b>	Germination stage		<p><i>For cucurbits, after germination if there is attack of red pumpkin beetle, control the insect with the dusting of mixture of kerosene oil + ash in adequate proportion.</i></p>
	<b>Cowpea</b>	Germination stage		<p><i>Spacing of cowpea depends on the variety and cropping system that are used. Recommended planting for the improved varieties is 75 cm between rows and 20 cm within rows.</i></p>
	<b>Poultry</b>	During this season, plentiful of clean and fresh water is very much essential. Antibiotics or other stress medications may be added to water if desired and all waterers should be cleaned daily		
	<b>Piggery</b>	During this season, try to keep the shelter waterproof and well ventilated as they do not sweat and can suffer greatly in extreme heat.		
	<b>Fishery</b>	Complete the work of digging or re- digging of pond by next one or two weeks before the monsoon arrive		



# Integrated Agromet Advisory Service Bulletin from 27<sup>th</sup> April to 1<sup>st</sup> May'16 Phek District

Bulletin No:34/2016

Weather summary of the preceding week			Weather forecast valid upto 1 <sup>st</sup> May '16
<ul style="list-style-type: none"> <li>Light rain occurred the past week</li> <li>Maximum and minimum temperatures ranged 26<sup>0</sup>C to 29<sup>0</sup>C and 11<sup>0</sup>C to 15<sup>0</sup>C, respectively.</li> <li>Relative humidity varied from 33% to 87%.</li> <li>Wind speed ranged from 2 to 4 kmph</li> </ul>			<ul style="list-style-type: none"> <li>Probability of light rain the coming week.</li> <li><b>The max temp</b> is likely to be 28<sup>0</sup>C - 29<sup>0</sup>C and the <b>min temp</b> 19<sup>0</sup>C to 20<sup>0</sup>C</li> <li><b>Sky is likely to be partly cloudy</b> the coming week</li> <li><b>Relative Humidity</b> is likely to range from 40% to 80%.</li> <li><b>Wind speed</b> may reach upto 1- 2 kmph</li> <li><b>Wind direction</b> will be mostly southerly</li> </ul>
Main Crops	Stage	Pest/ Diseases	Agro-meteorological Advisories
Pit for plantation of fruit crops and agro forestry should be completed by April. Expose the pit to sunlight to kill the microbial infection as well as soil borne pests for 15-20 days. Then fill the pit with top 50cm soil with 1 kg lime, 15-20 kg well decomposed FYM. Put a bamboo peg to remind the place of the pit. Let the pit be exposed to 3-4 rain showers before planting.			
<b>Field crops</b> <i>Crop rotation should be carried out.</i>			
Field crops	Seeds		Use quality and certified seeds for all crops. Success in raising healthy seedlings depends to a larger extent on the quality of seeds. Before sowing, seed should be treated with biological control agent formulations which protects the seed against soil-born fungi and also give a boost to the seedlings
Maize	Harvesting stage		After harvesting, keep the harvested products in a safe place for threshing.
Water harvesting			Summer rain is erratic. Dig more number of jalkund or pond to store water right now. Harvested rainwater can give you off season vegetable and a good price
<b>Horticultural crops</b>			
Citrus	-		During this season, light earth work should be carried out in the plant basin and mulching should be carried out with locally available dry grasses/ leaves/ straw near the base of the trunk to conserve soil moisture
Summer crops			To control fruit borer in tomato, shoot and fruit borer in brinjal establish pheromone trap to prey moth @ 12 nos, per acre or collect infested fruits and shoots and bury it in the soil are advised.

	<b>Okra</b>	Sowing		<i>Grow maize on border as a barrier to prevent the entry of shoot &amp; fruit borer adults. Gap filling should be done.</i>
	<b>Cucurbits</b>	Germination stage		<i>For cucurbits, after germination if there is attack of red pumpkin beetle, control the insect with the dusting of mixture of kerosene oil + ash in adequate proportion.</i>
	<b>Cowpea</b>	Germination stage		<i>Spacing of cowpea depends on the variety and cropping system that are used. Recommended planting for the improved varieties is 75 cm between rows and 20 cm within rows.</i>
	<b>Poultry</b>	During this season, plentiful of clean and fresh water is very much essential. Antibiotics or other stress medications may be added to water if desired and all waterers should be cleaned daily		
	<b>Piggery</b>	During this season, try to keep the shelter waterproof and well ventilated as they do not sweat and can suffer greatly in extreme heat.		
	<b>Fishery</b>	Complete the work of digging or re- digging of pond by next one or two weeks before the monsoon arrive		






# Integrated Agromet Advisory Service Bulletin from 27<sup>th</sup> April to 1<sup>st</sup> May'16 Tuensang District

Bulletin No:34/2016

Weather summary of the preceding week			Weather forecast valid upto 1 <sup>st</sup> May '16
<ul style="list-style-type: none"> <li>Light rain occurred the past week</li> <li>Maximum and minimum temperatures ranged 20<sup>0</sup>C to 29<sup>0</sup>C and 4<sup>0</sup>C to 6<sup>0</sup>C, respectively.</li> <li>Relative humidity varied from 34% to 89%.</li> <li>Wind speed ranged from 1 to 2 kmph</li> </ul>			<ul style="list-style-type: none"> <li>Probability of light rain the coming week.</li> <li><b>The max temp</b> is likely to be 28<sup>0</sup>C - 29<sup>0</sup>C and the <b>min temp</b> 19<sup>0</sup>C to 20<sup>0</sup>C</li> <li><b>Sky is likely to be partly clear</b> the coming week</li> <li><b>Relative Humidity</b> is likely to range from 31% to 95%.</li> <li><b>Wind speed</b> may reach upto 1- 2 kmph</li> <li><b>Wind direction</b> will be mostly southerly</li> </ul>
Main Crops	Stage	Pest/ Diseases	Agro-meteorological Advisories
Pit for plantation of fruit crops and agro forestry should be completed by April. Expose the pit to sunlight to kill the microbial infection as well as soil borne pests for 15-20 days. Then fill the pit with top 50cm soil with 1 kg lime, 15-20 kg well decomposed FYM. Put a bamboo peg to remind the place of the pit. Let the pit be exposed to 3-4 rain showers before planting.			
<b>Field crops</b> <i>Crop rotation should be carried out.</i>			
Field crops	Seeds		Use quality and certified seeds for all crops. Success in raising healthy seedlings depends to a larger extent on the quality of seeds. Before sowing, seed should be treated with biological control agent formulations which protects the seed against soil-born fungi and also give a boost to the seedlings
Maize	Harvesting stage		After harvesting, keep the harvested products in a safe place for threshing.
Water harvesting			Summer rain is erratic. Dig more number of jalkund or pond to store water right now. Harvested rainwater can give you off season vegetable and a good price
<b>Horticultural crops</b>			
Citrus	-		During this season, light earth work should be carried out in the plant basin and mulching should be carried out with locally available dry grasses/ leaves/ straw near the base of the trunk to conserve soil moisture


	<b>Summer crops</b>			<i>To control fruit borer in tomato, shoot and fruit borer in brinjal establish pheromone trap to prey moth @ 12 nos, per acre or collect infested fruits and shoots and bury it in the soil are advised.</i>
	<b>Okra</b>	Sowing		<i>Grow maize on border as a barrier to prevent the entry of shoot &amp; fruit borer adults. Gap filling should be done.</i>
	<b>Cucurbits</b>	Germination stage		<i>For cucurbits, after germination if there is attack of red pumpkin beetle, control the insect with the dusting of mixture of kerosene oil + ash in adequate proportion.</i>
	<b>Cowpea</b>	Germination stage		<i>Spacing of cowpea depends on the variety and cropping system that are used. Recommended planting for the improved varieties is 75 cm between rows and 20 cm within rows.</i>
	<b>Poultry</b>	During this season, plentiful of clean and fresh water is very much essential. Antibiotics or other stress medications may be added to water if desired and all waterers should be cleaned daily		
	<b>Piggery</b>	During this season, try to keep the shelter waterproof and well ventilated as they do not sweat and can suffer greatly in extreme heat.		
	<b>Fishery</b>	Complete the work of digging or re- digging of pond by next one or two weeks before the monsoon arrive		



# Integrated Agromet Advisory Service Bulletin from 27<sup>th</sup> April to 1<sup>st</sup> May'16 Wokha District

Bulletin No:34/2016

Weather summary of the preceding week			Weather forecast valid upto 1 <sup>st</sup> May '16
<ul style="list-style-type: none"> <li>No rain occurred the past week</li> <li>Maximum and minimum temperatures ranged 29<sup>0</sup>C to 32<sup>0</sup>C and 14<sup>0</sup>C to 17<sup>0</sup>C, respectively.</li> <li>Relative humidity varied from 45% to 76%.</li> <li>Wind speed ranged from 3 to 4 kmph</li> </ul>			<ul style="list-style-type: none"> <li>Probability of light rain the coming week.</li> <li><b>The max temp</b> is likely to be 29<sup>0</sup>C - 30<sup>0</sup>C and the <b>min temp</b> 19<sup>0</sup>C to 20<sup>0</sup>C</li> <li><b>Sky is likely to be partly cloudy</b> the coming week</li> <li><b>Relative Humidity</b> is likely to range from 31% to 91%.</li> <li><b>Wind speed</b> may reach upto 2- 4 kmph</li> <li><b>Wind direction</b> will be mostly southeasterly</li> </ul>
Main Crops	Stage	Pest/ Diseases	Agro-meteorological Advisories
Pit for plantation of fruit crops and agro forestry should be completed by April. Expose the pit to sunlight to kill the microbial infection as well as soil borne pests for 15-20 days. Then fill the pit with top 50cm soil with 1 kg lime, 15-20 kg well decomposed FYM. Put a bamboo peg to remind the place of the pit. Let the pit be exposed to 3-4 rain showers before planting.			
<b>Field crops</b>			
<i>Crop rotation should be carried out.</i>			
Field crops	Seeds		Use quality and certified seeds for all crops. Success in raising healthy seedlings depends to a larger extent on the quality of seeds. Before sowing, seed should be treated with biological control agent formulations which protects the seed against soil-born fungi and also give a boost to the seedlings
Maize	Harvesting stage		After harvesting, keep the harvested products in a safe place for threshing.
Water harvesting			Summer rain is erratic. Dig more number of jalkund or pond to store water right now. Harvested rainwater can give you off season vegetable and a good price
<b>Horticultural crops</b>			
Citrus	-		During this season, light earth work should be carried out in the plant basin and mulching should be carried out with locally available dry grasses/ leaves/ straw near the base of the trunk to conserve soil moisture
Summer crops			To control fruit borer in tomato, shoot and fruit borer in brinjal establish pheromone trap to prey moth @ 12 nos, per acre or collect infested

				<i>fruits and shoots and bury it in the soil are advised.</i>
	<b>Okra</b>	Sowing		<i>Grow maize on border as a barrier to prevent the entry of shoot &amp; fruit borer adults. Gap filling should be done.</i>
	<b>Cucurbits</b>	Germination stage		<i>For cucurbits, after germination if there is attack of red pumpkin beetle, control the insect with the dusting of mixture of kerosene oil + ash in adequate proportion.</i>
	<b>Cowpea</b>	Germination stage		<i>Spacing of cowpea depends on the variety and cropping system that are used. Recommended planting for the improved varieties is 75 cm between rows and 20 cm within rows.</i>
	<b>Poultry</b>	During this season, plentiful of clean and fresh water is very much essential. Antibiotics or other stress medications may be added to water if desired and all waterers should be cleaned daily		
	<b>Piggery</b>	During this season, try to keep the shelter waterproof and well ventilated as they do not sweat and can suffer greatly in extreme heat.		
	<b>Fishery</b>	Complete the work of digging or re- digging of pond by next one or two weeks before the monsoon arrive		





--	--




## Integrated Agromet Advisory Service Bulletin from 27<sup>th</sup> April to 1<sup>st</sup> May '16

### Zunheboto District

Bulletin No:34/2016

Weather summary of the preceding week			Weather forecast valid upto 1 <sup>st</sup> May '16
<ul style="list-style-type: none"> <li>Light rain occurred the past week</li> <li>Maximum and minimum temperatures ranged 26<sup>o</sup>C to 29<sup>o</sup>C and 7<sup>o</sup>C to 11<sup>o</sup>C, respectively.</li> <li>Relative humidity varied from 33% to 89%.</li> <li>Wind speed ranged from 2 to 3 kmph</li> </ul>			<ul style="list-style-type: none"> <li>Probability of light rain the coming week.</li> <li><b>The max temp</b> is likely to be 28<sup>o</sup>C - 29<sup>o</sup>C and the <b>min temp</b> 18<sup>o</sup>C to 19<sup>o</sup>C</li> <li><b>Sky is likely to be partly cloudy</b> the coming week</li> <li><b>Relative Humidity</b> is likely to range from 45% to 90%.</li> <li><b>Wind speed</b> may reach upto 1- 2 kmph</li> <li><b>Wind direction</b> will be mostly southeasterly</li> </ul>
Main Crops	Stage	Pest/ Diseases	Agro-meteorological Advisories
Pit for plantation of fruit crops and agro forestry should be completed by April. Expose the pit to sunlight to kill the microbial infection as well as soil borne pests for 15-20 days. Then fill the pit with top 50cm soil with 1 kg lime, 15-20 kg well decomposed FYM. Put a bamboo peg to remind the place of the pit. Let the pit be exposed to 3-4 rain showers before planting.			
<b>Field crops</b> <i>Crop rotation should be carried out.</i>			
Field crops	Seeds		Use quality and certified seeds for all crops. Success in raising healthy seedlings depends to a larger extent on the quality of seeds. Before sowing, seed should be treated with biological control agent formulations which protects the seed against soil-born fungi and also give a boost to the seedlings
Maize	Harvesting stage		After harvesting, keep the harvested products in a safe place for threshing.
Water harvesting			Summer rain is erratic. Dig more number of jalkund or pond to store water right now. Harvested rainwater can give you off season vegetable and a good price
<b>Horticultural crops</b>			
Citrus	-		During this season, light earth work should be carried out in the plant basin and mulching should be carried out with locally available dry grasses/ leaves/ straw near the base of the trunk to conserve soil moisture
Summer crops			To control fruit borer in tomato, shoot and fruit borer in brinjal establish pheromone trap to prey moth @ 12 nos, per acre or collect infested fruits and

				<i>shoots and bury it in the soil are advised.</i>
	<b>Okra</b>	Sowing		<i>Grow maize on border as a barrier to prevent the entry of shoot &amp; fruit borer adults. Gap filling should be done.</i>
	<b>Cucurbits</b>	Germination stage		<i>For cucurbits, after germination if there is attack of red pumpkin beetle, control the insect with the dusting of mixture of kerosene oil + ash in adequate proportion.</i>
	<b>Cowpea</b>	Germination stage		<i>Spacing of cowpea depends on the variety and cropping system that are used. Recommended planting for the improved varieties is 75 cm between rows and 20 cm within rows.</i>
	<b>Poultry</b>	During this season, plentiful of clean and fresh water is very much essential. Antibiotics or other stress medications may be added to water if desired and all waterers should be cleaned daily		
	<b>Piggery</b>	During this season, try to keep the shelter waterproof and well ventilated as they do not sweat and can suffer greatly in extreme heat.		
	<b>Fishery</b>	Complete the work of digging or re- digging of pond by next one or two weeks before the monsoon arrive		



