




Integrated Agromet Advisory Service Bulletin from 13th to 17th April'16 Dimapur District

Bulletin No:30/2016

Weather summary of the preceding week			Weather forecast valid upto 17 th April '16
<ul style="list-style-type: none"> Light rain occurred the past week Maximum and minimum temperatures ranged 27⁰C to 36⁰C and 17⁰C to 21⁰C, respectively. Relative humidity varied from 28% to 94%. Wind speed ranged from 1 to 2 kmph 			<ul style="list-style-type: none"> Probability of light rain the coming week. The max temp is likely to be 33⁰C - 36⁰C and the min temp 17⁰C to 19⁰C Sky is likely to be mainly clear the coming week Relative Humidity is likely to range from 22% to 85%. Wind speed may reach upto 2-4 kmph Wind direction will be southeasterly
Main Crops	Stage	Pest/ diseases	Agro-meteorological Advisories
Pit for plantation of fruit crops and agro forestry should be completed by April. Expose the pit to sunlight to kill the microbial infection as well as soil borne pests for 15-20 days. Then fill the pit with top 50cm soil with 1 kg lime, 15-20 kg well decomposed FYM. Put a bamboo peg to remind the place of the pit. Let the pit be exposed to 3-4 rain showers before planting.			
Field crops			
Crop rotation should be carried out.			
Field crops	Seeds		Use quality and certified seeds for all crops. Success in raising healthy seedlings depends to a larger extent on the quality of seeds. Before sowing, seed should be treated with biological control agent formulations which protects the seed against soil-born fungi and also give a boost to the seedlings
Maize	Harvesting stage		After harvesting, keep the harvested products in a safe place for threshing.
Water harvesting			Summer rain is erratic. Dig more number of jalkund or pond to store water right now. Harvested rainwater can give you off season vegetable and a good price
Horticultural crops			
Citrus	-		During this season, light earth work should be carried out in the plant basin and mulching should be carried out with locally available dry grasses/ leaves/ straw near the base of the trunk to conserve soil moisture
Summer crops			To control fruit borer in tomato, shoot and fruit borer in brinjal establish pheromone trap to prey moth @ 12 nos, per acre or collect infested fruits and shoots and bury it in the soil are advised.

	Okra	Sowing		Grow maize on border as a barrier to prevent the entry of shoot & fruit borer adults. Gap filling should be done.
	Cucurbits	Germination stage		For cucurbits, after germination if there is attack of red pumpkin beetle, control the insect with the dusting of mixture of kerosene oil + ash in adequate proportion.
	Cowpea	Germination stage		Spacing of cowpea depends on the variety and cropping system that are used. Recommended planting for the improved varieties is 75 cm between rows and 20 cm within rows.
	Poultry	During this season, plentiful of clean and fresh water is very much essential. Antibiotics or other stress medications may be added to water if desired and all waterers should be cleaned daily		
	Piggery	During this season, try to keep the shelter waterproof and well ventilated as they do not sweat and can suffer greatly in extreme heat.		
	Fishery	As most of the pond is dry, take up renovation works, repair the banks and cut the weeds and grass on the banks around the pond. If there are any water leaks in the banks or around the inlet, outlet or overflow, stop them by packing them with good clay soil.		




Integrated Agromet Advisory Service Bulletin from 13th to 17th April'16

Kiphire District

Bulletin No:30/2016

Weather summary of the preceding week			Weather forecast valid upto 17 th April '16
<ul style="list-style-type: none"> Light rain occurred the past week Maximum and minimum temperatures ranged 23⁰C to 28⁰C and 8⁰C to 16⁰C, respectively. Relative humidity varied from 39% to 90%. Wind speed ranged from 1 to 2 kmph 			<ul style="list-style-type: none"> Probability of light rain the coming week. The max temp is likely to be 25⁰C - 29⁰C and the min temp 10⁰C to 12⁰C Sky is likely to be mainly clear the coming week Relative Humidity is likely to range from 18% to 68%. Wind speed may reach upto 2-4 kmph Wind direction will be mostly southerly
Main Crops	Stage	Pest/diseases	Agro-meteorological Advisories
<p>Pit for plantation of fruit crops and agro forestry should be completed by April. Expose the pit to sunlight to kill the microbial infection as well as soil borne pests for 15-20 days. Then fill the pit with top 50cm soil with 1 kg lime, 15-20 kg well decomposed FYM. Put a bamboo peg to remind the place of the pit. Let the pit be exposed to 3-4 rain showers before planting.</p> <p>Field crops <i>Crop rotation should be carried out.</i></p>			
Field crops	Seeds		Use quality and certified seeds for all crops. Success in raising healthy seedlings depends to a larger extent on the quality of seeds. Before sowing, seed should be treated with biological control agent formulations which protects the seed against soil-born fungi and also give a boost to the seedlings
Maize	Harvesting stage		After harvesting, keep the harvested products in a safe place for threshing.
Water harvesting			Summer rain is erratic. Dig more number of jalkund or pond to store water right now. Harvested rainwater can give you off season vegetable and a good price
Horticultural crops			
Citrus	-		During this season, light earth work should be carried out in the plant basin and mulching should be carried out with locally available dry grasses/ leaves/ straw near the base of the trunk to conserve soil moisture
Summer crops			To control fruit borer in tomato, shoot and fruit borer in brinjal establish pheromone trap to prey moth @ 12 nos, per acre or collect infested fruits and shoots and bury it in the soil are advised.
Okra	Sowing		Grow maize on border as a barrier to prevent the entry of shoot & fruit borer adults. Gap filling should be done.


	Cucurbits	Germination stage		<i>For cucurbits, after germination if there is attack of red pumpkin beetle, control the insect with the dusting of mixture of kerosene oil + ash in adequate proportion.</i>
	Cowpea	Germination stage		<i>Spacing of cowpea depends on the variety and cropping system that are used. Recommended planting for the improved varieties is 75 cm between rows and 20 cm within rows.</i>
	Poultry	During this season, plentiful of clean and fresh water is very much essential. Antibiotics or other stress medications may be added to water if desired and all waterers should be cleaned daily		
	Piggery	During this season, try to keep the shelter waterproof and well ventilated as they do not sweat and can suffer greatly in extreme heat.		
	Fishery	As most of the pond is dry, take up renovation works, repair the banks and cut the weeds and grass on the banks around the pond. If there are any water leaks in the banks or around the inlet, outlet or overflow, stop them by packing them with good clay soil.		



Integrated Agromet Advisory Service Bulletin from 13th to 17th April'16 Kohima District

Bulletin No:30/2016

Weather summary of the preceding week			Weather forecast valid upto 17 th April '16
<ul style="list-style-type: none"> Light rain occurred the past week Maximum and minimum temperatures ranged 25⁰C to 30⁰C and 9⁰C to 17⁰C, respectively. Relative humidity varied from 45% to 91%. Wind speed ranged from 1 to 2 kmph 			<ul style="list-style-type: none"> Probability of light rain the coming week. The max temp is likely to be 25⁰C - 30⁰C and the min temp 11⁰C to 15⁰C Sky is likely to be clear the coming week Relative Humidity is likely to range from 25% to 90%. Wind speed may reach upto 1-2 kmph Wind direction will be southerly
Main Crops	Stage	Pest/ Diseases	Agro-meteorological Advisories
Pit for plantation of fruit crops and agro forestry should be completed by April. Expose the pit to sunlight to kill the microbial infection as well as soil borne pests for 15-20 days. Then fill the pit with top 50cm soil with 1 kg lime, 15-20 kg well decomposed FYM. Put a bamboo peg to remind the place of the pit. Let the pit be exposed to 3-4 rain showers before planting.			
Field crops <i>Crop rotation should be carried out.</i>			
Field crops	Seeds		Use quality and certified seeds for all crops. Success in raising healthy seedlings depends to a larger extent on the quality of seeds. Before sowing, seed should be treated with biological control agent formulations which protects the seed against soil-born fungi and also give a boost to the seedlings
Maize	Harvesting stage		After harvesting, keep the harvested products in a safe place for threshing.
Water harvesting			Summer rain is erratic. Dig more number of jalkund or pond to store water right now. Harvested rainwater can give you off season vegetable and a good price
Horticultural crops			
Citrus	-		During this season, light earth work should be carried out in the plant basin and mulching should be carried out with locally available dry grasses/ leaves/ straw near the base of the trunk to conserve soil moisture
Summer crops			To control fruit borer in tomato, shoot and fruit borer in brinjal establish pheromone trap to prey moth @ 12 nos, per acre or collect infested fruits and shoots and bury it in the soil are advised.


	Okra	Sowing		Grow maize on border as a barrier to prevent the entry of shoot & fruit borer adults. Gap filling should be done.
	Cucurbits	Germination stage		For cucurbits, after germination if there is attack of red pumpkin beetle, control the insect with the dusting of mixture of kerosene oil + ash in adequate proportion.
	Cowpea	Germination stage		Spacing of cowpea depends on the variety and cropping system that are used. Recommended planting for the improved varieties is 75 cm between rows and 20 cm within rows.
	Poultry	During this season, plentiful of clean and fresh water is very much essential. Antibiotics or other stress medications may be added to water if desired and all waterers should be cleaned daily		
	Piggery	During this season, try to keep the shelter waterproof and well ventilated as they do not sweat and can suffer greatly in extreme heat.		
	Fishery	As most of the pond is dry, take up renovation works, repair the banks and cut the weeds and grass on the banks around the pond. If there are any water leaks in the banks or around the inlet, outlet or overflow, stop them by packing them with good clay soil.		



Integrated Agromet Advisory Service Bulletin from 13th to 17th April'16 Longleng District

Bulletin No:30/2016

Weather summary of the preceding week			Weather forecast valid upto 17 th April '16
<ul style="list-style-type: none"> Light rain occurred the past week Maximum and minimum temperatures ranged 28⁰C to 31⁰C and 10⁰C to 16⁰C, respectively. Relative humidity varied from 34% to 87%. Wind speed ranged from 1 to 2 kmph 			<ul style="list-style-type: none"> Probability of light rain the coming week. The max temp is likely to be 30⁰C - 33⁰C and the min temp 14⁰C to 16⁰C Sky is likely to be mainly clear the coming week Relative Humidity is likely to range from 30% to 82%. Wind speed may reach up to 2-3 kmph Wind direction will be southeasterly
Main Crops	Stage	Pest/ diseases	Agro-meteorological Advisories
<p>Pit for plantation of fruit crops and agro forestry should be completed by April. Expose the pit to sunlight to kill the microbial infection as well as soil borne pests for 15-20 days. Then fill the pit with top 50cm soil with 1 kg lime, 15-20 kg well decomposed FYM. Put a bamboo peg to remind the place of the pit. Let the pit be exposed to 3-4 rain showers before planting.</p> <p>Field crops <i>Crop rotation should be carried out.</i></p>			
Field crops	Seeds		Use quality and certified seeds for all crops. Success in raising healthy seedlings depends to a larger extent on the quality of seeds. Before sowing, seed should be treated with biological control agent formulations which protects the seed against soil-born fungi and also give a boost to the seedlings
Maize	Harvesting stage		After harvesting, keep the harvested products in a safe place for threshing.
Water harvesting			Summer rain is erratic. Dig more number of jalkund or pond to store water right now. Harvested rainwater can give you off season vegetable and a good price
Horticultural crops			
Citrus	-		During this season, light earth work should be carried out in the plant basin and mulching should be carried out with locally available dry grasses/ leaves/ straw near the base of the trunk to conserve soil moisture

	Summer crops			<i>To control fruit borer in tomato, shoot and fruit borer in brinjal establish pheromone trap to prey moth @ 12 nos, per acre or collect infested fruits and shoots and bury it in the soil are advised.</i>
	Okra	Sowing		<i>Grow maize on border as a barrier to prevent the entry of shoot & fruit borer adults. Gap filling should be done.</i>
	Cucurbits	Germination stage		<i>For cucurbits, after germination if there is attack of red pumpkin beetle, control the insect with the dusting of mixture of kerosene oil + ash in adequate proportion.</i>
	Cowpea	Germination stage		<i>Spacing of cowpea depends on the variety and cropping system that are used. Recommended planting for the improved varieties is 75 cm between rows and 20 cm within rows.</i>
	Poultry	During this season, plentiful of clean and fresh water is very much essential. Antibiotics or other stress medications may be added to water if desired and all waterers should be cleaned daily		
	Piggery	During this season, try to keep the shelter waterproof and well ventilated as they do not sweat and can suffer greatly in extreme heat.		
	Fishery	As most of the pond is dry, take up renovation works, repair the banks and cut the weeds and grass on the banks around the pond. If there are any water leaks in the banks or around the inlet, outlet or overflow, stop them by packing them with good clay soil.		

Integrated Agromet Advisory Service Bulletin from 13th to 17th April'16

Mokokchung District

Bulletin No: 30/2016

Weather summary of the preceding week

- Light rain occurred the past week
- Maximum and minimum temperatures ranged 28⁰C to 30⁰C and 13⁰C to 16⁰C, respectively.
- Relative humidity varied from 25% to 83%.
- Wind speed ranged from 1 to 2 kmph

Weather forecast valid upto 17th April '16

- Probability of light rain the coming week.
- The max temp is likely to be 29⁰C - 32⁰C and the min temp 14⁰C to 15⁰C
- Sky is likely to be mainly clear the coming week
- Relative Humidity is likely to range from 27% to 80%.
- Wind speed may reach upto 2- 4 kmph
- Wind direction will be mostly southeasterly

Main Crops	Stage	Pest/ Diseases
------------	-------	----------------

Agro-meteorological Advisories

Pit for plantation of fruit crops and agro forestry should be completed by April. Expose the pit to sunlight to kill the microbial infection as well as soil borne pests for 15-20 days. Then fill the pit with top 50cm soil with 1 kg lime, 15-20 kg well decomposed FYM. Put a bamboo peg to remind the place of the pit. Let the pit be exposed to 3-4 rain showers before planting.


Field crops

Crop rotation should be carried out.

Field crops	Seeds		Use quality and certified seeds for all crops. Success in raising healthy seedlings depends to a larger extent on the quality of seeds. Before sowing, seed should be treated with biological control agent formulations which protects the seed against soil-born fungi and also give a boost to the seedlings
Maize	Harvesting stage		After harvesting, keep the harvested products in a safe place for threshing.
Water harvesting			Summer rain is erratic. Dig more number of jalkund or pond to store water right now. Harvested rainwater can give you off season vegetable and a good price

Horticultural crops

Citrus	-		During this season, light earth work should be carried out in the plant basin and mulching should be carried out with locally available dry grasses/ leaves/ straw near the base of the trunk to conserve soil moisture
Summer crops			To control fruit borer in tomato, shoot and fruit borer in brinjal establish pheromone trap to prey moth @ 12 nos, per acre or collect infested fruits and shoots and bury it in the soil are advised.
Okra	Sowing		Grow maize on border as a barrier to prevent the entry of shoot & fruit borer


				adults. <i>Gap filling should be done.</i>
	<i>Cucurbits</i>	Germination stage		<i>For cucurbits, after germination if there is attack of red pumpkin beetle, control the insect with the dusting of mixture of kerosene oil + ash in adequate proportion.</i>
	<i>Cowpea</i>	Germination stage		<i>Spacing of cowpea depends on the variety and cropping system that are used. Recommended planting for the improved varieties is 75 cm between rows and 20 cm within rows.</i>
	<i>Poultry</i>	During this season, plentiful of clean and fresh water is very much essential. Antibiotics or other stress medications may be added to water if desired and all waterers should be cleaned daily		
	<i>Piggery</i>	During this season, try to keep the shelter waterproof and well ventilated as they do not sweat and can suffer greatly in extreme heat.		
	<i>Fishery</i>	As most of the pond is dry, take up renovation works, repair the banks and cut the weeds and grass on the banks around the pond. If there are any water leaks in the banks or around the inlet, outlet or overflow, stop them by packing them with good clay soil.		



Integrated Agromet Advisory Service Bulletin from 13th to 17th April'16 Mon District

Bulletin No:30/2016

Weather summary of the preceding week			Weather forecast valid upto 17 th April '16
<ul style="list-style-type: none"> Light rain occurred the past week Maximum and minimum temperatures ranged 28^oC to 29^oC and 11^oC to 15^oC, respectively. Relative humidity varied from 38% to 90% Wind speed ranged from 1 to 2 kmph 			<ul style="list-style-type: none"> Probability of light to medium rain the coming week. The max temp is likely to be 29^oC - 30^oC and the min temp 13^oC to 14^oC Sky is likely to be mainly clear the coming week Relative Humidity is likely to range from 28% to 80%. Wind speed may reach upto 1- 2 kmph Wind direction will be mostly southeasterly
Main Crops	Stage	Pest/ Diseases	Agro-meteorological Advisories
<p>Pit for plantation of fruit crops and agro forestry should be completed by April. Expose the pit to sunlight to kill the microbial infection as well as soil borne pests for 15-20 days. Then fill the pit with top 50cm soil with 1 kg lime, 15-20 kg well decomposed FYM. Put a bamboo peg to remind the place of the pit. Let the pit be exposed to 3-4 rain showers before planting.</p> <p>Field crops <i>Crop rotation should be carried out.</i></p>			
Field crops	Seeds		Use quality and certified seeds for all crops. Success in raising healthy seedlings depends to a larger extent on the quality of seeds. Before sowing, seed should be treated with biological control agent formulations which protects the seed against soil-born fungi and also give a boost to the seedlings
Maize	Harvesting stage		After harvesting, keep the harvested products in a safe place for threshing.
Water harvesting			Summer rain is erratic. Dig more number of jalkund or pond to store water right now. Harvested rainwater can give you off season vegetable and a good price
Horticultural crops			
Citrus	-		During this season, light earth work should be carried out in the plant basin and mulching should be carried out with locally available dry grasses/ leaves/ straw near the base of the trunk to conserve soil moisture
Summer crops			To control fruit borer in tomato, shoot and fruit borer in brinjal establish pheromone trap to prey moth @ 12 nos, per acre or collect infested fruits and shoots and bury it in the soil are advised.

	Okra	Sowing		<i>Grow maize on border as a barrier to prevent the entry of shoot & fruit borer adults. Gap filling should be done.</i>
	Cucurbits	Germination stage		<i>For cucurbits, after germination if there is attack of red pumpkin beetle, control the insect with the dusting of mixture of kerosene oil + ash in adequate proportion.</i>
	Cowpea	Germination stage		<i>Spacing of cowpea depends on the variety and cropping system that are used. Recommended planting for the improved varieties is 75 cm between rows and 20 cm within rows.</i>
	Poultry	During this season, plentiful of clean and fresh water is very much essential. Antibiotics or other stress medications may be added to water if desired and all waterers should be cleaned daily		
	Piggery	During this season, try to keep the shelter waterproof and well ventilated as they do not sweat and can suffer greatly in extreme heat.		
	Fishery	As most of the pond is dry, take up renovation works, repair the banks and cut the weeds and grass on the banks around the pond. If there are any water leaks in the banks or around the inlet, outlet or overflow, stop them by packing them with good clay soil.		




Integrated Agromet Advisory Service Bulletin from 13th to 17th April '16

Peren District

Bulletin No:30/2016

Weather summary of the preceding week			Weather forecast valid upto 17 th April '16
<ul style="list-style-type: none"> Light rain occurred the past week Maximum and minimum temperatures ranged 28⁰C to 30⁰C and 14⁰C to 18⁰C, respectively. Relative humidity varied from 34% to 95%. Wind speed ranged from 2 to 3 kmph 			<ul style="list-style-type: none"> Probability of light rain the coming week. The max temp is likely to be 30⁰C - 33⁰C and the min temp 16⁰C to 17⁰C Sky is likely to be partly clear the coming week Relative Humidity is likely to range from 27% to 90%. Wind speed may reach upto 1- 2 kmph Wind direction will be mostly southerly
Main Crops	Stage	Pest/ diseases	Agro-meteorological Advisories
<p>Pit for plantation of fruit crops and agro forestry should be completed by April. Expose the pit to sunlight to kill the microbial infection as well as soil borne pests for 15-20 days. Then fill the pit with top 50cm soil with 1 kg lime, 15-20 kg well decomposed FYM. Put a bamboo peg to remind the place of the pit. Let the pit be exposed to 3-4 rain showers before planting.</p> <p>Field crops <i>Crop rotation should be carried out.</i></p>			
Field crops	Seeds		Use quality and certified seeds for all crops. Success in raising healthy seedlings depends to a larger extent on the quality of seeds. Before sowing, seed should be treated with biological control agent formulations which protects the seed against soil-born fungi and also give a boost to the seedlings
Maize	Harvesting stage		After harvesting, keep the harvested products in a safe place for threshing.
Water harvesting			Summer rain is erratic. Dig more number of jalkund or pond to store water right now. Harvested rainwater can give you off season vegetable and a good price
Horticultural crops			
Citrus	-		During this season, light earth work should be carried out in the plant basin and mulching should be carried out with locally available dry grasses/ leaves/ straw near the base of the trunk to conserve soil moisture
Summer crops			To control fruit borer in tomato, shoot and fruit borer in brinjal establish pheromone trap to prey moth @ 12 nos, per acre or collect infested fruits and shoots and bury it in the soil are advised.


	Okra	Sowing		<p><i>Grow maize on border as a barrier to prevent the entry of shoot & fruit borer adults.</i></p> <p><i>Gap filling should be done.</i></p>
	Cucurbits	Germination stage		<p><i>For cucurbits, after germination if there is attack of red pumpkin beetle, control the insect with the dusting of mixture of kerosene oil + ash in adequate proportion.</i></p>
	Cowpea	Germination stage		<p><i>Spacing of cowpea depends on the variety and cropping system that are used. Recommended planting for the improved varieties is 75 cm between rows and 20 cm within rows.</i></p>
	Poultry	During this season, plentiful of clean and fresh water is very much essential. Antibiotics or other stress medications may be added to water if desired and all waterers should be cleaned daily		
	Piggery	During this season, try to keep the shelter waterproof and well ventilated as they do not sweat and can suffer greatly in extreme heat.		
	Fishery	As most of the pond is dry, take up renovation works, repair the banks and cut the weeds and grass on the banks around the pond. If there are any water leaks in the banks or around the inlet, outlet or overflow, stop them by packing them with good clay soil.		



Integrated Agromet Advisory Service Bulletin from 13th to 17th April'16 Phek District

Bulletin No:30/2016

Weather summary of the preceding week			Weather forecast valid upto 17 th April '16
<ul style="list-style-type: none"> Light rain occurred the past week Maximum and minimum temperatures ranged 26⁰C to 29⁰C and 11⁰C to 15⁰C, respectively. Relative humidity varied from 33% to 87%. Wind speed ranged from 2 to 4 kmph 			<ul style="list-style-type: none"> Probability of light rain the coming week. The max temp is likely to be 28⁰C - 31⁰C and the min temp 14⁰C to 15⁰C Sky is likely to be mainly clear the coming week Relative Humidity is likely to range from 19% to 80%. Wind speed may reach upto 2- 4 kmph Wind direction will be mostly southerly
Main Crops	Stage	Pest/ Diseases	Agro-meteorological Advisories
<p>Pit for plantation of fruit crops and agro forestry should be completed by April. Expose the pit to sunlight to kill the microbial infection as well as soil borne pests for 15-20 days. Then fill the pit with top 50cm soil with 1 kg lime, 15-20 kg well decomposed FYM. Put a bamboo peg to remind the place of the pit. Let the pit be exposed to 3-4 rain showers before planting.</p> <p>Field crops <i>Crop rotation should be carried out.</i></p>			
Field crops	Seeds		Use quality and certified seeds for all crops. Success in raising healthy seedlings depends to a larger extent on the quality of seeds. Before sowing, seed should be treated with biological control agent formulations which protects the seed against soil-born fungi and also give a boost to the seedlings
Maize	Harvesting stage		After harvesting, keep the harvested products in a safe place for threshing.
Water harvesting			Summer rain is erratic. Dig more number of jalkund or pond to store water right now. Harvested rainwater can give you off season vegetable and a good price
Horticultural crops			
Citrus	-		During this season, light earth work should be carried out in the plant basin and mulching should be carried out with locally available dry grasses/ leaves/ straw near the base of the trunk to conserve soil moisture
Summer crops			To control fruit borer in tomato, shoot and fruit borer in brinjal establish pheromone trap to prey moth @ 12 nos, per acre or collect infested fruits and shoots and bury it in the soil are advised.


	Okra	Sowing		<i>Grow maize on border as a barrier to prevent the entry of shoot & fruit borer adults. Gap filling should be done.</i>
	Cucurbits	Germination stage		<i>For cucurbits, after germination if there is attack of red pumpkin beetle, control the insect with the dusting of mixture of kerosene oil + ash in adequate proportion.</i>
	Cowpea	Germination stage		<i>Spacing of cowpea depends on the variety and cropping system that are used. Recommended planting for the improved varieties is 75 cm between rows and 20 cm within rows.</i>
	Poultry	During this season, plentiful of clean and fresh water is very much essential. Antibiotics or other stress medications may be added to water if desired and all waterers should be cleaned daily		
	Piggery	During this season, try to keep the shelter waterproof and well ventilated as they do not sweat and can suffer greatly in extreme heat.		
	Fishery	As most of the pond is dry, take up renovation works, repair the banks and cut the weeds and grass on the banks around the pond. If there are any water leaks in the banks or around the inlet, outlet or overflow, stop them by packing them with good clay soil.		



Integrated Agromet Advisory Service Bulletin from 13th to 17th April'16 Tuensang District

Bulletin No:30/2016

<i>Weather summary of the preceding week</i>			<i>Weather forecast valid upto 17th April '16</i>
<ul style="list-style-type: none"> Light rain occurred the past week Maximum and minimum temperatures ranged 20⁰C to 29⁰C and 4⁰C to 6⁰C, respectively. Relative humidity varied from 34% to 89%. Wind speed ranged from 1 to 2 kmph 			<ul style="list-style-type: none"> Probability of light rain the coming week. The max temp is likely to be 25⁰C - 30⁰C and the min temp 8⁰C to 9⁰C Sky is likely to be mainly clear the coming week Relative Humidity is likely to range from 19% to 80%. Wind speed may reach upto 2-3 kmph Wind direction will be mostly southerly
Main Crops	Stage	Pest/ Diseases	Agro-meteorological Advisories
<p>Pit for plantation of fruit crops and agro forestry should be completed by April. Expose the pit to sunlight to kill the microbial infection as well as soil borne pests for 15-20 days. Then fill the pit with top 50cm soil with 1 kg lime, 15-20 kg well decomposed FYM. Put a bamboo peg to remind the place of the pit. Let the pit be exposed to 3-4 rain showers before planting.</p>			
<p>Field crops <i>Crop rotation should be carried out.</i></p>			
Field crops	Seeds		Use quality and certified seeds for all crops. Success in raising healthy seedlings depends to a larger extent on the quality of seeds. Before sowing, seed should be treated with biological control agent formulations which protects the seed against soil-born fungi and also give a boost to the seedlings
Maize	Harvesting stage		After harvesting, keep the harvested products in a safe place for threshing.
Water harvesting			Summer rain is erratic. Dig more number of jalkund or pond to store water right now. Harvested rainwater can give you off season vegetable and a good price
<p>Horticultural crops</p>			
Citrus	-		During this season, light earth work should be carried out in the plant basin and mulching should be carried out with locally available dry grasses/ leaves/ straw near the base of the trunk to conserve soil moisture


	Summer crops			<i>To control fruit borer in tomato, shoot and fruit borer in brinjal establish pheromone trap to prey moth @ 12 nos, per acre or collect infested fruits and shoots and bury it in the soil are advised.</i>
	Okra	Sowing		<i>Grow maize on border as a barrier to prevent the entry of shoot & fruit borer adults. Gap filling should be done.</i>
	Cucurbits	Germination stage		<i>For cucurbits, after germination if there is attack of red pumpkin beetle, control the insect with the dusting of mixture of kerosene oil + ash in adequate proportion.</i>
	Cowpea	Germination stage		<i>Spacing of cowpea depends on the variety and cropping system that are used. Recommended planting for the improved varieties is 75 cm between rows and 20 cm within rows.</i>
	Poultry	During this season, plentiful of clean and fresh water is very much essential. Antibiotics or other stress medications may be added to water if desired and all waterers should be cleaned daily		
	Piggery	During this season, try to keep the shelter waterproof and well ventilated as they do not sweat and can suffer greatly in extreme heat.		
	Fishery	As most of the pond is dry, take up renovation works, repair the banks and cut the weeds and grass on the banks around the pond. If there are any water leaks in the banks or around the inlet, outlet or overflow, stop them by packing them with good clay soil.		



Integrated Agromet Advisory Service Bulletin from 13th to 17th April'16 Wokha District

Bulletin No:30/2016

Weather summary of the preceding week			Weather forecast valid upto 17 th April '16
<ul style="list-style-type: none"> No rain occurred the past week Maximum and minimum temperatures ranged 29⁰C to 32⁰C and 14⁰C to 17⁰C, respectively. Relative humidity varied from 45% to 76%. Wind speed ranged from 3 to 4 kmph 			<ul style="list-style-type: none"> Probability of light rain the coming week. The max temp is likely to be 30⁰C - 34⁰C and the min temp 15⁰C to 17⁰C Sky is likely to be mainly cloudy the coming week Relative Humidity is likely to range from 23% to 80%. Wind speed may reach upto 2- 4 kmph Wind direction will be mostly southeasterly
Main Crops	Stage	Pest/ Diseases	Agro-meteorological Advisories
Pit for plantation of fruit crops and agro forestry should be completed by April. Expose the pit to sunlight to kill the microbial infection as well as soil borne pests for 15-20 days. Then fill the pit with top 50cm soil with 1 kg lime, 15-20 kg well decomposed FYM. Put a bamboo peg to remind the place of the pit. Let the pit be exposed to 3-4 rain showers before planting.			
Field crops			
Crop rotation should be carried out.			
Field crops	Seeds		Use quality and certified seeds for all crops. Success in raising healthy seedlings depends to a larger extent on the quality of seeds. Before sowing, seed should be treated with biological control agent formulations which protects the seed against soil-born fungi and also give a boost to the seedlings
Maize	Harvesting stage		After harvesting, keep the harvested products in a safe place for threshing.
Water harvesting			Summer rain is erratic. Dig more number of jalkund or pond to store water right now. Harvested rainwater can give you off season vegetable and a good price
Horticultural crops			
Citrus	-		During this season, light earth work should be carried out in the plant basin and mulching should be carried out with locally available dry grasses/ leaves/ straw near the base of the trunk to conserve soil moisture
Summer crops			To control fruit borer in tomato, shoot and fruit borer in brinjal establish pheromone trap to prey moth @ 12 nos, per acre or collect infested

				<i>fruits and shoots and bury it in the soil are advised.</i>
	Okra	Sowing		<i>Grow maize on border as a barrier to prevent the entry of shoot & fruit borer adults. Gap filling should be done.</i>
	Cucurbits	Germination stage		<i>For cucurbits, after germination if there is attack of red pumpkin beetle, control the insect with the dusting of mixture of kerosene oil + ash in adequate proportion.</i>
	Cowpea	Germination stage		<i>Spacing of cowpea depends on the variety and cropping system that are used. Recommended planting for the improved varieties is 75 cm between rows and 20 cm within rows.</i>
	Poultry	During this season, plentiful of clean and fresh water is very much essential. Antibiotics or other stress medications may be added to water if desired and all waterers should be cleaned daily		
	Piggery	During this season, try to keep the shelter waterproof and well ventilated as they do not sweat and can suffer greatly in extreme heat.		
	Fishery	As most of the pond is dry, take up renovation works, repair the banks and cut the weeds and grass on the banks around the pond. If there are any water leaks in the banks or around the inlet, outlet or overflow, stop them by packing them with good clay soil.		



--	--




Integrated Agromet Advisory Service Bulletin from 13th to 17th April '16

Zunheboto District

Bulletin No:30/2016

<i>Weather summary of the preceding week</i>			<i>Weather forecast valid upto 17th April '16</i>
<ul style="list-style-type: none"> Light rain occurred the past week Maximum and minimum temperatures ranged 26⁰C to 29⁰C and 7⁰C to 11⁰C, respectively. Relative humidity varied from 33% to 89%. Wind speed ranged from 2 to 3 kmph 			<ul style="list-style-type: none"> Probability of light rain the coming week. The max temp is likely to be 28⁰C - 31⁰C and the min temp 13⁰C to 17⁰C Sky is likely to be mainly clear the coming week Relative Humidity is likely to range from 22% to 80%. Wind speed may reach upto 2-4 kmph Wind direction will be mostly southeasterly
Main Crops	Stage	Pest/ Diseases	Agro-meteorological Advisories
Pit for plantation of fruit crops and agro forestry should be completed by April. Expose the pit to sunlight to kill the microbial infection as well as soil borne pests for 15-20 days. Then fill the pit with top 50cm soil with 1 kg lime, 15-20 kg well decomposed FYM. Put a bamboo peg to remind the place of the pit. Let the pit be exposed to 3-4 rain showers before planting.			
Field crops			
<i>Crop rotation should be carried out.</i>			
Field crops	Seeds		Use quality and certified seeds for all crops. Success in raising healthy seedlings depends to a larger extent on the quality of seeds. Before sowing, seed should be treated with biological control agent formulations which protects the seed against soil-born fungi and also give a boost to the seedlings
Maize	Harvesting stage		After harvesting, keep the harvested products in a safe place for threshing.
Water harvesting			Summer rain is erratic. Dig more number of jalkund or pond to store water right now. Harvested rainwater can give you off season vegetable and a good price
Horticultural crops			
Citrus	-		<i>During this season, light earth work should be carried out in the plant basin and mulching should be carried out with locally available dry grasses/ leaves/ straw near the base of the trunk to conserve soil moisture</i>
Summer crops			<i>To control fruit borer in tomato, shoot and fruit borer in brinjal establish pheromone trap to prey moth @ 12 nos, per acre or collect infested fruits and</i>

				<i>shoots and bury it in the soil are advised.</i>
	Okra	Sowing		<i>Grow maize on border as a barrier to prevent the entry of shoot & fruit borer adults. Gap filling should be done.</i>
	Cucurbits	Germination stage		<i>For cucurbits, after germination if there is attack of red pumpkin beetle, control the insect with the dusting of mixture of kerosene oil + ash in adequate proportion.</i>
	Cowpea	Germination stage		<i>Spacing of cowpea depends on the variety and cropping system that are used. Recommended planting for the improved varieties is 75 cm between rows and 20 cm within rows.</i>
	Poultry	During this season, plentiful of clean and fresh water is very much essential. Antibiotics or other stress medications may be added to water if desired and all waterers should be cleaned daily		
	Piggery	During this season, try to keep the shelter waterproof and well ventilated as they do not sweat and can suffer greatly in extreme heat.		
	Fishery	As most of the pond is dry, take up renovation works, repair the banks and cut the weeds and grass on the banks around the pond. If there are any water leaks in the banks or around the inlet, outlet or overflow, stop them by packing them with good clay soil.		

