




## Integrated Agromet Advisory Service Bulletin 4<sup>th</sup> to 8<sup>th</sup> Nov'14 Dimapur District

**Bulletin No:86/2014**

<i>Weather summary of the preceding week</i>			<i>Weather forecast valid upto 8<sup>th</sup> Nov'14</i>
<p>No rain occurred the past week.  <b>Maximum</b> and <b>minimum temperatures</b> ranged 24<sup>0</sup>C to 29<sup>0</sup>C and 14<sup>0</sup>C to 16<sup>0</sup>C, respectively.  <b>Relative humidity</b> varied from 45% to 96%.  <b>Wind speed</b> ranged from 2 to 4 kmph.</p>			<p>Possibility of no rain the coming week  <b>Max temp is expected to be around</b> 27<sup>0</sup>C - 29<sup>0</sup>C and <b>min temp is expected to be around</b> 13<sup>0</sup>C to 14<sup>0</sup>C.  <b>Possibility of clear sky the coming week</b>  <b>Relative Humidity</b> will range from 43 to 95%  <b>Wind speed</b> 3– 4 kmph  <b>Wind direction</b> will be from easterly</p>
Main Crops	Stage	Pest/ diseases	Agro-meteorological Advisories
<b>Field crops</b>			
<i>Jhum paddy</i>	Harvesting stage	-	Follow sanitation during drying, milling and after milling to avoid contamination of grains and protect from insects, rodents and birds.
<i>TRC paddy</i>	Panicle initiation stage	Grasshopper	It feeds irregularly on seedling and leaf blade and cuts the stem during the panicle stage. Bunds should be cleaned at regular interval.
<i>Toria</i>	Land preparation	-	Field preparation should be started for toria and arrangement for quality seeds should be done. <i>M-27, TS-36 and TS-38 are some of the varieties recommended for our region.</i>
<b>Horticultural crops</b>			
<i>Mandarin orange</i>	-	Leaf miner	Leaf miner moths are attracted to new flush. Avoid pruning live branches more than once a year, so that the cycles of flushing are uniform and short. Once the leaves harden, the pest will not be able to mine the leaves. Do not prune off leaves damaged by citrus leaf miner because undamaged areas of the leaves continue to produce food for the tree.
<i>Ginger</i>	Maturity stage	-	Field must be inspected daily for disease appearance. While inspecting, the healthy plants/plots must be marked and kept for planting in the next season. Marking has to be done properly otherwise when plant matures and gets dried up, it will be very difficult to find out the marked plots.
<i>Colocasia</i>	Flowering stage	-	Maintain proper sanitation in the field.
<i>Vegetables</i>	Nursery preparation	-	Use well drained soils, field sanitation should be maintained. Seed bed should be in good tilth, free from diseases and weeds.


	<b><i>Cucurbits</i></b>	-	-	<b><i>Crop rotation</i></b> with non-cucurbitaceous crops should be done as it helps in controlling many pest and diseases.
	<b><i>Poultry</i></b>	Many of vaccines/ medicine/vitamins are given to poultry through water. As water consumption of bird is reduced during winter season. Therefore, care should be taken that waterers are removed few hours prior to water medication and medicine/vaccine is given in less amount of water so that birds can consume total water and each bird get benefit of medicine/vaccine or other supplements.		
	<b><i>Livestock</i></b>	Farmers are advised to administer proper vaccination schedule to protect their cattle from viral and bacterial diseases and should contact the nearest concerned authorities.		
	<b><i>Fishery</i></b>	Pond water should not just maintain at a certain depth; its quality must also be kept high to ensure optimal growth of the culture organism.		



# Integrated Agromet Advisory Service Bulletin 4<sup>th</sup> to 8<sup>th</sup> Nov'14 Kiphire District

**Bulletin No:86/2014**

<i>Weather summary of the preceding week</i>			<i>Weather forecast valid upto 8<sup>th</sup> Nov'14</i>
<p>No rain occurred the past week.  <b>Maximum</b> and <b>minimum temperatures</b> ranged from 21<sup>0</sup>C to 25<sup>0</sup>C and 5<sup>0</sup>C to 6<sup>0</sup>C, respectively.  <b>Relative humidity</b> varied from 52% to 95%.  <b>Wind speed</b> ranged from 1 to 2 kmph.</p>			<p>Possibility of no rain the coming week  <b>Max temp</b> is expected to be around 21<sup>0</sup>C - 23<sup>0</sup>C and <b>min temp</b> is expected to be around 4<sup>0</sup>C to 9<sup>0</sup>C.  <b>Possibility of mainly clear sky the coming week</b>  <b>Relative Humidity</b> will range from 43% to 98%  The <b>wind speed</b> 1 - 2 kmph  Wind direction will blow from westerly</p>
Main Crops	Stage	Pest/diseases	Agro-meteorological Advisories
<b>Field crops</b>			
<b>Jhum paddy</b>	Harvesting stage	-	Follow sanitation during drying, milling and after milling to avoid contamination of grains and protect from insects, rodents and birds.
<b>TRC paddy</b>	Panicle initiation stage	Grasshopper	It feeds irregularly on seedling and leaf blade and cuts the stem during the panicle stage. Bunds should be cleaned at regular interval.
<b>Toria</b>	Land preparation	-	Field preparation should be started for toria and arrangement for quality seeds should be done. <i>M-27, TS-36 and TS-38 are some of the varieties recommended for our region.</i>
<b>Horticultural crops</b>			
<b>Mandarin orange</b>	-	Leaf miner	Leaf miner moths are attracted to new flush. Avoid pruning live branches more than once a year, so that the cycles of flushing are uniform and short. Once the leaves harden, the pest will not be able to mine the leaves. Do not prune off leaves damaged by citrus leaf miner because undamaged areas of the leaves continue to produce food for the tree.
<b>Ginger</b>	Maturity stage	-	Field must be inspected daily for disease appearance. While inspecting, the healthy plants/plots must be marked and kept for planting in the next season. Marking has to be done properly otherwise when plant matures and gets dried up, it will be very difficult to find out the marked plots.
<b>Colocasia</b>	Flowering stage	-	Maintain proper sanitation in the field.
<b>Vegetables</b>	Nursery preparation	-	Use well drained soils, field sanitation should be maintained. Seed bed should be in good tilth, free from diseases and weeds.
<b>Cucurbits</b>	-	-	<b>Crop rotation</b> with non-cucurbitaceous crops should be done as it helps in controlling many pest and diseases.

	<b><i>Cabbage</i></b>	Nursery preparation	Damping off	Farmers are advised to prepare a raised seedbed of 15cm height for good drainage so as to avoid damping off in nurseries.
	<b><i>Poultry</i></b>	Many of vaccines/ medicine/vitamins are given to poultry through water. As water consumption of bird is reduced during winter season. Therefore, care should be taken that waterers are removed few hours prior to water medication and medicine/vaccine is given in less amount of water so that birds can consume total water and each bird get benefit of medicine/vaccine or other supplements.		
	<b><i>Livestock</i></b>	Farmers are advised to administer proper vaccination schedule to protect their cattle from viral and bacterial diseases and should contact the nearest concerned authorities.		
	<b><i>Fishery</i></b>	Pond water should not just maintain at a certain depth; its quality must also be kept high to ensure optimal growth of the culture organism.		




# Integrated Agromet Advisory Service Bulletin 4<sup>th</sup> to 8<sup>th</sup> Nov'14

## Kohima District

Bulletin No:86/2014

Weather summary of the preceding week			Weather forecast valid upto 8 <sup>th</sup> Nov'14
<p>No rain occurred the past week.  <b>Maximum</b> and <b>minimum temperatures</b> ranged from 22<sup>0</sup>C to 24<sup>0</sup>C and 11<sup>0</sup>C to 15<sup>0</sup>C, respectively.  <b>Relative humidity</b> varied from 35% to 95%.  <b>Wind speed</b> ranged from 3 to 4 kmph.</p>			<p>Possibility of no rain the coming week  <b>Max temp is expected to be around</b> 24<sup>0</sup>C - 26<sup>0</sup>C and <b>min temp is expected to be around</b> 8<sup>0</sup>C to 12<sup>0</sup>C.  <b>Possibility of clear sky the coming week</b>  <b>Relative Humidity</b> will range from 43% to 95%  <b>Wind speed</b> 2- 4 kmph  <b>Wind direction</b> will blow from easterly</p>
Main Crops	Stage	Pest/ Diseases	Agro-meteorological Advisories
<b>Field crops</b>			
<b>Jhum paddy</b>	Harvesting stage	-	Follow sanitation during drying, milling and after milling to avoid contamination of grains and protect from insects, rodents and birds.
<b>TRC paddy</b>	Panicle initiation stage	Grasshopper	It feeds irregularly on seedling and leaf blade and cuts the stem during the panicle stage. Bunds should be cleaned at regular interval.
<b>Toria</b>	Land preparation	-	Field preparation should be started for toria and arrangement for quality seeds should be done. <i>M-27, TS-36 and TS-38 are some of the varieties recommended for our region.</i>
<b>Horticultural crops</b>			
<b>Mandarin orange</b>	-	Leaf miner	Leaf miner moths are attracted to new flush. Avoid pruning live branches more than once a year, so that the cycles of flushing are uniform and short. Once the leaves harden, the pest will not be able to mine the leaves. Do not prune off leaves damaged by citrus leaf miner because undamaged areas of the leaves continue to produce food for the tree.
<b>Ginger</b>	Maturity stage	-	Field must be inspected daily for disease appearance. While inspecting, the healthy plants/plots must be marked and kept for planting in the next season. Marking has to be done properly otherwise when plant matures and gets dried up, it will be very difficult to find out the marked plots.
<b>Colocasia</b>	Flowering stage	-	Maintain proper sanitation in the field.
<b>Vegetables</b>	Nursery preparation	-	Use well drained soils, field sanitation should be maintained. Seed bed should be in good tilth, free from diseases and weeds.

	<b><i>Cucurbits</i></b>	-	-	<b><i>Crop rotation</i></b> with non-cucurbitaceous crops should be done as it helps in controlling many pest and diseases.
	<b><i>Poultry</i></b>	Many of vaccines/ medicine/vitamins are given to poultry through water. As water consumption of bird is reduced during winter season. Therefore, care should be taken that waterers are removed few hours prior to water medication and medicine/vaccine is given in less amount of water so that birds can consume total water and each bird get benefit of medicine/vaccine or other supplements.		
	<b><i>Livestock</i></b>	Farmers are advised to administer proper vaccination schedule to protect their cattle from viral and bacterial diseases and should contact the nearest concerned authorities.		
	<b><i>Fishery</i></b>	Pond water should not just maintain at a certain depth; its quality must also be kept high to ensure optimal growth of the culture organism.		



## Integrated Agromet Advisory Service Bulletin 4<sup>th</sup> to 8<sup>th</sup> Nov'14 Longleng District

**Bulletin No:86/2014**

<i>Weather summary of the preceding week</i>			<i>Weather forecast valid upto 8<sup>th</sup> Nov'14</i>
<p>No rain occurred the past week.  <b>Maximum</b> and <b>minimum temperatures</b> ranged from 22<sup>0</sup>C to 26<sup>0</sup>C and 11<sup>0</sup>C to 13<sup>0</sup>C, respectively.  <b>Relative humidity</b> varied from 49% to 96%.  <b>Wind speed</b> ranged from 2 to 3 kmph.</p>			<p>Possibility of no rain the coming week  <b>Max temp</b> is expected to be around 25<sup>0</sup>C - 26<sup>0</sup>C and <b>min temp</b> is expected to be around 10<sup>0</sup>C to 12<sup>0</sup>C.  <b>Possibility of clear sky the coming week</b>  <b>Relative Humidity</b> will range from 39% to 97%  The <b>wind speed</b> 3 – 4 kmph  Wind direction will blow from southeasterly</p>
Main Crops	Stage	Pest/ diseases	Agro-meteorological Advisories
<b>Field crops</b>			
<i>Jhum paddy</i>	Harvesting stage	-	Follow sanitation during drying, milling and after milling to avoid contamination of grains and protect from insects, rodents and birds.
<i>TRC paddy</i>	Panicle initiation stage	Grasshopper	It feeds irregularly on seedling and leaf blade and cuts the stem during the panicle stage. Bunds should be cleaned at regular interval.
<i>Toria</i>	Land preparation	-	Field preparation should be started for toria and arrangement for quality seeds should be done. <i>M-27, TS-36 and TS-38 are some of the varieties recommended for our region.</i>
<b>Horticultural crops</b>			
<i>Mandarin orange</i>	-	Leaf miner	Leaf miner moths are attracted to new flush. Avoid pruning live branches more than once a year, so that the cycles of flushing are uniform and short. Once the leaves harden, the pest will not be able to mine the leaves. Do not prune off leaves damaged by citrus leaf miner because undamaged areas of the leaves continue to produce food for the tree.
<i>Ginger</i>	Maturity stage	-	Field must be inspected daily for disease appearance. While inspecting, the healthy plants/plots must be marked and kept for planting in the next season. Marking has to be done properly otherwise when plant matures and gets dried up, it will be very difficult to find out the marked plots.
<i>Colocasia</i>	Flowering stage	-	Maintain proper sanitation in the field.



<b><i>Vegetables</i></b>	Nursery preparation	-	Use well drained soils, field sanitation should be maintained. Seed bed should be in good tilth, free from diseases and weeds.
<b><i>Cucurbits</i></b>	-	-	<b><i>Crop rotation</i></b> with non-cucurbitaceous crops should be done as it helps in controlling many pest and diseases.
<b><i>Poultry</i></b>	Many of vaccines/ medicine/vitamins are given to poultry through water. As water consumption of bird is reduced during winter season. Therefore, care should be taken that waterers are removed few hours prior to water medication and medicine/vaccine is given in less amount of water so that birds can consume total water and each bird get benefit of medicine/vaccine or other supplements.		
<b><i>Livestock</i></b>	Farmers are advised to administer proper vaccination schedule to protect their cattle from viral and bacterial diseases and should contact the nearest concerned authorities.		
<b><i>Fishery</i></b>	Pond water should not just maintain at a certain depth; its quality must also be kept high to ensure optimal growth of the culture organism.		




# Integrated Agromet Advisory Service Bulletin 4<sup>th</sup> to 8<sup>th</sup> Nov'14

## Mokokchung District

**Bulletin No: 86/2014**

<i>Weather summary of the preceding week</i>			<i>Weather forecast valid upto 8<sup>th</sup> Nov'14</i>
No rain occurred the past week <b>Maximum and minimum temperatures</b> ranged 25 <sup>0</sup> C to 26 <sup>0</sup> C and 11 <sup>0</sup> C to 13 <sup>0</sup> C, respectively. <b>Relative humidity</b> varied from 48% to 96%. <b>Wind speed</b> ranged from 2 to 3 kmph.			Possibility of no rain the coming week <b>Max temp is expected to be around 25<sup>0</sup>C - 26<sup>0</sup>C</b> and <b>min temp is expected to be around 9<sup>0</sup>C to 10<sup>0</sup>C.</b> <b>Possibility of mainly clear sky the coming week</b> <b>Relative Humidity</b> will range from 40% to 95% and <b>Wind speed 2 - 3 kmph</b> Wind direction will blow from southeasterly.
Main Crops	Stage	Pest/ Diseases	Agro-meteorological Advisories
<b>Field crops</b>			
<i>Jhum paddy</i>	Harvesting stage	-	Follow sanitation during drying, milling and after milling to avoid contamination of grains and protect from insects, rodents and birds.
<i>TRC paddy</i>	Panicle initiation stage	Grasshopper	It feeds irregularly on seedling and leaf blade and cuts the stem during the panicle stage. Bunds should be cleaned at regular interval.
<i>Toria</i>	Land preparation	-	Field preparation should be started for toria and arrangement for quality seeds should be done. <i>M-27, TS-36 and TS-38 are some of the varieties recommended for our region.</i>
<b>Horticultural crops</b>			
<i>Mandarin orange</i>	-	Leaf miner	Leaf miner moths are attracted to new flush. Avoid pruning live branches more than once a year, so that the cycles of flushing are uniform and short. Once the leaves harden, the pest will not be able to mine the leaves. Do not prune off leaves damaged by citrus leaf miner because undamaged areas of the leaves continue to produce food for the tree.
<i>Ginger</i>	Maturity stage	-	Field must be inspected daily for disease appearance. While inspecting, the healthy plants/plots must be marked and kept for planting in the next season. Marking has to be done properly otherwise when plant matures and gets dried up, it will be very difficult to find out the marked plots.
<i>Colocasia</i>	Flowering stage	-	Maintain proper sanitation in the field.
<i>Vegetables</i>	Nursery preparation	-	Use well drained soils, field sanitation should be maintained. Seed bed should be in good tilth, free from diseases and weeds.
<i>Cucurbits</i>	-	-	<b>Crop rotation</b> with non-cucurbitaceous crops should be done as it helps in controlling many pest and diseases.


	<b><i>Poultry</i></b>	Many of vaccines/ medicine/vitamins are given to poultry through water. As water consumption of bird is reduced during winter season. Therefore, care should be taken that waterers are removed few hours prior to water medication and medicine/vaccine is given in less amount of water so that birds can consume total water and each bird get benefit of medicine/vaccine or other supplements.
	<b><i>Livestock</i></b>	Farmers are advised to administer proper vaccination schedule to protect their cattle from viral and bacterial diseases and should contact the nearest concerned authorities.
	<b><i>Fishery</i></b>	Pond water should not just maintain at a certain depth; its quality must also be kept high to ensure optimal growth of the culture organism.



# Integrated Agromet Advisory Service Bulletin from 4<sup>th</sup> to 8<sup>th</sup> Nov'14 Mon District

Bulletin No:86/2014

Weather summary of the preceding week			Weather forecast valid upto 8 <sup>th</sup> Nov'14
<ul style="list-style-type: none"> <li>No rain occurred the past week</li> <li>Maximum and minimum temperatures ranged 24<sup>0</sup>C to 25<sup>0</sup>C and 8<sup>0</sup>C to 9<sup>0</sup>C, respectively.</li> <li>Relative humidity varied from 45% to 95%.</li> <li>Wind speed ranged from 2 to 3 kmph</li> </ul>			<ul style="list-style-type: none"> <li>Possibility of no rain the coming week.</li> <li>The max temp is likely to be 24<sup>0</sup>C - 25<sup>0</sup>C and the min temp 8<sup>0</sup>C - 11<sup>0</sup>C.</li> <li>Sky is likely to be clear the coming week</li> <li>Relative Humidity is likely to range from 39% to 94%</li> <li>Wind speed may reach upto 2- 3 kmph</li> <li>Wind direction will be from southerly</li> </ul>
Main Crops	Stage	Pest/ Diseases	Agro-meteorological Advisories
<b>Field crops</b>			
Jhum paddy	Harvesting stage	-	Follow sanitation during drying, milling and after milling to avoid contamination of grains and protect from insects, rodents and birds.
TRC paddy	Panicle initiation stage	Grasshopper	It feeds irregularly on seedling and leaf blade and cuts the stem during the panicle stage. Bunds should be cleaned at regular interval.
Toria	Land preparation	-	Field preparation should be started for toria and arrangement for quality seeds should be done. <i>M-27, TS-36 and TS-38 are some of the varieties recommended for our region.</i>
<b>Horticultural crops</b>			
Mandarin orange	-	Leaf miner	Leaf miner moths are attracted to new flush. Avoid pruning live branches more than once a year, so that the cycles of flushing are uniform and short. Once the leaves harden, the pest will not be able to mine the leaves. Do not prune off leaves damaged by citrus leaf miner because undamaged areas of the leaves continue to produce food for the tree.
Ginger	Maturity stage	-	Field must be inspected daily for disease appearance. While inspecting, the healthy plants/plots must be marked and kept for planting in the next season. Marking has to be done properly otherwise when plant matures and gets dried up, it will be very difficult to find out the marked plots.
Colocasia	Flowering stage	-	Maintain proper sanitation in the field.
Vegetables	Nursery preparation	-	Use well drained soils, field sanitation should be maintained. Seed bed should be in good tilth, free from diseases and weeds.


	<b><i>Cucurbits</i></b>	-	-	<b><i>Crop rotation</i></b> with non-cucurbitaceous crops should be done as it helps in controlling many pest and diseases.
	<b><i>Poultry</i></b>	Many of vaccines/ medicine/vitamins are given to poultry through water. As water consumption of bird is reduced during winter season. Therefore, care should be taken that waterers are removed few hours prior to water medication and medicine/vaccine is given in less amount of water so that birds can consume total water and each bird get benefit of medicine/vaccine or other supplements.		
	<b><i>Livestock</i></b>	Farmers are advised to administer proper vaccination schedule to protect their cattle from viral and bacterial diseases and should contact the nearest concerned authorities.		
	<b><i>Fishery</i></b>	Pond water should not just maintain at a certain depth; its quality must also be kept high to ensure optimal growth of the culture organism.		



## Integrated Agromet Advisory Service Bulletin 4<sup>th</sup> to 8<sup>th</sup> Nov'14 Peren District

**Bulletin No:86/2014**

<i>Weather summary of the preceding week</i>			<i>Weather forecast valid upto 8<sup>th</sup> Nov'14</i>
<p>No rain occurred the past week.  <b>Maximum</b> and <b>minimum temperature</b> range from 27<sup>0</sup>C to 28<sup>0</sup>C and 11<sup>0</sup>C to 12<sup>0</sup>C, respectively.  <b>Relative humidity</b> varied from 41% to 95%.  <b>Wind speed</b> ranged from 3 to 4 kmph.</p>			<p>Possibility of no rain the coming week  <b>Max temp is expected to be around</b> 26<sup>0</sup>C - 27<sup>0</sup>C and <b>min temp is expected to be around</b> 11<sup>0</sup>C to 12<sup>0</sup>C.  <b>Possibility of mainly clear sky the coming week</b>  <b>Relative Humidity</b> will range from 43% to 95%  The <b>wind speed</b> may reach upto 2 - 4 kmph  Wind direction will blow from easterly</p>
Main Crops	Stage	Pest/ diseases	Agro-meteorological Advisories
<b>Field crops</b>			
<i>Jhum paddy</i>	Harvesting stage	-	Follow sanitation during drying, milling and after milling to avoid contamination of grains and protect from insects, rodents and birds.
<i>TRC paddy</i>	Panicle initiation stage	Grasshopper	It feeds irregularly on seedling and leaf blade and cuts the stem during the panicle stage. Bunds should be cleaned at regular interval.
<i>Toria</i>	Land preparation	-	Field preparation should be started for toria and arrangement for quality seeds should be done. <i>M-27, TS-36 and TS-38 are some of the varieties recommended for our region.</i>
<b>Horticultural crops</b>			
<i>Mandarin orange</i>	-	Leaf miner	Leaf miner moths are attracted to new flush. Avoid pruning live branches more than once a year, so that the cycles of flushing are uniform and short. Once the leaves harden, the pest will not be able to mine the leaves. Do not prune off leaves damaged by citrus leaf miner because undamaged areas of the leaves continue to produce food for the tree.
<i>Ginger</i>	Maturity stage	-	Field must be inspected daily for disease appearance. While inspecting, the healthy plants/plots must be marked and kept for planting in the next season. Marking has to be done properly otherwise when plant matures and gets dried up, it will be very difficult to find out the marked plots.
<i>Colocasia</i>	Flowering stage	-	Maintain proper sanitation in the field.

	<b>Vegetables</b>	Nursery preparation	-	Use well drained soils, field sanitation should be maintained. Seed bed should be in good tilth, free from diseases and weeds.
	<b>Cucurbits</b>	-	-	<b>Crop rotation</b> with non-cucurbitaceous crops should be done as it helps in controlling many pest and diseases.
	<b>Poultry</b>	Many of vaccines/ medicine/vitamins are given to poultry through water. As water consumption of bird is reduced during winter season. Therefore, care should be taken that waterers are removed few hours prior to water medication and medicine/vaccine is given in less amount of water so that birds can consume total water and each bird get benefit of medicine/vaccine or other supplements.		
	<b>Livestock</b>	Farmers are advised to administer proper vaccination schedule to protect their cattle from viral and bacterial diseases and should contact the nearest concerned authorities.		
	<b>Fishery</b>	Pond water should not just maintain at a certain depth; its quality must also be kept high to ensure optimal growth of the culture organism.		



# Integrated Agromet Advisory Service Bulletin 4<sup>th</sup> to 8<sup>th</sup> Nov'14 Phek District

**Bulletin No: 86/2014**

## *Weather summary of the preceding week*

Light rain occurred the past week  
Maximum and minimum temperatures ranged from 23<sup>0</sup>C to 25<sup>0</sup>C and 8<sup>0</sup>C to 10<sup>0</sup>C, respectively.  
Relative humidity varied from 49% to 95%.  
Wind speed ranged from 2 to 3 kmph.

## *Weather forecast valid upto 8<sup>th</sup> Nov'14*

Possibility of no rain the coming week  
Max temp is expected to be around 23<sup>0</sup>C - 25<sup>0</sup>C and min temp is expected to be around 8<sup>0</sup>C to 12<sup>0</sup>C.  
Possibility of mainly clear sky the coming week  
Relative Humidity will range from 43% to 95%  
The wind speed 1- 2 kmph  
Wind direction will blow from southeasterly

**Main Crops**

**Stage**

**Pest/ Diseases**


**Agro-meteorological Advisories**

## *Field crops*

<i>Jhum paddy</i>	Harvesting stage	-	Follow sanitation during drying, milling and after milling to avoid contamination of grains and protect from insects, rodents and birds.
<i>TRC paddy</i>	Panicle initiation stage	Grasshopper	It feeds irregularly on seedling and leaf blade and cuts the stem during the panicle stage. Bunds should be cleaned at regular interval.
<i>Toria</i>	Land preparation	-	Field preparation should be started for toria and arrangement for quality seeds should be done. <i>M-27, TS-36 and TS-38 are some of the varieties recommended for our region.</i>

## *Horticultural crops*

<i>Mandarin orange</i>	-	Leaf miner	Leaf miner moths are attracted to new flush. Avoid pruning live branches more than once a year, so that the cycles of flushing are uniform and short. Once the leaves harden, the pest will not be able to mine the leaves. Do not prune off leaves damaged by citrus leaf miner because undamaged areas of the leaves continue to produce food for the tree.
<i>Ginger</i>	Maturity stage	-	Field must be inspected daily for disease appearance. While inspecting, the healthy plants/plots must be marked and kept for planting in the next season. Marking has to be done properly otherwise when plant matures and gets dried up, it will be very difficult to find out the marked plots.
<i>Colocasia</i>	Flowering stage	-	Maintain proper sanitation in the field.
<i>Vegetables</i>	Nursery preparation	-	Use well drained soils, field sanitation should be maintained. Seed bed should be in good tilth, free from diseases and weeds.

	<b><i>Cucurbits</i></b>	-	-	<b><i>Crop rotation</i></b> with non-cucurbitaceous crops should be done as it helps in controlling many pest and diseases.
	<b><i>Poultry</i></b>	Many of vaccines/ medicine/vitamins are given to poultry through water. As water consumption of bird is reduced during winter season. Therefore, care should be taken that waterers are removed few hours prior to water medication and medicine/vaccine is given in less amount of water so that birds can consume total water and each bird get benefit of medicine/vaccine or other supplements.		
	<b><i>Livestock</i></b>	Farmers are advised to administer proper vaccination schedule to protect their cattle from viral and bacterial diseases and should contact the nearest concerned authorities.		
	<b><i>Fishery</i></b>	Pond water should not just maintain at a certain depth; its quality must also be kept high to ensure optimal growth of the culture organism.		




## Integrated Agromet Advisory Service Bulletin 4<sup>th</sup> to 8<sup>th</sup> Nov'14

### Tuensang District

**Bulletin No:86/2014**

<i>Weather summary of the preceding week</i>			<i>Weather forecast valid upto 8<sup>th</sup> Nov'14</i>
No rain occurred the past week Maximum and minimum temperatures ranged 19 <sup>0</sup> C to 21 <sup>0</sup> C and 2 <sup>0</sup> C to 4 <sup>0</sup> C, respectively. Relative humidity varied from 57% to 95%. Wind speed ranged from 1 to 2 kmph.			Possibility of no rain the coming week Max temp is expected to be around 19 <sup>0</sup> C - 21 <sup>0</sup> C and min temp is expected to be around 2 <sup>0</sup> C to 9 <sup>0</sup> C. Possibility of mainly clear sky the coming week Relative humidity will range from 42% to 98% Wind speed 1- 2 kmph Wind direction will blow from westerly
Main Crops	Stage	Pest/ Diseases	Agro-meteorological Advisories
<b>Field crops</b>			
<i>Jhum paddy</i>	Harvesting stage	-	Follow sanitation during drying, milling and after milling to avoid contamination of grains and protect from insects, rodents and birds.
<i>TRC paddy</i>	Panicle initiation stage	Grasshopper	It feeds irregularly on seedling and leaf blade and cuts the stem during the panicle stage. Bunds should be cleaned at regular interval.
<i>Toria</i>	Land preparation	-	Field preparation should be started for toria and arrangement for quality seeds should be done. <i>M-27, TS-36 and TS-38 are some of the varieties recommended for our region.</i>
<b>Horticultural crops</b>			
<i>Mandarin orange</i>	-	Leaf miner	Leaf miner moths are attracted to new flush. Avoid pruning live branches more than once a year, so that the cycles of flushing are uniform and short. Once the leaves harden, the pest will not be able to mine the leaves. Do not prune off leaves damaged by citrus leaf miner because undamaged areas of the leaves continue to produce food for the tree.
<i>Ginger</i>	Maturity stage	-	Field must be inspected daily for disease appearance. While inspecting, the healthy plants/plots must be marked and kept for planting in the next season. Marking has to be done properly otherwise when plant matures and gets dried up, it will be very difficult to find out the marked plots.
<i>Colocasia</i>	Flowering stage	-	Maintain proper sanitation in the field.
<i>Vegetables</i>	Nursery preparation	-	Use well drained soils, field sanitation should be maintained. Seed bed should be in good tilth, free from diseases and weeds.


	<b><i>Cucurbits</i></b>	-	-	<b><i>Crop rotation</i></b> with non-cucurbitaceous crops should be done as it helps in controlling many pest and diseases.
	<b><i>Poultry</i></b>	Many of vaccines/ medicine/vitamins are given to poultry through water. As water consumption of bird is reduced during winter season. Therefore, care should be taken that waterers are removed few hours prior to water medication and medicine/vaccine is given in less amount of water so that birds can consume total water and each bird get benefit of medicine/vaccine or other supplements.		
	<b><i>Livestock</i></b>	Farmers are advised to administer proper vaccination schedule to protect their cattle from viral and bacterial diseases and should contact the nearest concerned authorities.		
	<b><i>Fishery</i></b>	Pond water should not just maintain at a certain depth; its quality must also be kept high to ensure optimal growth of the culture organism.		



## Integrated Agromet Advisory Service Bulletin 4<sup>th</sup> to 8<sup>th</sup> Nov'14 Wokha District

**Bulletin No:86/2014**

<i>Weather summary of the preceding week</i>			<i>Weather forecast valid upto 8<sup>th</sup> Nov'14</i>
<p>No rain occurred the past week.  <b>Maximum</b> and <b>minimum temperatures</b> ranged from 22<sup>0</sup>C to 27<sup>0</sup>C and 11<sup>0</sup>C to 14<sup>0</sup>C, respectively.  <b>Relative humidity</b> varied from 45% to 95%.  <b>Wind speed</b> ranged from 2 to 3 kmph</p>			<p>Possibility of no rain the coming week  <b>Max temp</b> is expected to be around 25<sup>0</sup>C - 26<sup>0</sup>C and <b>min temp</b> is expected to be around 10<sup>0</sup>C to 12<sup>0</sup>C.  <b>Possibility of mainly clear sky the coming week</b>  <b>Relative Humidity</b> will range from 41% to 95%  The <b>wind speed</b> 2– 3 kmph  Wind direction will blow from southeasterly</p>
Main Crops	Stage	Pest/ Diseases	Agro-meteorological Advisories
<b>Field crops</b>			
<i>Jhum paddy</i>	Harvesting stage	-	Follow sanitation during drying, milling and after milling to avoid contamination of grains and protect from insects, rodents and birds.
<i>TRC paddy</i>	Panicle initiation stage	Grasshopper	It feeds irregularly on seedling and leaf blade and cuts the stem during the panicle stage. Bunds should be cleaned at regular interval.
<i>Toria</i>	Land preparation	-	Field preparation should be started for toria and arrangement for quality seeds should be done. <i>M-27, TS-36 and TS-38 are some of the varieties recommended for our region.</i>
<b>Horticultural crops</b>			
<i>Mandarin orange</i>	-	Leaf miner	Leaf miner moths are attracted to new flush. Avoid pruning live branches more than once a year, so that the cycles of flushing are uniform and short. Once the leaves harden, the pest will not be able to mine the leaves. Do not prune off leaves damaged by citrus leaf miner because undamaged areas of the leaves continue to produce food for the tree.
<i>Ginger</i>	Maturity stage	-	Field must be inspected daily for disease appearance. While inspecting, the healthy plants/plots must be marked and kept for planting in the next season. Marking has to be done properly otherwise when plant matures and gets dried up, it will be very difficult to find out the marked plots.
<i>Colocasia</i>	Flowering stage	-	Maintain proper sanitation in the field.

	<b>Vegetables</b>	Nursery preparation	-	Use well drained soils, field sanitation should be maintained. Seed bed should be in good tilth, free from diseases and weeds.
	<b>Cucurbits</b>	-	-	<b>Crop rotation</b> with non-cucurbitaceous crops should be done as it helps in controlling many pest and diseases.
	<b>Poultry</b>	Many of vaccines/ medicine/vitamins are given to poultry through water. As water consumption of bird is reduced during winter season. Therefore, care should be taken that waterers are removed few hours prior to water medication and medicine/vaccine is given in less amount of water so that birds can consume total water and each bird get benefit of medicine/vaccine or other supplements.		
	<b>Livestock</b>	Farmers are advised to administer proper vaccination schedule to protect their cattle from viral and bacterial diseases and should contact the nearest concerned authorities.		
	<b>Fishery</b>	Pond water should not just maintain at a certain depth; its quality must also be kept high to ensure optimal growth of the culture organism.		






--	--



## Integrated Agromet Advisory Service Bulletin 4<sup>th</sup> to 8<sup>th</sup> Nov'14 Zunheboto District

**Bulletin No:86/2014**

<i>Weather summary of the preceding week</i>			<i>Weather forecast valid upto 8<sup>th</sup> Nov'14</i>
No rain occurred the past week Maximum and minimum temperatures ranged from 23 <sup>0</sup> C to 25 <sup>0</sup> C and 8 <sup>0</sup> C to 9 <sup>0</sup> C, respectively. Relative humidity varied from 50% to 95%. Wind speed ranged from 2 to 3 kmph.			Possibility of no rain the coming week Max temp is expected to be around 23 <sup>0</sup> C - 25 <sup>0</sup> C and min temp is expected to be around 8 <sup>0</sup> C to 8 <sup>0</sup> C. Possibility of mainly clear sky the coming week Relative Humidity will range from 42% to 95% The wind speed 1- 2 kmph Wind direction will blow southerly
Main Crops	Stage	Pest/ Diseases	Agro-meteorological Advisories
<b>Field crops</b>			
<i>Jhum paddy</i>	Harvesting stage	-	Follow sanitation during drying, milling and after milling to avoid contamination of grains and protect from insects, rodents and birds.
<i>TRC paddy</i>	Panicle initiation stage	Grasshopper	It feeds irregularly on seedling and leaf blade and cuts the stem during the panicle stage. Bunds should be cleaned at regular interval.
<i>Toria</i>	Land preparation	-	Field preparation should be started for toria and arrangement for quality seeds should be done. <i>M-27, TS-36 and TS-38 are some of the varieties recommended for our region.</i>
<b>Horticultural crops</b>			
<i>Mandarin orange</i>	-	Leaf miner	Leaf miner moths are attracted to new flush. Avoid pruning live branches more than once a year, so that the cycles of flushing are uniform and short. Once the leaves harden, the pest will not be able to mine the leaves. Do not prune off leaves damaged by citrus leaf miner because undamaged areas of the leaves continue to produce food for the tree.
<i>Ginger</i>	Maturity stage	-	Field must be inspected daily for disease appearance. While inspecting, the healthy plants/plots must be marked and kept for planting in the next season. Marking has to be done properly otherwise when plant matures and gets dried up, it will be very difficult to find out the marked plots.
<i>Colocasia</i>	Flowering stage	-	Maintain proper sanitation in the field.

	<b>Vegetables</b>	Nursery preparation	-	Use well drained soils, field sanitation should be maintained. Seed bed should be in good tilth, free from diseases and weeds.
	<b>Cucurbits</b>	-	-	<b>Crop rotation</b> with non-cucurbitaceous crops should be done as it helps in controlling many pest and diseases.
	<b>Poultry</b>	Many of vaccines/ medicine/vitamins are given to poultry through water. As water consumption of bird is reduced during winter season. Therefore, care should be taken that waterers are removed few hours prior to water medication and medicine/vaccine is given in less amount of water so that birds can consume total water and each bird get benefit of medicine/vaccine or other supplements.		
	<b>Livestock</b>	Farmers are advised to administer proper vaccination schedule to protect their cattle from viral and bacterial diseases and should contact the nearest concerned authorities.		
	<b>Fishery</b>	Pond water should not just maintain at a certain depth; its quality must also be kept high to ensure optimal growth of the culture organism.		

