




Integrated Agromet Advisory Service Bulletin 12th to 16th July'14

Kiphire District

Bulletin No:53/2014

<i>Weather summary of the preceding week</i>			<i>Weather forecast valid upto 16th July'14</i>
<p>Light rain occurred the past week. Maximum and minimum temperatures ranged from 23⁰C to 25⁰C and 18⁰C to 19⁰C, respectively. Relative humidity varied from 77% to 95%. Wind speed ranged from 2 to 4 kmph.</p>			<p>There is possibility of medium rain the coming week. Max temp is expected to be around 21⁰C - 25⁰C and min temp is expected to be around 18⁰C to 20⁰C. Possibility of partly cloudy sky the coming week Relative Humidity will range from 81% to 98% The wind speed 2- 3 kmph Wind direction will blow from southerly</p>
Main Crops	Stage	Pest/ diseases	Agro-meteorological Advisories
Field crops			
<i>Jhum paddy</i>	Panicle stage	Gundhi bug	Weed sanitation and eradication of alternate hosts from ricefields and surrounding areas can help prevent the multiplication of the bug. Mechanical control measures such as smoking the field, hand-picking of adults and nymphs have also been advocated
<i>TRC paddy</i>	Transplanting stage	Stem borer	Clipping off tip of seedling before transplanting reduced carry-over of egg from nursery to main field as the egg of stem borers are laid near the tip of leave.
<i>Kharif Maize</i>	Silking stage	-	As medium rain has occurred the past few days earthing up should be carried out. As maize is very susceptible to water logging, proper drainage should be provided in the field.
<i>Soybean</i>	Sowing stage	-	Cultivate oilseed crops like soybean where paddy cultivation is not at all possible.
<i>Oilseeds and pulses</i>			Cultivate oilseeds crops like groundnut and pulses like black gram, green gram in coarse texture soils, loamy to sandy loam and free draining soils.
Horticultural crops			
<i>Planting time of pineapple, banana and other fruit trees till july.</i>			
<i>Mandarin orange</i>	-	-	During the month of July, Bavistin (1g/l) + Monocrotophos should be sprayed on new flushes and after 15 days spray with Bordeaux mixture (1%) or Blitox-50 (3g/l).
<i>Ginger</i>	Vegetative stage	Soft rot	Farmers are advised to monitor the plants against soft rot, which multiplies with buildup of soil moisture. Proper drainage of water should be maintained as stagnation of water predisposes the plant to infection. Once the disease is located in the field, removal of affected

				clumps and drenching the affected and surrounding beds with mancozeb 0.3% checks the spread of the disease.
	Colocasia	Vegetative stage	-	Keeping the field clean and free of weeds is essential for better growth so timely weeding and earthing up should be carried out.
	Potato	Tuber formation stage		Farmers are advised to carry out intercultural operations like hand weeding and earthing up to destroy weeds, to keep the soil loose for proper development of tubers and to cover the tubers with soil.
	Chilli	Vegetative stage	Chilli thrips	Tender leaves and growing shoots start curling and crumbling and are ultimately shed whereas buds become brittle and drop down. Spray the plant with 3% and 5% neem oil to effectively control the thrips.
	Cucurbits	Fruiting stage	-	During weeding and hoeing, earthing up of the vine should be done.
	Poultry	As the weather is warm and humid, farmers are advised to maintain good ventilation in poultry house and avoid overcrowding.		
	Piggery	Proper management should be taken for diarrhoea in piglets. Observe litters for the presence of diarrhoea both night and morning. Always treat piglet less than 7 months by mouth. Assess the response of treatment. If there is no change within 12 hours then change to another medicine as advised by your veterinarian.		
	Fishery	Do not let the weeds cover more than one quarter of the surface. If there are too many weeds, clean your pond. Cut the weeds and grass on the banks of the pond.		




Integrated Agromet Advisory Service Bulletin 12th to 16th July'14

Kohima District

Bulletin No:53/2014

Weather summary of the preceding week			Weather forecast valid upto 16 th July'14
Light rain occurred the past week. Maximum and minimum temperatures ranged from 26 ⁰ C to 28 ⁰ C and 16 ⁰ C to 17 ⁰ C, respectively. Relative humidity varied from 67% to 96%. Wind speed ranged from 2 to 3 kmph.			There is possibility of medium rain the coming week. Max temp is expected to be around 26 ⁰ C - 27 ⁰ C and min temp is expected to be around 16 ⁰ C to 17 ⁰ C. Possibility of partly cloudy sky the coming week Relative Humidity will range from 57% to 95% Wind speed 1- 2 kmph Wind direction will blow from southeasterly
Main Crops	Stage	Pest/ Diseases	Agro-meteorological Advisories
Field crops			
<i>Jhum paddy</i>	Panicle stage	Gundhi bug	Weed sanitation and eradication of alternate hosts from ricefields and surrounding areas can help prevent the multiplication of the bug. Mechanical control measures such as smoking the field, hand-picking of adults and nymphs have also been advocated
<i>TRC paddy</i>	Transplanting stage	Stem borer	Clipping off tip of seedling before transplanting reduced carry-over of egg from nursery to main field as the egg of stem borers are laid near the tip of leave.
<i>Kharif Maize</i>	Silking stage	-	As medium rain has occurred the past few days earthing up should be carried out. As maize is very susceptible to water logging, proper drainage should be provided in the field.
<i>Soybean</i>	Sowing stage	-	Cultivate oilseed crops like soybean where paddy cultivation is not at all possible.
<i>Oilseeds and pulses</i>			Cultivate oilseeds crops like groundnut and pulses like black gram, green gram in coarse texture soils, loamy to sandy loam and free draining soils.
Horticultural crops			
<i>Planting time of pineapple, banana and other fruit trees till july.</i>			
<i>Mandarin orange</i>	-	-	During the month of July, Bavistin (1g/l) + Monocrotophos should be sprayed on new flushes and after 15 days spray with Bordeaux mixture (1%) or Blitox-50 (3g/l).
<i>Ginger</i>	Vegetative stage	Soft rot	Farmers are advised to monitor the plants against soft rot, which multiplies with buildup of soil moisture.


				Proper drainage of water should be maintained as stagnation of water predisposes the plant to infection. Once the disease is located in the field, removal of affected clumps and drenching the affected and surrounding beds with mancozeb 0.3% checks the spread of the disease.
	<i>Colocasia</i>	Vegetative stage	-	Keeping the field clean and free of weeds is essential for better growth so timely weeding and earthing up should be carried out.
	<i>Potato</i>	Tuber formation stage		Farmers are advised to carry out intercultural operations like hand weeding and earthing up to destroy weeds, to keep the soil loose for proper development of tubers and to cover the tubers with soil.
	<i>Chilli</i>	Vegetative stage	Chilli thrips	Tender leaves and growing shoots starts curling and crumbling and is ultimately shed where as buds become brittle and drop down. Spray the plant with 3% and 5% neem oil to effectively control the thrips.
	<i>Cucurbits</i>	Fruiting stage	-	During weeding and hoeing, earthing up of the vine should be done.
	<i>Poultry</i>	As the weather is warm and humid, farmers are advised to maintain good ventilation in poultry house and avoid overcrowding.		
	<i>Piggery</i>	Proper management should be taken for diarrhoea in piglets. Observe litters for the presence of diarrhoea both night and morning. Always treat piglet less than 7 months by mouth. Assess the response of treatment. If there is no change within 12 hours than change to another medicine as advised by your veterinarian.		
	<i>Fishery</i>	Do not let the weeds cover more than one quarter of the surface. If there are too many weeds, clean your pond. Cut the weeds and grass on the banks of the pond.		



Integrated Agromet Advisory Service Bulletin 12th to 16th July'14 Longleng District

Bulletin No:53/2014

<i>Weather summary of the preceding week</i>			<i>Weather forecast valid upto 16th July'14</i>
<p>Light rain occurred the past week. Maximum and minimum temperatures ranged from 28⁰C to 30⁰C and 21⁰C to 22⁰C, respectively. Relative humidity varied from 64% to 90%. Wind speed ranged from 2 to 3 kmph.</p>			<p>There is possibility of light rain the coming week. Max temp is expected to be around 24⁰C - 30⁰C and min temp is expected to be around 21⁰C to 22⁰C. Possibility of partly cloudy sky the coming week Relative Humidity will range from 71% to 94% The wind speed 2 –3 kmph Wind direction will blow from southeasterly</p>
Main Crops	Stage	Pest/ diseases	Agro-meteorological Advisories
Field crops			
<i>Jhum paddy</i>	Panicle stage	Gundhi bug	Weed sanitation and eradication of alternate hosts from ricefields and surrounding areas can help prevent the multiplication of the bug. Mechanical control measures such as smoking the field, hand-picking of adults and nymphs have also been advocated
<i>TRC paddy</i>	Transplanting stage	Stem borer	Clipping off tip of seedling before transplanting reduced carry-over of egg from nursery to main field as the egg of stem borers are laid near the tip of leave.
<i>Kharif Maize</i>	Silking stage	-	As medium rain has occurred the past few days earthing up should be carried out. As maize is very susceptible to water logging, proper drainage should be provided in the field.
<i>Soybean</i>	Sowing stage	-	Cultivate oilseed crops like soybean where paddy cultivation is not at all possible.
<i>Oilseeds and pulses</i>			Cultivate oilseeds crops like groundnut and pulses like black gram, green gram in coarse texture soils, loamy to sandy loam and free draining soils.
Horticultural crops			
<i>Planting time of pineapple, banana and other fruit trees till july.</i>			
<i>Mandarin orange</i>	-	-	During the month of July, Bavistin (1g/l) + Monocrotophos should be sprayed on new flushes and after 15 days spray with Bordeaux mixture (1%) or Blitox-50 (3g/l).
<i>Ginger</i>	Vegetative stage	Soft rot	Farmers are advised to monitor the plants against soft rot, which multiplies with buildup of soil moisture.

				Proper drainage of water should be maintained as stagnation of water predisposes the plant to infection. Once the disease is located in the field, removal of affected clumps and drenching the affected and surrounding beds with mancozeb 0.3% checks the spread of the disease.
	Colocasia	Vegetative stage	-	Keeping the field clean and free of weeds is essential for better growth so timely weeding and earthing up should be carried out.
	Potato	Tuber formation stage		Farmers are advised to carry out intercultural operations like hand weeding and earthing up to destroy weeds, to keep the soil loose for proper development of tubers and to cover the tubers with soil.
	Chilli	Vegetative stage	Chilli thrips	Tender leaves and growing shoots start curling and crumbling and are ultimately shed where as buds become brittle and drop down. Spray the plant with 3% and 5% neem oil to effectively control the thrips.
	Cucurbits	Fruiting stage	-	During weeding and hoeing, earthing up of the vine should be done.
	Poultry	As the weather is warm and humid, farmers are advised to maintain good ventilation in poultry house and avoid overcrowding.		
	Piggery	Proper management should be taken for diarrhoea in piglets. Observe litters for the presence of diarrhoea both night and morning. Always treat piglet less than 7 months by mouth. Assess the response of treatment. If there is no change within 12 hours then change to another medicine as advised by your veterinarian.		
	Fishery	Do not let the weeds cover more than one quarter of the surface. If there are too many weeds, clean your pond. Cut the weeds and grass on the banks of the pond.		



Integrated Agromet Advisory Service Bulletin 12th to 16th July'14

Mokokchung District

Bulletin No: 53/2014

<i>Weather summary of the preceding week</i>			<i>Weather forecast valid upto 16th July'14</i>
<p>Light rain occurred the past week Maximum and minimum temperatures ranged 28⁰C to 30⁰C and 20⁰C to 21⁰C, respectively. Relative humidity varied from 68% to 91%. Wind speed ranged from 2 to 3 kmph.</p>			<p>There is possibility of light to medium rain the coming week. Max temp is expected to be around 24⁰C - 30⁰C and min temp is expected to be around 21⁰C to 22⁰C. Possibility of partly cloudy sky the coming week Relative Humidity will range from 69% to 92% and Wind speed 2 - 3 kmph Wind direction will blow from southeasterly.</p>
Main Crops	Stage	Pest/ Diseases	Agro-meteorological Advisories
Field crops			
<i>Jhum paddy</i>	Panicle stage	Gundhi bug	Weed sanitation and eradication of alternate hosts from ricefields and surrounding areas can help prevent the multiplication of the bug. Mechanical control measures such as smoking the field, hand-picking of adults and nymphs have also been advocated
<i>TRC paddy</i>	Transplanting stage	Stem borer	Clipping off tip of seedling before transplanting reduced carry-over of egg from nursery to main field as the egg of stem borers are laid near the tip of leave.
<i>Kharif Maize</i>	Silking stage	-	As medium rain has occurred the past few days earthing up should be carried out. As maize is very susceptible to water logging, proper drainage should be provided in the field.
<i>Soybean</i>	Sowing stage	-	Cultivate oilseed crops like soybean where paddy cultivation is not at all possible.
<i>Oilseeds and pulses</i>			Cultivate oilseeds crops like groundnut and pulses like black gram, green gram in coarse texture soils, loamy to sandy loam and free draining soils.
Horticultural crops			
<i>Planting time of pineapple, banana and other fruit trees till july.</i>			
<i>Mandarin orange</i>	-	-	During the month of July, Bavistin (1g/l) + Monocrotophos should be sprayed on new flushes and after 15 days spray with Bordeaux mixture (1%) or Blitox-50 (3g/l).
<i>Ginger</i>	Vegetative stage	Soft rot	Farmers are advised to monitor the plants against soft rot, which multiplies with buildup of soil moisture. Proper drainage of water should be maintained as stagnation of water predisposes the plant to infection. Once the disease is located in the field,

			removal of affected clumps and drenching the affected and surrounding beds with mancozeb 0.3% checks the spread of the disease.
Colocasia	Vegetative stage	-	Keeping the field clean and free of weeds is essential for better growth so timely weeding and earthing up should be carried out.
Potato	Tuber formation stage		Farmers are advised to carry out intercultural operations like hand weeding and earthing up to destroy weeds, to keep the soil loose for proper development of tubers and to cover the tubers with soil.
Chilli	Vegetative stage	Chilli thrips	Tender leaves and growing shoots start curling and crumbling and are ultimately shed where as buds become brittle and drop down. Spray the plant with 3% and 5% neem oil to effectively control the thrips.
Cucurbits	Fruiting stage	-	During weeding and hoeing, earthing up of the vine should be done.
Poultry	As the weather is warm and humid, farmers are advised to maintain good ventilation in poultry house and avoid overcrowding.		
Piggery	Proper management should be taken for diarrhoea in piglets. Observe litters for the presence of diarrhoea both night and morning. Always treat piglet less than 7 months by mouth. Assess the response of treatment. If there is no change within 12 hours then change to another medicine as advised by your veterinarian.		
Fishery	Do not let the weeds cover more than one quarter of the surface. If there are too many weeds, clean your pond. Cut the weeds and grass on the banks of the pond.		





Integrated Agromet Advisory Service Bulletin from 12th to 16th July'14 Mon District

Bulletin No:53/2014


Weather summary of the preceding week

- Light rain occurred the past week
- **Maximum** and **minimum temperatures** ranged 27⁰C to 28⁰C and 19⁰C to 20⁰C, respectively.
- **Relative humidity** varied from 68% to 94%.
- **Wind speed** ranged from 2 to 3 kmph

Weather forecast valid upto 16th July'14

- Possibility of light to medium rain the coming week.
- The **max temp** is likely to be 23⁰C - 28⁰C and the **min temp** 21⁰C - 22⁰C.
- **Sky is likely to be partly cloudy the coming week**
- **Relative Humidity** is likely to range from 72% to 92%
- **Wind speed** may reach upto 1- 2 kmph
- **Wind direction** will be from southeasterly

Main Crops	Stage	Pest/ Diseases	Agro-meteorological Advisories
Field crops			
Jhum paddy	Panicle stage	Gundhi bug	Weed sanitation and eradication of alternate hosts from ricefields and surrounding areas can help prevent the multiplication of the bug. Mechanical control measures such as smoking the field, hand-picking of adults and nymphs have also been advocated
TRC paddy	Transplanting stage	Stem borer	Clipping off tip of seedling before transplanting reduced carry-over of egg from nursery to main field as the egg of stem borers are laid near the tip of leave.
Kharif Maize	Silking stage	-	As medium rain has occurred the past few days earthing up should be carried out. As maize is very susceptible to water logging, proper drainage should be provided in the field.
Soybean	Sowing stage	-	Cultivate oilseed crops like soybean where paddy cultivation is not at all possible.
Oilseeds and pulses			Cultivate oilseeds crops like groundnut and pulses like black gram, green gram in coarse texture soils, loamy to sandy loam and free draining soils.
Horticultural crops			
Planting time of pineapple, banana and other fruit trees till july.			
Mandarin orange	-	-	During the month of July, Bavistin (1g/l) + Monocrotophos should be sprayed on new flushes and after 15 days spray with Bordeaux mixture (1%) or Blitox-50 (3g/l).
Ginger	Vegetative stage	Soft rot	Farmers are advised to monitor the plants against soft rot, which multiplies with buildup of soil moisture. Proper drainage of water should be maintained as stagnation of water

				predisposes the plant to infection. Once the disease is located in the field, removal of affected clumps and drenching the affected and surrounding beds with mancozeb 0.3% checks the spread of the disease.
	Colocasia	Vegetative stage	-	Keeping the field clean and free of weeds is essential for better growth so timely weeding and earthing up should be carried out.
	Potato	Tuber formation stage		Farmers are advised to carry out intercultural operations like hand weeding and earthing up to destroy weeds, to keep the soil loose for proper development of tubers and to cover the tubers with soil.
	Chilli	Vegetative stage	Chilli thrips	Tender leaves and growing shoots start curling and crumbling and are ultimately shed whereas buds become brittle and drop down. Spray the plant with 3% and 5% neem oil to effectively control the thrips.
	Cucurbits	Fruiting stage	-	During weeding and hoeing, earthing up of the vine should be done.
	Poultry	As the weather is warm and humid, farmers are advised to maintain good ventilation in poultry house and avoid overcrowding.		
	Piggery	Proper management should be taken for diarrhoea in piglets. Observe litters for the presence of diarrhoea both night and morning. Always treat piglet less than 7 months by mouth. Assess the response of treatment. If there is no change within 12 hours then change to another medicine as advised by your veterinarian.		
	Fishery	Do not let the weeds cover more than one quarter of the surface. If there are too many weeds, clean your pond. Cut the weeds and grass on the banks of the pond.		




Integrated Agromet Advisory Service Bulletin 12th to 16th July'14

Peren District

Bulletin No:53/2014

<i>Weather summary of the preceding week</i>			<i>Weather forecast valid upto 16th July'14</i>
Light rain occurred the past week. Maximum and minimum temperature range from 29 ⁰ C to 31 ⁰ C and 20 ⁰ C to 22 ⁰ C, respectively. Relative humidity varied from 69% to 95%. Wind speed ranged from 2 to 3 kmph.			There is possibility of medium rain the coming week. Max temp is expected to be around 26 ⁰ C - 33 ⁰ C and min temp is expected to be around 21 ⁰ C to 22 ⁰ C. Possibility of partly cloudy sky the coming week Relative Humidity will range from 56% to 95% The wind speed may reach upto 1 - 2 kmph Wind direction will blow from southeasterly
Main Crops	Stage	Pest/ diseases	Agro-meteorological Advisories
Field crops			
<i>Jhum paddy</i>	Panicle stage	Gundhi bug	Weed sanitation and eradication of alternate hosts from ricefields and surrounding areas can help prevent the multiplication of the bug. Mechanical control measures such as smoking the field, hand-picking of adults and nymphs have also been advocated
<i>TRC paddy</i>	Transplanting stage	Stem borer	Clipping off tip of seedling before transplanting reduced carry-over of egg from nursery to main field as the egg of stem borers are laid near the tip of leave.
<i>Kharif Maize</i>	Silking stage	-	As medium rain has occurred the past few days earthing up should be carried out. As maize is very susceptible to water logging, proper drainage should be provided in the field.
<i>Soybean</i>	Sowing stage	-	Cultivate oilseed crops like soybean where paddy cultivation is not at all possible.
<i>Oilseeds and pulses</i>			Cultivate oilseeds crops like groundnut and pulses like black gram, green gram in coarse texture soils, loamy to sandy loam and free draining soils.
Horticultural crops			
<i>Planting time of pineapple, banana and other fruit trees till july.</i>			
<i>Mandarin orange</i>	-	-	During the month of July, Bavistin (1g/l) + Monocrotophos should be sprayed on new flushes and after 15 days spray with Bordeaux mixture (1%) or Blitox-50 (3g/l).
<i>Ginger</i>	Vegetative stage	Soft rot	Farmers are advised to monitor the plants against soft rot, which multiplies with buildup of soil moisture.

				Proper drainage of water should be maintained as stagnation of water predisposes the plant to infection. Once the disease is located in the field, removal of affected clumps and drenching the affected and surrounding beds with mancozeb 0.3% checks the spread of the disease.
	Colocasia	Vegetative stage	-	Keeping the field clean and free of weeds is essential for better growth so timely weeding and earthing up should be carried out.
	Chilli	Vegetative stage	Chilli thrips	Tender leaves and growing shoots start curling and crumbling and are ultimately shed whereas buds become brittle and drop down. Spray the plant with 3% and 5% neem oil to effectively control the thrips.
	Cucurbits	Fruiting stage	-	During weeding and hoeing, earthing up of the vine should be done.
	Poultry	As the weather is warm and humid, farmers are advised to maintain good ventilation in poultry house and avoid overcrowding.		
	Piggery	Proper management should be taken for diarrhoea in piglets. Observe litters for the presence of diarrhoea both night and morning. Always treat piglet less than 7 months by mouth. Assess the response of treatment. If there is no change within 12 hours then change to another medicine as advised by your veterinarian.		
	Fishery	Do not let the weeds cover more than one quarter of the surface. If there are too many weeds, clean your pond. Cut the weeds and grass on the banks of the pond.		



Integrated Agromet Advisory Service Bulletin 12th to 16th July'14

Phek District

Bulletin No: 53/2014


Weather summary of the preceding week

Light rain occurred the past week
Maximum and **minimum temperatures** ranged from 26⁰C to 27⁰C and 19⁰C to 20⁰C, respectively.
Relative humidity varied from 78% to 95%.
Wind speed ranged from 2 to 3 kmph.

Weather forecast valid upto 16th July'14

There is possibility of medium rain the coming week.
Max temp is expected to be around 23⁰C - 28⁰C and **min temp is expected to be around 20⁰C to 21⁰C**.
Possibility of partly cloudy sky the coming week
Relative Humidity will range from 71% to 96%
The **wind speed** 2- 4 kmph
Wind direction will blow from southeasterly

Main Crops	Stage	Pest/ Diseases	Agro-meteorological Advisories
<i>Field crops</i>			
<i>Jhum paddy</i>	Panicle stage	Gundhi bug	Weed sanitation and eradication of alternate hosts from ricefields and surrounding areas can help prevent the multiplication of the bug. Mechanical control measures such as smoking the field, hand-picking of adults and nymphs have also been advocated
<i>TRC paddy</i>	Land preparation	Stem borer, gall midge and leaf folder	Apply carbofuran @3g/sq.m.area in the seedbed to protect the seedlings from stemborer, gallmidge, leaf folder etc in the main fields.
<i>Kharif Maize</i>	Silking stage	-	As medium rain has occurred the past few days earthing up should be carried out. As maize is very susceptible to water logging, proper drainage should be provided in the field.
<i>Soybean</i>	Sowing stage	-	Cultivate oilseed crops like soybean where paddy cultivation is not at all possible.
<i>Oilseeds and pulses</i>			Cultivate oilseeds crops like groundnut and pulses like black gram, green gram in coarse texture soils, loamy to sandy loam and free draining soils.
<i>Horticultural crops</i>			
<i>Mandarin orange</i>	-	-	During the month of July, Bavistin (1g/l) + Monocrotophos should be sprayed on new flushes and after 15 days spray with Bordeaux mixture (1%) or Blitox-50 (3g/l).

	Ginger	Vegetative stage	Soft rot	Farmers are advised to monitor the plants against soft rot, which multiplies with buildup of soil moisture. Proper drainage of water should be maintained as stagnation of water predisposes the plant to infection. Once the disease is located in the field, removal of affected clumps and drenching the affected and surrounding beds with mancozeb 0.3% checks the spread of the disease.
	Colocasia	Vegetative stage	-	Keeping the field clean and free of weeds is essential for better growth so timely weeding and earthing up should be carried out.
	Potato	Tuber formation stage		Farmers are advised to carry out intercultural operations like hand weeding and earthing up to destroy weeds, to keep the soil loose for proper development of tubers and to cover the tubers with soil.
	Chilli	Vegetative stage	Chilli thrips	Tender leaves and growing shoots start curling and crumbling and are ultimately shed where buds become brittle and drop down. Spray the plant with 3% and 5% neem oil to effectively control the thrips.
	Cucurbits	Fruiting stage	-	During weeding and hoeing, earthing up of the vine should be done.
	Poultry	As the weather is warm and humid, farmers are advised to maintain good ventilation in poultry house and avoid overcrowding.		
	Piggery	Proper management should be taken for diarrhoea in piglets. Observe litters for the presence of diarrhoea both night and morning. Always treat piglet less than 7 months by mouth. Assess the response of treatment. If there is no change within 12 hours then change to another medicine as advised by your veterinarian.		
	Fishery	Do not let the weeds cover more than one quarter of the surface. If there are too many weeds, clean your pond. Cut the weeds and grass on the banks of the pond.		




Integrated Agromet Advisory Service Bulletin 12th to 16th July'14

Tuensang District

Bulletin No:53/2014

<i>Weather summary of the preceding week</i>		<i>Weather forecast valid upto 16th July'14</i>	
Light rain occurred the past week Maximum and minimum temperatures ranged 20 ⁰ C to 21 ⁰ C and 15 ⁰ C to 16 ⁰ C, respectively. Relative humidity varied from 81% to 95%. Wind speed ranged from 2 to 3 kmph.		There is possibility of medium rain the coming week. Max temp is expected to be around 19 ⁰ C - 22 ⁰ C and min temp is expected to be around 17 ⁰ C to 18 ⁰ C. Possibility of partly cloudy sky the coming week Relative humidity will range from 85% to 95% Wind speed 2– 3 kmph Wind direction will blow from southeasterly	
Main Crops	Stage	Pest/ Diseases	Agro-meteorological Advisories
Field crops			
<i>Jhum paddy</i>	Panicle stage	Gundhi bug	Weed sanitation and eradication of alternate hosts from ricefields and surrounding areas can help prevent the multiplication of the bug. Mechanical control measures such as smoking the field, hand-picking of adults and nymphs have also been advocated
<i>TRC paddy</i>	Land preparation	Stem borer, gall midge and leaf folder	Apply carbofuran @3g/sq.m.area in the seedbed to protect the seedlings from stemborer, gallmidge, leaf folder etc in the main fields.
<i>Kharif Maize</i>	Silking stage	-	As medium rain has occurred the past few days earthing up should be carried out. As maize is very susceptible to water logging, proper drainage should be provided in the field.
<i>Soybean</i>	Sowing stage	-	Cultivate oilseed crops like soybean where paddy cultivation is not at all possible.
<i>Oilseeds and pulses</i>			Cultivate oilseeds crops like groundnut and pulses like black gram, green gram in coarse texture soils, loamy to sandy loam and free draining soils.
Horticultural crops			
<i>Planting time of pineapple, banana and other fruit trees till july.</i>			
<i>Mandarin orange</i>	-	-	During the month of July, Bavistin (1g/l) + Monocrotophos should be sprayed on new flushes and after 15 days spray with Bordeaux mixture (1%) or Blitox-50 (3g/l).

	<i>Ginger</i>	Vegetative stage	Soft rot	Farmers are advised to monitor the plants against soft rot, which multiplies with buildup of soil moisture. Proper drainage of water should be maintained as stagnation of water predisposes the plant to infection. Once the disease is located in the field, removal of affected clumps and drenching the affected and surrounding beds with mancozeb 0.3% checks the spread of the disease.
	<i>Colocasia</i>	Vegetative stage	-	Keeping the field clean and free of weeds is essential for better growth so timely weeding and earthing up should be carried out.
	<i>Potato</i>	Tuber formation stage		Farmers are advised to carry out intercultural operations like hand weeding and earthing up to destroy weeds, to keep the soil loose for proper development of tubers and to cover the tubers with soil.
	<i>Chilli</i>	Vegetative stage	Chilli thrips	Tender leaves and growing shoots start curling and crumbling and are ultimately shed whereas buds become brittle and drop down. Spray the plant with 3% and 5% neem oil to effectively control the thrips.
	<i>Cucurbits</i>	Fruiting stage	-	During weeding and hoeing, earthing up of the vine should be done.
	<i>Poultry</i>	As the weather is warm and humid, farmers are advised to maintain good ventilation in poultry house and avoid overcrowding.		
	<i>Piggery</i>	Proper management should be taken for diarrhoea in piglets. Observe litters for the presence of diarrhoea both night and morning. Always treat piglet less than 7 months by mouth. Assess the response of treatment. If there is no change within 12 hours then change to another medicine as advised by your veterinarian.		
	<i>Fishery</i>	Do not let the weeds cover more than one quarter of the surface. If there are too many weeds, clean your pond. Cut the weeds and grass on the banks of the pond.		



Integrated Agromet Advisory Service Bulletin 12th to 16th July'14 Wokha District

Bulletin No:53/2014


Weather summary of the preceding week

Light rain occurred the past week.
Maximum and minimum temperatures ranged from 29⁰C to 30⁰C and 21⁰C to 22⁰C, respectively.
Relative humidity varied from 56% to 91%.
Wind speed ranged from 2 to 4 kmph

Weather forecast valid upto 16th July'14

There is possibility of medium rain the coming week.
Max temp is expected to be around 29⁰C - 32⁰C and min temp is expected to be around 21⁰C to 22⁰C.
Possibility of partly cloudy sky the coming week
Relative Humidity will range from 62% to 94%
The wind speed 2– 4 kmph
Wind direction will blow from southeasterly

Main Crops	Stage	Pest/ Diseases	Agro-meteorological Advisories
<i>Field crops</i>			
<i>Jhum paddy</i>	Panicle stage	Gundhi bug	Weed sanitation and eradication of alternate hosts from ricefields and surrounding areas can help prevent the multiplication of the bug. Mechanical control measures such as smoking the field, hand-picking of adults and nymphs have also been advocated
<i>TRC paddy</i>	Transplanting stage	Stem borer	Clipping off tip of seedling before transplanting reduced carry-over of egg from nursery to main field as the egg of stem borers are laid near the tip of leave.
<i>Kharif Maize</i>	Silking stage	-	As medium rain has occurred the past few days earthing up should be carried out. As maize is very susceptible to water logging, proper drainage should be provided in the field.
<i>Soybean</i>	Sowing stage	-	Cultivate oilseed crops like soybean where paddy cultivation is not at all possible.
<i>Oilseeds and pulses</i>			Cultivate oilseeds crops like groundnut and pulses like black gram, green gram in coarse texture soils, loamy to sandy loam and free draining soils.
<i>Horticultural crops</i>			
<i>Planting time of pineapple, banana and other fruit trees till july.</i>			
<i>Mandarin orange</i>	-	-	During the month of July, Bavistin (1g/l) + Monocrotophos should be sprayed on new flushes and after 15 days spray with Bordeaux mixture (1%) or Blitox-50 (3g/l).
<i>Ginger</i>	Vegetative stage	Soft rot	Farmers are advised to monitor the plants against soft rot, which multiplies with buildup of soil moisture.

				Proper drainage of water should be maintained as stagnation of water predisposes the plant to infection. Once the disease is located in the field, removal of affected clumps and drenching the affected and surrounding beds with mancozeb 0.3% checks the spread of the disease.
	<i>Colocasia</i>	Vegetative stage	-	Keeping the field clean and free of weeds is essential for better growth so timely weeding and earthing up should be carried out.
	<i>Potato</i>	Tuber formation stage		Farmers are advised to carry out intercultural operations like hand weeding and earthing up to destroy weeds, to keep the soil loose for proper development of tubers and to cover the tubers with soil.
	<i>Chilli</i>	Vegetative stage	Chilli thrips	Tender leaves and growing shoots start curling and crumbling and are ultimately shed whereas buds become brittle and drop down. Spray the plant with 3% and 5% neem oil to effectively control the thrips.
	<i>Cucurbits</i>	Fruiting stage	-	During weeding and hoeing, earthing up of the vine should be done.
	<i>Poultry</i>	As the weather is warm and humid, farmers are advised to maintain good ventilation in poultry house and avoid overcrowding.		
	<i>Piggery</i>	Proper management should be taken for diarrhoea in piglets. Observe litters for the presence of diarrhoea both night and morning. Always treat piglet less than 7 months by mouth. Assess the response of treatment. If there is no change within 12 hours then change to another medicine as advised by your veterinarian.		
	<i>Fishery</i>	Do not let the weeds cover more than one quarter of the surface. If there are too many weeds, clean your pond. Cut the weeds and grass on the banks of the pond.		



--	--




Integrated Agromet Advisory Service Bulletin 12th to 16th July'14

Zunheboto District

Bulletin No:53/2014

<i>Weather summary of the preceding week</i>			<i>Weather forecast valid upto 16th July'14</i>
Light rain occurred the past week Maximum and minimum temperatures ranged from 26 ⁰ C to 27 ⁰ C and 19 ⁰ C to 20 ⁰ C, respectively. Relative humidity varied from 72% to 92%. Wind speed ranged from 2 to 3 kmph.			There is possibility of medium rain the coming week. Max temp is expected to be around 23 ⁰ C - 28 ⁰ C and min temp is expected to be around 20 ⁰ C to 21 ⁰ C. Possibility of partly cloudy sky the coming week Relative Humidity will range from 71% to 95% The wind speed 2- 3 kmph Wind direction will blow southeasterly
Main Crops	Stage	Pest/ Diseases	Agro-meteorological Advisories
Field crops			
<i>Jhum paddy</i>	Panicle stage	Gundhi bug	Weed sanitation and eradication of alternate hosts from ricefields and surrounding areas can help prevent the multiplication of the bug. Mechanical control measures such as smoking the field, hand-picking of adults and nymphs have also been advocated
<i>TRC paddy</i>	Land preparation	Stem borer, gall midge and leaf folder	Apply carbofuran @3g/sq.m.area in the seedbed to protect the seedlings from stemborer, gallmidge, leaf folder etc in the main fields.
<i>Kharif Maize</i>	Silking stage	-	As medium rain has occurred the past few days earthing up should be carried out. As maize is very susceptible to water logging, proper drainage should be provided in the field.
<i>Soybean</i>	Sowing stage	-	Cultivate oilseed crops like soybean where paddy cultivation is not at all possible.
<i>Oilseeds and pulses</i>			Cultivate oilseeds crops like groundnut and pulses like black gram, green gram in coarse texture soils, loamy to sandy loam and free draining soils.
Horticultural crops			
<i>Planting time of pineapple, banana and other fruit trees till july.</i>			
<i>Mandarin orange</i>	-	-	During the month of July, Bavistin (1g/l) + Monocrotophos should be sprayed on new flushes and after 15 days spray with Bordeaux mixture (1%) or Blitox-50 (3g/l).

	<i>Ginger</i>	Vegetative stage	Soft rot	<p>Farmers are advised to monitor the plants against soft rot, which multiplies with buildup of soil moisture.</p> <p>Proper drainage of water should be maintained as stagnation of water predisposes the plant to infection. Once the disease is located in the field, removal of affected clumps and drenching the affected and surrounding beds with mancozeb 0.3% checks the spread of the disease.</p>
	<i>Colocasia</i>	Vegetative stage	-	<p>Keeping the field clean and free of weeds is essential for better growth so timely weeding and earthing up should be carried out.</p>
	<i>Potato</i>	Tuber formation stage		<p>Farmers are advised to carry out intercultural operations like hand weeding and earthing up to destroy weeds, to keep the soil loose for proper development of tubers and to cover the tubers with soil.</p>
	<i>Chilli</i>	Vegetative stage	Chilli thrips	<p>Tender leaves and growing shoots start curling and crumbling and are ultimately shed whereas buds become brittle and drop down.</p> <p>Spray the plant with 3% and 5% neem oil to effectively control the thrips.</p>
	<i>Cucurbits</i>	Fruiting stage	-	<p>During weeding and hoeing, earthing up of the vine should be done.</p>
	<i>Poultry</i>	As the weather is warm and humid, farmers are advised to maintain good ventilation in poultry house and avoid overcrowding.		
	<i>Piggery</i>	<p>Proper management should be taken for diarrhoea in piglets. Observe litters for the presence of diarrhoea both night and morning.</p> <p>Always treat piglet less than 7 months by mouth.</p> <p>Assess the response of treatment. If there is no change within 12 hours then change to another medicine as advised by your veterinarian.</p>		
	<i>Fishery</i>	<p>Do not let the weeds cover more than one quarter of the surface. If there are too many weeds, clean your pond.</p> <p>Cut the weeds and grass on the banks of the pond.</p>		



Integrated Agromet Advisory Service Bulletin 12th to 16th July'14

Dimapur District

Bulletin No:53/2014


Weather summary of the preceding week

Light rain occurred the past week.
Maximum and **minimum temperatures** ranged 31⁰C to 32⁰C and 22⁰C to 23⁰C, respectively.
Relative humidity varied from 66% to 93%.
Wind speed ranged from 2 to 4 kmph.

Weather forecast valid upto 16th July'14

There is possibility of medium rain the coming week.
Max temp is expected to be around 28⁰C - 36⁰C and **min temp** is expected to be around 22⁰C to 23⁰C.
Possibility of partly cloudy sky the coming week
Relative Humidity will range from 51 to 95%
Wind speed 2– 4 kmph
Wind direction will be from southeasterly

Main Crops	Stage	Pest/ diseases	Agro-meteorological Advisories
Field crops			
Jhum paddy	Panicle stage	Gundhi bug	Weed sanitation and eradication of alternate hosts from ricefields and surrounding areas can help prevent the multiplication of the bug. Mechanical control measures such as smoking the field, hand-picking of adults and nymphs have also been advocated
TRC paddy	Transplanting stage	Stem borer	Clipping off tip of seedling before transplanting reduced carry-over of egg from nursery to main field as the egg of stem borers are laid near the tip of leave.
Kharif Maize	Silking stage	-	As medium rain has occurred the past few days earthing up should be carried out. As maize is very susceptible to water logging, proper drainage should be provided in the field.
Soybean	Sowing stage	-	Cultivate oilseed crops like soybean where paddy cultivation is not at all possible.
Oilseeds and pulses			Cultivate oilseeds crops like groundnut and pulses like black gram, green gram in coarse texture soils, loamy to sandy loam and free draining soils.
Horticultural crops			
Planting time of pineapple, banana and other fruit trees till july.			
Mandarin orange	-	-	During the month of July, Bavistin (1g/l) + Monocrotophos should be sprayed on new flushes and after 15 days spray with Bordeaux mixture (1%) or Blitox-50 (3g/l).
Ginger	Vegetative stage	Soft rot	Farmers are advised to monitor the plants against soft rot, which multiplies with buildup of soil moisture. Proper drainage of water should be maintained as stagnation of water predisposes the plant to infection. Once the disease is located in the field, removal of affected clumps and drenching the affected and surrounding

				beds with mancozeb 0.3% checks the spread of the disease.
	Colocasia	Vegetative stage	-	Keeping the field clean and free of weeds is essential for better growth so timely weeding and earthing up should be carried out.
	Chilli	Vegetative stage	Chilli thrips	Tender leaves and growing shoots start curling and crumbling and are ultimately shed whereas buds become brittle and drop down. Spray the plant with 3% and 5% neem oil to effectively control the thrips.
	Cucurbits	Fruiting stage	-	During weeding and hoeing, earthing up of the vine should be done.
	Poultry	As the weather is warm and humid, farmers are advised to maintain good ventilation in poultry house and avoid overcrowding.		
	Piggery	Proper management should be taken for diarrhoea in piglets. Observe litters for the presence of diarrhoea both night and morning. Always treat piglet less than 7 months by mouth. Assess the response of treatment. If there is no change within 12 hours then change to another medicine as advised by your veterinarian.		
	Fishery	Do not let the weeds cover more than one quarter of the surface. If there are too many weeds, clean your pond. Cut the weeds and grass on the banks of the pond.		