



**ICAR Research Complex for N.E.H. Region
Manipur Centre, Lamphelpat, Imphal - 795 004**



“Gramin Krishi Mausam Seva”

MANIPUR BULLETIN

26th June, 2015

Chandel

IAAS, ICAR-RC Manipur Centre in association with India Meteorological Department, Regional Meteorological Centre, Guwahati and Northern Hemisphere Analysis Centre, New Delhi, Ministry of Earth Science, Govt. of India reports the weather forecasts for the next five days, i.e., from 27th June to 1st July, 2015 as below:

Significant past weather for the preceding bi-weekly of Imphal - West (23rd to 25th June, 2015)

During last three days sky was partly cloudy to cloudy. **84.7 mm** rainfall was recorded during last three days. Maximum temperature range observed was 27.0 – 29.5 °C, range of minimum temperature observed was 21.9 – 22.4 °C, mean relative humidity observed in morning and afternoon were 88.0 % and 87.67 % respectively. The average wind speed range was 2.6 – 5.9 km/hr.

Weather forecast for next five days of Chandel (27th June to 1st July, 2015)

There may be light to moderate rains upto Wednesday. Sky will remain partly cloudy to cloudy upto with maximum temp. of 23.0 – 29.0 °C & minimum temp. 19.0 – 20.0 °C. Relative humidity may reach upto 99 % (max RH) & 83 % (min RH). The average wind speed may be 4-6 km/ hr during next five days. The Wind direction may be south easterly to south westerly.

Name of the crop	Stage	Pest and disease	Agro-meteorological advisories
Field Crops			
Pre-kharif Rice	Maturity to Harvesting stage		<ul style="list-style-type: none"> - Drain the water in fields nearly 10-15 days before the expected harvest date. - Rice can be harvested when 80% of panicles turn hard & golden yellow. Over maturity should be avoided to reduce shattering losses. - If the crop is in ready to harvest stage then harvest it before Sunday as it is likely to have moderate rain from 28th June.
Kharif Rice	Direct seeding/ Uprooting/ transplanting & early vegetative		<ul style="list-style-type: none"> - For Direct seeded crop: <ol style="list-style-type: none"> a. Dry seeding: It may be done in elevated fields upto June. Sow with row seeder/ seed drill. b. Wet seeding: Pre-soaked seeds may be seeded during June to July in the fields which can be kept moist (wet). The excess water should be drained out before seeding. - Apply 65kg Urea, 250 kg SSP and 45 kg MOP per hectare at the time of final leveling before transplanting. - Uproot seedlings at 25 to 35 days after sowing depending on availability of water. About 1200 to 1300 bundles of seedlings (40cm diameter) may be required for transplanting one hectare area. - Seedling of Main season rice can be raised upto first week of July and can be transplanted within 3rd week of July (for late transplanting).
Kharif maize	Flowering		<ul style="list-style-type: none"> - Weeding may be done for crops after moderate rain from 28th June. - Maintain proper drainage system to avoid water logging.
Soybean/ Groundnut	Vegetative to flowering		<ul style="list-style-type: none"> - Maintain proper drainage system to avoid water logging. - Earthing-up & weeding should be done after rain to avoid hairy caterpillar. - If not sown early, sowing must be done before 1st fortnight of July.
Storage (seed)			<ul style="list-style-type: none"> - Dry, clean and store the seeds in RC-seed bins after proper drying of seeds and charcoal. Check for moisture content or weight of seeds. After proper drying, store grains/ seeds in well ventilated godowns.
Horticulture Crops			
Orange/ Lemon	Vegetative		<ul style="list-style-type: none"> Spray Carbendazim @2g/lit water or Metalxyl + Mencozeb @ 2.5 g/lit water on sunny day. After 7 days spray Imidachloprid @ 5ml/ 10 lit of water. - Apply 650g Urea, 1250g SSP and 450g MOP per tree in circular trench around the trunk.
Passion Fruit	Fruiting	Fruit rot	Spray Metalxyl + Mencozeb @ 2 g/lit water at 7 days interval.
		Anthraxnose	Spray Carbendazim 12% + Mencozeb 63% WP @1 mg/lit of water.
		Collar rot	Drench the soil of collar region with 1% Bordeaux mixture.
		Brown spot	- Remove the infected leaves and burn and spray Zineb@ 2 mg/ lit of water.
		Termite	Apply Chloropyriphos 10%G @ 25kg/ha into the soil.
		Fruit fly	Apply poison baiting with Jaggery + fruit juice + Malathion (20:20:1) @ 40-50 baits/ ha.
		Thrips	Spray Imidachloprid 17.8% SL @ 1ml/ lit of water.
Pineapple	Fruiting		Spray Zineb @ 2g/lit of water.
Turmeric + French Bean			- Sow dwarf variety French bean as an inter-crop with turmeric in upland area.
Papaya	Fruiting		- Collect the severely infested fruits and destroy.



**ICAR Research Complex for N.E.H. Region
Manipur Centre, Lamphelpat, Imphal - 795 004**



“Gramin Krishi Mausam Seva”

			<ul style="list-style-type: none"> - Harvest the fruit at 1/4th ripening stage. - Use Methyl Eugenol trap. - Spray Dimethoate @ 2ml/lit of water.
Chilli	Fruiting to harvesting		<ul style="list-style-type: none"> - After harvesting of matured fruits spray Copper oxichloride (0.3%) or Mancozeb alternatively with Metalxyl + Mencozeb combination at 15 days interval is recommended.
Turmeric	Vegetative		<ul style="list-style-type: none"> - For grown up plants spray Mancozeb alternatively with Metalxyl + Mencozeb @ 2.5 ml/lit of water as prophylactic measures against disease at 15days interval after the rain. - Avoid water logging in and around the crop field.

Animal Sciences


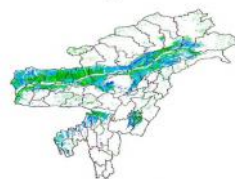
Name of the animal	Growth stage	Disease/ infestation	Agro-meteorological advisories
Poultry (Chicken/ Turkey/ Duck)	All age groups	Management	<ul style="list-style-type: none"> - Repair the roof of the shed and leakage, if any, it will cause caking of the litter. Avoid ammonia by using lime powder @ 4-5 kg per 100 sq. ft. - Use any water sanitizer/ Potassium permanganate in drinking water.
		Deworming	Use Piperazine liquid @ 40-50 for 100 adult birds.
Sheep/ Goat	Above 3 months of age	Fascioliosis/ Deworming	Give Tolzan-F @ 0.5ml/10kg body weight in association with vitamins.
Pig	All age groups	Preventive measures	Treat drinking water with potassium permanganate/ sanitizer. Provide ample ventilation in the shed/ dry bedding. Avoid dampness in sheds.
		Scabies/ mites	Application of Scaboma will prevent scabies.
		Deworming	Give Piperazine liquid @ 10-15ml orally once only.
Cattle / Buffalo/ Mithun	Above 3 months of age (as and when required)	Amphistomiasis	Give Tolzan @ 10-15mg/kg body weight.
		Skin infections	<ul style="list-style-type: none"> - Use Butox liq. @ 2ml/ litres of water and brush the animal using the solution at 15 days interval. * For Mithun, give Ivermectin @ 200 mg per kg body weight at the time of salt feeding.

Fishery:

Type of Farming	Stage	Management	Agro-metrological advisories
Carp culture	Nurseries/ grow-out	Pond and water	Maintain minimum depth of 1.0 - 1.5 m and pH at 7.0 – 7.5. Apply Lime/ Green AQ for maintaining good quality water. Make culture water fresh and clean with high oxygen content.
		Feed	Provide feed 2-3 times @ 5-10% body weight per day. Provide good feed having 30% crude protein fortified with vitamins and mineral.
		Fish	For semi-intensive farming, 8000-10000 fingerlings can be stocked in one hectare pond. - Stocking ratio may be maintained at 40% of surface feeder, 30% column feeder and 30% bottom feeder. - Sampling of fish for growth, disease should be done regularly by netting.
	Brooder	Pond water and feed	Maintain minimum depth of 2.0-2.2 m. Maintain good quality water. Provide feed @ 3-5 % body weight per day.
	Breeding	Hormone	Fish hormones like ovaprim, ovatide or Wova-FH can be injected in both the brooders @ 0.5 ml/kg of fish for catla, rohu and mirgal; 0.5-0.7 ml/kg for grass carp/ ngakra.
Integrated Fish Farming	Fish	Same as grow out fish management	Same as grow out fish farming management.
	Pig		About 30-40 two months old pigs may be kept for proper fertilization of the one ha pond. Pigs are feed on mash at an average of 1kg/day. Green grasses or animal folder is also provided. Grass with interlocked soil in the root system (sod) is provided once a week to avoid mineral deficiency.
	Duck		200-400 ducks of 2-3 months old are sufficient to adequately fertilize a 1 ha pond.

North East Region

24 June 2015



Agriculture vigour is good in valleys of North-East states which cover parts of Assam. NDVI values vary from 0.2-0.3. Normal NDVI conditions are observed all over NE region.



**ICAR Research Complex for N.E.H. Region
Manipur Centre, Lamphelpat, Imphal - 795 004**



“Gramin Krishi Mausam Seva”

MANIPUR BULLETIN

26th June, 2015

Churachandpur

IAAS, ICAR-RC Manipur Centre in association with India Meteorological Department, Regional Meteorological Centre, Guwahati and Northern Hemisphere Analysis Centre, New Delhi, Ministry of Earth Science, Govt. of India reports the weather forecasts for the next five days, i.e., from 27th June to 1st July, 2015 as below:

Significant past weather for the preceding bi-weekly of Imphal - West (23rd to 25th June, 2015)

During last three days sky was partly cloudy to cloudy. **84.7 mm** rainfall was recorded during last three days. Maximum temperature range observed was 27.0 – 29.5 °C, range of minimum temperature observed was 21.9 – 22.4 °C, mean relative humidity observed in morning and afternoon were 88.0 % and 87.67 % respectively. The average wind speed range was 2.6 – 5.9 km/hr.

Weather forecast for next five days of Churachandpur (27th June to 1st July, 2015)

There may be light to moderate rains upto Wednesday. Sky will remain partly cloudy to cloudy upto with maximum temp. of 26.0 – 30.0 °C & minimum temp. 20.0 – 21.0 °C. Relative humidity may reach upto 99 % (max RH) & 84 % (min RH). The average wind speed may be 2-4 km/ hr during next five days. The Wind direction may be easterly to southerly.

Name of the crop	Stage	Pest and disease	Agro-meteorological advisories
Field Crops			
Pre-kharif Rice	Maturity to Harvesting stage		<ul style="list-style-type: none"> - Drain the water in fields nearly 10-15 days before the expected harvest date. - Rice can be harvested when 80% of panicles turn hard & golden yellow. Over maturity should be avoided to reduce shattering losses. - If the crop is in ready to harvest stage then harvest it before Sunday as it is likely to have moderate rain from 28th June.
Kharif Rice	Direct seeding/ Uprooting/ transplanting & early vegetative		<ul style="list-style-type: none"> - For Direct seeded crop: <ol style="list-style-type: none"> a. Dry seeding: It may be done in elevated fields upto June. Sow with row seeder/ seed drill. b. Wet seeding: Pre-soaked seeds may be seeded during June to July in the fields which can be kept moist (wet). The excess water should be drained out before seeding. - Apply 65kg Urea, 250 kg SSP and 45 kg MOP per hectare at the time of final leveling before transplanting. - Uproot seedlings at 25 to 35 days after sowing depending on availability of water. About 1200 to 1300 bundles of seedlings (40cm diameter) may be required for transplanting one hectare area. - Seedling of Main season rice can be raised upto first week of July and can be transplanted within 3rd week of July (for late transplanting).
Kharif maize	Flowering		<ul style="list-style-type: none"> - Weeding may be done for crops after moderate rain from 28th June. - Maintain proper drainage system to avoid water logging.
Soybean/ Groundnut	Vegetative to flowering		<ul style="list-style-type: none"> - Maintain proper drainage system to avoid water logging. - Earthing-up & weeding should be done after rain to avoid hairy caterpillar. - If not sown early, sowing must be done before 1st fortnight of July.
Storage (seed)			<ul style="list-style-type: none"> - Dry, clean and store the seeds in RC-seed bins after proper drying of seeds and charcoal. Check for moisture content or weight of seeds. After proper drying, store grains/ seeds in well ventilated godowns.
Horticulture Crops			
Orange/ Lemon	Vegetative		<ul style="list-style-type: none"> Spray Carbendazim @2g/lit water or Metalxyl + Mencozeb @ 2.5 g/lit water on sunny day. After 7 days spray Imidachloprid @ 5ml/ 10 lit of water. - Apply 650g Urea, 1250g SSP and 450g MOP per tree in circular trench around the trunk.
Passion Fruit	Fruiting	Fruit rot	Spray Metalxyl + Mencozeb @ 2 g/lit water at 7 days interval.
		Anthraxnose	Spray Carbendazim 12% + Mencozeb 63% WP @1 mg/lit of water.
		Collar rot	Drench the soil of collar region with 1% Bordeaux mixture.
		Brown spot	- Remove the infected leaves and burn and spray Zineb@ 2 mg/ lit of water.
		Termite	Apply Chloropyriphos 10%G @ 25kg/ha into the soil.
		Fruit fly	Apply poison baiting with Jaggery + fruit juice + Malathion (20:20:1) @ 40-50 baits/ ha.
		Thrips	Spray Imidachloprid 17.8% SL @ 1ml/ lit of water.
Pineapple	Fruiting		Spray Zineb @ 2g/lit of water.
Turmeric + French Bean			- Sow dwarf variety French bean as an inter-crop with turmeric in upland area.
Papaya	Fruiting		- Collect the severely infested fruits and destroy.



**ICAR Research Complex for N.E.H. Region
Manipur Centre, Lamphelpat, Imphal - 795 004**



“Gramin Krishi Mausam Seva”

			<ul style="list-style-type: none"> - Harvest the fruit at 1/4th ripening stage. - Use Methyl Eugenol trap. - Spray Dimethoate @ 2ml/lit of water.
Chilli	Fruiting to harvesting		<ul style="list-style-type: none"> - After harvesting of matured fruits spray Copper oxichloride (0.3%) or Mancozeb alternatively with Metalxyl + Mencozeb combination at 15 days interval is recommended.
Turmeric	Vegetative		<ul style="list-style-type: none"> - For grown up plants spray Mancozeb alternatively with Metalxyl + Mencozeb @ 2.5 ml/lit of water as prophylactic measures against disease at 15days interval after the rain. - Avoid water logging in and around the crop field.

Animal Sciences


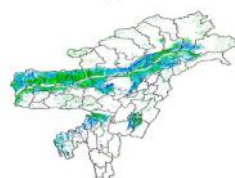
Name of the animal	Growth stage	Disease/ infestation	Agro-meteorological advisories
Poultry (Chicken/ Turkey/ Duck)	All age groups	Management	<ul style="list-style-type: none"> - Repair the roof of the shed and leakage, if any, it will cause caking of the litter. Avoid ammonia by using lime powder @ 4-5 kg per 100 sq. ft. - Use any water sanitizer/ Potassium permanganate in drinking water.
		Deworming	Use Piperazine liquid @ 40-50 for 100 adult birds.
Sheep/ Goat	Above 3 months of age	Fascioliosis/ Deworming	Give Tolzan-F @ 0.5ml/10kg body weight in association with vitamins.
Pig	All age groups	Preventive measures	Treat drinking water with potassium permanganate/ sanitizer. Provide ample ventilation in the shed/ dry bedding. Avoid dampness in sheds.
		Scabies/ mites	Application of Scaboma will prevent scabies.
		Deworming	Give Piperazine liquid @ 10-15ml orally once only.
Cattle / Buffalo/ Mithun	Above 3 months of age (as and when required)	Amphistomiasis	Give Tolzan @ 10-15mg/kg body weight.
		Skin infections	<ul style="list-style-type: none"> - Use Butox liq. @ 2ml/ litres of water and brush the animal using the solution at 15 days interval. * For Mithun, give Ivermectin @ 200 mg per kg body weight at the time of salt feeding.

Fishery:

Type of Farming	Stage	Management	Agro-metrological advisories
Carp culture	Nurseries/ grow-out	Pond and water	Maintain minimum depth of 1.0 - 1.5 m and pH at 7.0 – 7.5. Apply Lime/ Green AQ for maintaining good quality water. Make culture water fresh and clean with high oxygen content.
		Feed	Provide feed 2-3 times @ 5-10% body weight per day. Provide good feed having 30% crude protein fortified with vitamins and mineral.
		Fish	For semi-intensive farming, 8000-10000 fingerlings can be stocked in one hectare pond. - Stocking ratio may be maintained at 40% of surface feeder, 30% column feeder and 30% bottom feeder. - Sampling of fish for growth, disease should be done regularly by netting.
	Brooder	Pond water and feed	Maintain minimum depth of 2.0-2.2 m. Maintain good quality water. Provide feed @ 3-5 % body weight per day.
	Breeding	Hormone	Fish hormones like ovaprim, ovatide or Wova-FH can be injected in both the brooders @ 0.5 ml/kg of fish for catla, rohu and mirgal; 0.5-0.7 ml/kg for grass carp/ ngakra.
Integrated Fish Farming	Fish	Same as grow out fish management	Same as grow out fish farming management.
	Pig		About 30-40 two months old pigs may be kept for proper fertilization of the one ha pond. Pigs are feed on mash at an average of 1kg/day. Green grasses or animal folder is also provided. Grass with interlocked soil in the root system (sod) is provided once a week to avoid mineral deficiency.
	Duck		200-400 ducks of 2-3 months old are sufficient to adequately fertilize a 1 ha pond.

North East Region

24 June 2015



Agriculture vigour is good in valleys of North-East states which cover parts of Assam. NDVI values vary from 0.2-0.3. Normal NDVI conditions are observed all over NE region.



**ICAR Research Complex for N.E.H. Region
Manipur Centre, Lamphelpat, Imphal - 795 004**



“Gramin Krishi Mausam Seva”

MANIPUR BULLETIN

26th June, 2015

Imphal-East

IAAS, ICAR-RC Manipur Centre in association with India Meteorological Department, Regional Meteorological Centre, Guwahati and Northern Hemisphere Analysis Centre, New Delhi, Ministry of Earth Science, Govt. of India reports the weather forecasts for the next five days, i.e., from 27th June to 1st July, 2015 as below:

Significant past weather for the preceding bi-weekly of Imphal - West (23rd to 25th June, 2015)

During last three days sky was partly cloudy to cloudy. **84.7 mm** rainfall was recorded during last three days. Maximum temperature range observed was 27.0 – 29.5 °C, range of minimum temperature observed was 21.9 – 22.4 °C, mean relative humidity observed in morning and afternoon were 88.0 % and 87.67 % respectively. The average wind speed range was 2.6 – 5.9 km/hr.

Weather forecast for next five days of Imphal - East (27th June to 1st July, 2015)

There may be light to moderate rains upto Wednesday. Sky will remain partly cloudy to cloudy upto with maximum temp. of 29.0 – 31.0 °C & minimum temp. 21.0 – 23.0 °C. Relative humidity may reach upto 100 % (max RH) & 74 % (min RH). The average wind speed may be 0-3 km/ hr during next five days. The Wind direction may be south easterly to Westerly.

Name of the crop	Stage	Pest and disease	Agro-meteorological advisories
Field Crops			
Pre-kharif Rice	Maturity to Harvesting stage		<ul style="list-style-type: none"> - Drain the water in fields nearly 10-15 days before the expected harvest date. - Rice can be harvested when 80% of panicles turn hard & golden yellow. Over maturity should be avoided to reduce shattering losses. - If the crop is in ready to harvest stage then harvest it before Sunday as it is likely to have moderate rain from 28th June.
Kharif Rice	Direct seeding/ Uprooting/ transplanting & early vegetative		<ul style="list-style-type: none"> - For Direct seeded crop: <ol style="list-style-type: none"> a. Dry seeding: It may be done in elevated fields upto June. Sow with row seeder/ seed drill. b. Wet seeding: Pre-soaked seeds may be seeded during June to July in the fields which can be kept moist (wet). The excess water should be drained out before seeding. - Apply 65kg Urea, 250 kg SSP and 45 kg MOP per hectare at the time of final leveling before transplanting. - Uproot seedlings at 25 to 35 days after sowing depending on availability of water. About 1200 to 1300 bundles of seedlings (40cm diameter) may be required for transplanting one hectare area. - Seedling of Main season rice can be raised upto first week of July and can be transplanted within 3rd week of July (for late transplanting).
Kharif maize	Flowering		<ul style="list-style-type: none"> - Weeding may be done for crops after moderate rain from 28th June. - Maintain proper drainage system to avoid water logging.
Soybean/ Groundnut	Vegetative to flowering		<ul style="list-style-type: none"> - Maintain proper drainage system to avoid water logging. - Earthing-up & weeding should be done after rain to avoid hairy caterpillar. - If not sown early, sowing must be done before 1st fortnight of July.
Storage (seed)			<ul style="list-style-type: none"> - Dry, clean and store the seeds in RC-seed bins after proper drying of seeds and charcoal. Check for moisture content or weight of seeds. After proper drying, store grains/ seeds in well ventilated godowns.
Horticulture Crops			
Orange/ Lemon	Vegetative		<ul style="list-style-type: none"> Spray Carbendazim @2g/lit water or Metalxyl + Mencozeb @ 2.5 g/lit water on sunny day. After 7 days spray Imidachloprid @ 5ml/ 10 lit of water. - Apply 650g Urea, 1250g SSP and 450g MOP per tree in circular trench around the trunk.
Passion Fruit	Fruiting	Fruit rot	Spray Metalxyl + Mencozeb @ 2 g/lit water at 7 days interval.
		Anthraxnose	Spray Carbendazim 12% + Mencozeb 63% WP @1 mg/lit of water.
		Collar rot	Drench the soil of collar region with 1% Bordeaux mixture.
		Brown spot	- Remove the infected leaves and burn and spray Zineb@ 2 mg/ lit of water.
		Termite	Apply Chloropyriphos 10%G @ 25kg/ha into the soil.
		Fruit fly	Apply poison baiting with Jaggery + fruit juice + Malathion (20:20:1) @ 40-50 baits/ ha.
		Thrips	Spray Imidachloprid 17.8% SL @ 1ml/ lit of water.
Pineapple	Fruiting		Spray Zineb @ 2g/lit of water.
Turmeric + French Bean			- Sow dwarf variety French bean as an inter-crop with turmeric in upland area.
Papaya	Fruiting		- Collect the severely infested fruits and destroy.



**ICAR Research Complex for N.E.H. Region
Manipur Centre, Lamphelpat, Imphal - 795 004**



“Gramin Krishi Mausam Seva”

			<ul style="list-style-type: none"> - Harvest the fruit at 1/4th ripening stage. - Use Methyl Eugenol trap. - Spray Dimethoate @ 2ml/lit of water.
Chilli	Fruiting to harvesting		<ul style="list-style-type: none"> - After harvesting of matured fruits spray Copper oxichloride (0.3%) or Mancozeb alternatively with Metalxyl + Mencozeb combination at 15 days interval is recommended.
Turmeric	Vegetative		<ul style="list-style-type: none"> - For grown up plants spray Mancozeb alternatively with Metalxyl + Mencozeb @ 2.5 ml/lit of water as prophylactic measures against disease at 15days interval after the rain. - Avoid water logging in and around the crop field.

Animal Sciences


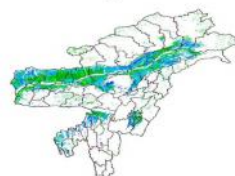
Name of the animal	Growth stage	Disease/ infestation	Agro-meteorological advisories
Poultry (Chicken/ Turkey/ Duck)	All age groups	Management	<ul style="list-style-type: none"> - Repair the roof of the shed and leakage, if any, it will cause caking of the litter. Avoid ammonia by using lime powder @ 4-5 kg per 100 sq. ft. - Use any water sanitizer/ Potassium permanganate in drinking water.
		Deworming	Use Piperazine liquid @ 40-50 for 100 adult birds.
Sheep/ Goat	Above 3 months of age	Fascioliosis/ Deworming	Give Tolzan-F @ 0.5ml/10kg body weight in association with vitamins.
Pig	All age groups	Preventive measures	Treat drinking water with potassium permanganate/ sanitizer. Provide ample ventilation in the shed/ dry bedding. Avoid dampness in sheds.
		Scabies/ mites	Application of Scaboma will prevent scabies.
		Deworming	Give Piperazine liquid @ 10-15ml orally once only.
Cattle / Buffalo/ Mithun	Above 3 months of age (as and when required)	Amphistomiasis	Give Tolzan @ 10-15mg/kg body weight.
		Skin infections	<ul style="list-style-type: none"> - Use Butox liq. @ 2ml/ litres of water and brush the animal using the solution at 15 days interval. * For Mithun, give Ivermectin @ 200 mg per kg body weight at the time of salt feeding.

Fishery:

Type of Farming	Stage	Management	Agro-metrological advisories
Carp culture	Nurseries/ grow-out	Pond and water	Maintain minimum depth of 1.0 - 1.5 m and pH at 7.0 – 7.5. Apply Lime/ Green AQ for maintaining good quality water. Make culture water fresh and clean with high oxygen content.
		Feed	Provide feed 2-3 times @ 5-10% body weight per day. Provide good feed having 30% crude protein fortified with vitamins and mineral.
		Fish	For semi-intensive farming, 8000-10000 fingerlings can be stocked in one hectare pond. - Stocking ratio may be maintained at 40% of surface feeder, 30% column feeder and 30% bottom feeder. - Sampling of fish for growth, disease should be done regularly by netting.
	Brooder	Pond water and feed	Maintain minimum depth of 2.0-2.2 m. Maintain good quality water. Provide feed @ 3-5 % body weight per day.
	Breeding	Hormone	Fish hormones like ovaprim, ovatide or Wova-FH can be injected in both the brooders @ 0.5 ml/kg of fish for catla, rohu and mirgal; 0.5-0.7 ml/kg for grass carp/ ngakra.
Integrated Fish Farming	Fish	Same as grow out fish management	Same as grow out fish farming management.
	Pig		About 30-40 two months old pigs may be kept for proper fertilization of the one ha pond. Pigs are feed on mash at an average of 1kg/day. Green grasses or animal folder is also provided. Grass with interlocked soil in the root system (sod) is provided once a week to avoid mineral deficiency.
	Duck		200-400 ducks of 2-3 months old are sufficient to adequately fertilize a 1 ha pond.

North East Region

24 June 2015



Agriculture vigour is good in valleys of North-East states which cover parts of Assam. NDVI values vary from 0.2-0.3. Normal NDVI conditions are observed all over NE region.



**ICAR Research Complex for N.E.H. Region
Manipur Centre, Lamphelpat, Imphal - 795 004**



“Gramin Krishi Mausam Seva”

MANIPUR BULLETIN

26th June, 2015

Imphal-West

IAAS, ICAR-RC Manipur Centre in association with India Meteorological Department, Regional Meteorological Centre, Guwahati and Northern Hemisphere Analysis Centre, New Delhi, Ministry of Earth Science, Govt. of India reports the weather forecasts for the next five days, i.e., from 27th June to 1st July, 2015 as below:

Significant past weather for the preceding bi-weekly of Imphal - West (23rd to 25th June, 2015)

During last three days sky was partly cloudy to cloudy. **84.7 mm** rainfall was recorded during last three days. Maximum temperature range observed was 27.0 – 29.5 °C, range of minimum temperature observed was 21.9 – 22.4 °C, mean relative humidity observed in morning and afternoon were 88.0 % and 87.67 % respectively. The average wind speed range was 2.6 – 5.9 km/hr.

Weather forecast for next five days of Imphal - West (27th June to 1st July, 2015)

There may be light to moderate rains upto Wednesday. Sky will remain partly cloudy to cloudy upto with maximum temp. of 27.0 – 31.0 °C & minimum temp. 20.0 – 22.0 °C. Relative humidity may reach upto 99 % (max RH) & 76 % (min RH). The average wind speed may be 0-3 km/ hr during next five days. The Wind direction may be south easterly to Westerly.

Name of the crop	Stage	Pest and disease	Agro-meteorological advisories
Field Crops			
Pre-kharif Rice	Maturity to Harvesting stage		<ul style="list-style-type: none"> - Drain the water in fields nearly 10-15 days before the expected harvest date. - Rice can be harvested when 80% of panicles turn hard & golden yellow. Over maturity should be avoided to reduce shattering losses. - If the crop is in ready to harvest stage then harvest it before Sunday as it is likely to have moderate rain from 28th June.
Kharif Rice	Direct seeding/ Uprooting/ transplanting & early vegetative		<ul style="list-style-type: none"> - For Direct seeded crop: <ol style="list-style-type: none"> a. Dry seeding: It may be done in elevated fields upto June. Sow with row seeder/ seed drill. b. Wet seeding: Pre-soaked seeds may be seeded during June to July in the fields which can be kept moist (wet). The excess water should be drained out before seeding. - Apply 65kg Urea, 250 kg SSP and 45 kg MOP per hectare at the time of final leveling before transplanting. - Uproot seedlings at 25 to 35 days after sowing depending on availability of water. About 1200 to 1300 bundles of seedlings (40cm diameter) may be required for transplanting one hectare area. - Seedling of Main season rice can be raised upto first week of July and can be transplanted within 3rd week of July (for late transplanting).
Kharif maize	Flowering		<ul style="list-style-type: none"> - Weeding may be done for crops after moderate rain from 28th June. - Maintain proper drainage system to avoid water logging.
Soybean/ Groundnut	Vegetative to flowering		<ul style="list-style-type: none"> - Maintain proper drainage system to avoid water logging. - Earthing-up & weeding should be done after rain to avoid hairy caterpillar. - If not sown early, sowing must be done before 1st fortnight of July.
Storage (seed)			<ul style="list-style-type: none"> - Dry, clean and store the seeds in RC-seed bins after proper drying of seeds and charcoal. Check for moisture content or weight of seeds. After proper drying, store grains/ seeds in well ventilated godowns.
Horticulture Crops			
Orange/ Lemon	Vegetative		<ul style="list-style-type: none"> Spray Carbendazim @2g/lit water or Metalxyl + Mencozeb @ 2.5 g/lit water on sunny day. After 7 days spray Imidachloprid @ 5ml/ 10 lit of water. - Apply 650g Urea, 1250g SSP and 450g MOP per tree in circular trench around the trunk.
Passion Fruit	Fruiting	Fruit rot	Spray Metalxyl + Mencozeb @ 2 g/lit water at 7 days interval.
		Anthraxnose	Spray Carbendazim 12% + Mencozeb 63% WP @1 mg/lit of water.
		Collar rot	Drench the soil of collar region with 1% Bordeaux mixture.
		Brown spot	- Remove the infected leaves and burn and spray Zineb@ 2 mg/ lit of water.
		Termite	Apply Chloropyriphos 10%G @ 25kg/ha into the soil.
		Fruit fly	Apply poison baiting with Jaggery + fruit juice + Malathion (20:20:1) @ 40-50 baits/ ha.
		Thrips	Spray Imidachloprid 17.8% SL @ 1ml/ lit of water.
Pineapple	Fruiting		Spray Zineb @ 2g/lit of water.
Turmeric + French Bean			- Sow dwarf variety French bean as an inter-crop with turmeric in upland area.
Papaya	Fruiting		- Collect the severely infested fruits and destroy.



**ICAR Research Complex for N.E.H. Region
Manipur Centre, Lamphelpat, Imphal - 795 004**



“Gramin Krishi Mausam Seva”

			<ul style="list-style-type: none"> - Harvest the fruit at 1/4th ripening stage. - Use Methyl Eugenol trap. - Spray Dimethoate @ 2ml/lit of water.
Chilli	Fruiting to harvesting		<ul style="list-style-type: none"> - After harvesting of matured fruits spray Copper oxichloride (0.3%) or Mancozeb alternatively with Metalxyl + Mencozeb combination at 15 days interval is recommended.
Turmeric	Vegetative		<ul style="list-style-type: none"> - For grown up plants spray Mancozeb alternatively with Metalxyl + Mencozeb @ 2.5 ml/lit of water as prophylactic measures against disease at 15days interval after the rain. - Avoid water logging in and around the crop field.

Animal Sciences


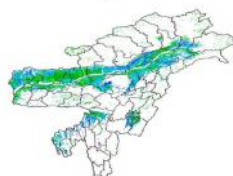
Name of the animal	Growth stage	Disease/ infestation	Agro-meteorological advisories
Poultry (Chicken/ Turkey/ Duck)	All age groups	Management	<ul style="list-style-type: none"> - Repair the roof of the shed and leakage, if any, it will cause caking of the litter. Avoid ammonia by using lime powder @ 4-5 kg per 100 sq. ft. - Use any water sanitizer/ Potassium permanganate in drinking water.
		Deworming	Use Piperazine liquid @ 40-50 for 100 adult birds.
Sheep/ Goat	Above 3 months of age	Fascioliosis/ Deworming	Give Tolzan-F @ 0.5ml/10kg body weight in association with vitamins.
Pig	All age groups	Preventive measures	Treat drinking water with potassium permanganate/ sanitizer. Provide ample ventilation in the shed/ dry bedding. Avoid dampness in sheds.
		Scabies/ mites	Application of Scaboma will prevent scabies.
		Deworming	Give Piperazine liquid @ 10-15ml orally once only.
Cattle / Buffalo/ Mithun	Above 3 months of age (as and when required)	Amphistomiasis	Give Tolzan @ 10-15mg/kg body weight.
		Skin infections	<ul style="list-style-type: none"> - Use Butox liq. @ 2ml/ litres of water and brush the animal using the solution at 15 days interval. * For Mithun, give Ivermectin @ 200 mg per kg body weight at the time of salt feeding.

Fishery:

Type of Farming	Stage	Management	Agro-metrological advisories
Carp culture	Nurseries/ grow-out	Pond and water	Maintain minimum depth of 1.0 - 1.5 m and pH at 7.0 – 7.5. Apply Lime/ Green AQ for maintaining good quality water. Make culture water fresh and clean with high oxygen content.
		Feed	Provide feed 2-3 times @ 5-10% body weight per day. Provide good feed having 30% crude protein fortified with vitamins and mineral.
		Fish	For semi-intensive farming, 8000-10000 fingerlings can be stocked in one hectare pond. - Stocking ratio may be maintained at 40% of surface feeder, 30% column feeder and 30% bottom feeder. - Sampling of fish for growth, disease should be done regularly by netting.
	Brooder	Pond water and feed	Maintain minimum depth of 2.0-2.2 m. Maintain good quality water. Provide feed @ 3-5 % body weight per day.
	Breeding	Hormone	Fish hormones like ovaprim, ovatide or Wova-FH can be injected in both the brooders @ 0.5 ml/kg of fish for catla, rohu and mirgal; 0.5-0.7 ml/kg for grass carp/ ngakra.
Integrated Fish Farming	Fish	Same as grow out fish management	Same as grow out fish farming management.
	Pig		About 30-40 two months old pigs may be kept for proper fertilization of the one ha pond. Pigs are feed on mash at an average of 1kg/day. Green grasses or animal folder is also provided. Grass with interlocked soil in the root system (sod) is provided once a week to avoid mineral deficiency.
	Duck		200-400 ducks of 2-3 months old are sufficient to adequately fertilize a 1 ha pond.

North East Region

24 June 2015



Agriculture vigour is good in valleys of North-East states which cover parts of Assam. NDVI values vary from 0.2-0.3. Normal NDVI conditions are observed all over NE region.



**ICAR Research Complex for N.E.H. Region
Manipur Centre, Lamphelpat, Imphal - 795 004**



“Gramin Krishi Mausam Seva”

MANIPUR BULLETIN

26th June, 2015

Senapati

IAAS, ICAR-RC Manipur Centre in association with India Meteorological Department, Regional Meteorological Centre, Guwahati and Northern Hemisphere Analysis Centre, New Delhi, Ministry of Earth Science, Govt. of India reports the weather forecasts for the next five days, i.e., from 27th June to 1st July, 2015 as below:

Significant past weather for the preceding bi-weekly of Imphal - West (23rd to 25th June, 2015)

During last three days sky was partly cloudy to cloudy. **84.7 mm** rainfall was recorded during last three days. Maximum temperature range observed was 27.0 – 29.5 °C, range of minimum temperature observed was 21.9 – 22.4 °C, mean relative humidity observed in morning and afternoon were 88.0 % and 87.67 % respectively. The average wind speed range was 2.6 – 5.9 km/hr.

Weather forecast for next five days of Senapati (27th June to 1st July, 2015)

There may be light to moderate rains upto Wednesday. Sky will remain partly cloudy to cloudy upto with maximum temp. of 26.0 – 29.0 °C & minimum temp. 17.0 – 20.0 °C. Relative humidity may reach upto 99 % (max RH) & 72 % (min RH). The average wind speed may be 0-2 km/ hr during next five days. The Wind direction may be southerly to westerly.

Name of the crop	Stage	Pest and disease	Agro-meteorological advisories
Field Crops			
Pre-kharif Rice	Maturity to Harvesting stage		<ul style="list-style-type: none"> - Drain the water in fields nearly 10-15 days before the expected harvest date. - Rice can be harvested when 80% of panicles turn hard & golden yellow. Over maturity should be avoided to reduce shattering losses. - If the crop is in ready to harvest stage then harvest it before Sunday as it is likely to have moderate rain from 28th June.
Kharif Rice	Direct seeding/ Uprooting/ transplanting & early vegetative		<ul style="list-style-type: none"> - For Direct seeded crop: <ul style="list-style-type: none"> a. Dry seeding: It may be done in elevated fields upto June. Sow with row seeder/ seed drill. b. Wet seeding: Pre-soaked seeds may be seeded during June to July in the fields which can be kept moist (wet). The excess water should be drained out before seeding. - Apply 65kg Urea, 250 kg SSP and 45 kg MOP per hectare at the time of final leveling before transplanting. - Uproot seedlings at 25 to 35 days after sowing depending on availability of water. About 1200 to 1300 bundles of seedlings (40cm diameter) may be required for transplanting one hectare area. - Seedling of Main season rice can be raised upto first week of July and can be transplanted within 3rd week of July (for late transplanting).
Kharif maize	Flowering		<ul style="list-style-type: none"> - Weeding may be done for crops after moderate rain from 28th June. - Maintain proper drainage system to avoid water logging.
Soybean/ Groundnut	Vegetative to flowering		<ul style="list-style-type: none"> - Maintain proper drainage system to avoid water logging. - Earthing-up & weeding should be done after rain to avoid hairy caterpillar. - If not sown early, sowing must be done before 1st fortnight of July.
Storage (seed)			<ul style="list-style-type: none"> - Dry, clean and store the seeds in RC-seed bins after proper drying of seeds and charcoal. Check for moisture content or weight of seeds. After proper drying, store grains/ seeds in well ventilated godowns.
Horticulture Crops			
Orange/ Lemon	Vegetative		<ul style="list-style-type: none"> Spray Carbendazim @2g/lit water or Metalxyl + Mencozeb @ 2.5 g/lit water on sunny day. After 7 days spray Imidachloprid @ 5ml/ 10 lit of water. - Apply 650g Urea, 1250g SSP and 450g MOP per tree in circular trench around the trunk.
Passion Fruit	Fruiting	Fruit rot	Spray Metalxyl + Mencozeb @ 2 g/lit water at 7 days interval.
		Anthraxnose	Spray Carbendazim 12% + Mencozeb 63% WP @1 mg/lit of water.
		Collar rot	Drench the soil of collar region with 1% Bordeaux mixture.
		Brown spot	- Remove the infected leaves and burn and spray Zineb@ 2 mg/ lit of water.
		Termite	Apply Chloropyriphos 10%G @ 25kg/ha into the soil.
		Fruit fly	Apply poison baiting with Jaggery + fruit juice + Malathion (20:20:1) @ 40-50 baits/ ha.
		Thrips	Spray Imidachloprid 17.8% SL @ 1ml/ lit of water.
Pineapple	Fruiting		Spray Zineb @ 2g/lit of water.
Turmeric + French Bean			- Sow dwarf variety French bean as an inter-crop with turmeric in upland area.
Papaya	Fruiting		- Collect the severely infested fruits and destroy.



**ICAR Research Complex for N.E.H. Region
Manipur Centre, Lamphelpat, Imphal - 795 004**



“Gramin Krishi Mausam Seva”

			<ul style="list-style-type: none"> - Harvest the fruit at 1/4th ripening stage. - Use Methyl Eugenol trap. - Spray Dimethoate @ 2ml/lit of water.
Chilli	Fruiting to harvesting		<ul style="list-style-type: none"> - After harvesting of matured fruits spray Copper oxichloride (0.3%) or Mancozeb alternatively with Metalxyl + Mencozeb combination at 15 days interval is recommended.
Turmeric	Vegetative		<ul style="list-style-type: none"> - For grown up plants spray Mancozeb alternatively with Metalxyl + Mencozeb @ 2.5 ml/lit of water as prophylactic measures against disease at 15days interval after the rain. - Avoid water logging in and around the crop field.

Animal Sciences


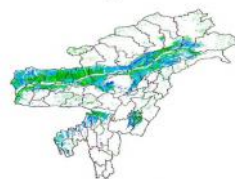
Name of the animal	Growth stage	Disease/ infestation	Agro-meteorological advisories
Poultry (Chicken/ Turkey/ Duck)	All age groups	Management	<ul style="list-style-type: none"> - Repair the roof of the shed and leakage, if any, it will cause caking of the litter. Avoid ammonia by using lime powder @ 4-5 kg per 100 sq. ft. - Use any water sanitizer/ Potassium permanganate in drinking water.
		Deworming	Use Piperazine liquid @ 40-50 for 100 adult birds.
Sheep/ Goat	Above 3 months of age	Fascioliosis/ Deworming	Give Tolzan-F @ 0.5ml/10kg body weight in association with vitamins.
Pig	All age groups	Preventive measures	Treat drinking water with potassium permanganate/ sanitizer. Provide ample ventilation in the shed/ dry bedding. Avoid dampness in sheds.
		Scabies/ mites	Application of Scaboma will prevent scabies.
		Deworming	Give Piperazine liquid @ 10-15ml orally once only.
Cattle / Buffalo/ Mithun	Above 3 months of age (as and when required)	Amphistomiasis	Give Tolzan @ 10-15mg/kg body weight.
		Skin infections	<ul style="list-style-type: none"> - Use Butox liq. @ 2ml/ litres of water and brush the animal using the solution at 15 days interval. * For Mithun, give Ivermectin @ 200 mg per kg body weight at the time of salt feeding.

Fishery:

Type of Farming	Stage	Management	Agro-metrological advisories
Carp culture	Nurseries/ grow-out	Pond and water	Maintain minimum depth of 1.0 - 1.5 m and pH at 7.0 – 7.5. Apply Lime/ Green AQ for maintaining good quality water. Make culture water fresh and clean with high oxygen content.
		Feed	Provide feed 2-3 times @ 5-10% body weight per day. Provide good feed having 30% crude protein fortified with vitamins and mineral.
		Fish	For semi-intensive farming, 8000-10000 fingerlings can be stocked in one hectare pond. - Stocking ratio may be maintained at 40% of surface feeder, 30% column feeder and 30% bottom feeder. - Sampling of fish for growth, disease should be done regularly by netting.
	Brooder	Pond water and feed	Maintain minimum depth of 2.0-2.2 m. Maintain good quality water. Provide feed @ 3-5 % body weight per day.
	Breeding	Hormone	Fish hormones like ovaprim, ovatide or Wova-FH can be injected in both the brooders @ 0.5 ml/kg of fish for catla, rohu and mirgal; 0.5-0.7 ml/kg for grass carp/ ngakra.
Integrated Fish Farming	Fish	Same as grow out fish management	Same as grow out fish farming management.
	Pig		About 30-40 two months old pigs may be kept for proper fertilization of the one ha pond. Pigs are feed on mash at an average of 1kg/day. Green grasses or animal folder is also provided. Grass with interlocked soil in the root system (sod) is provided once a week to avoid mineral deficiency.
	Duck		200-400 ducks of 2-3 months old are sufficient to adequately fertilize a 1 ha pond.

North East Region

24 June 2015



Agriculture vigour is good in valleys of North-East states which cover parts of Assam. NDVI values vary from 0.2-0.3. Normal NDVI conditions are observed all over NE region.



**ICAR Research Complex for N.E.H. Region
Manipur Centre, Lamphelpat, Imphal - 795 004**



“Gramin Krishi Mausam Seva”

MANIPUR BULLETIN

26th June, 2015

Tamenglong

IAAS, ICAR-RC Manipur Centre in association with India Meteorological Department, Regional Meteorological Centre, Guwahati and Northern Hemisphere Analysis Centre, New Delhi, Ministry of Earth Science, Govt. of India reports the weather forecasts for the next five days, i.e., from 27th June to 1st July, 2015 as below:

Significant past weather for the preceding bi-weekly of Imphal - West (23rd to 25th June, 2015)

During last three days sky was partly cloudy to cloudy. **84.7 mm** rainfall was recorded during last three days. Maximum temperature range observed was 27.0 – 29.5 °C, range of minimum temperature observed was 21.9 – 22.4 °C, mean relative humidity observed in morning and afternoon were 88.0 % and 87.67 % respectively. The average wind speed range was 2.6 – 5.9 km/hr.

Weather forecast for next five days of Tamenglong (27th June to 1st July, 2015)

There may be light to moderate rains upto Wednesday. Sky will remain partly cloudy to cloudy upto with maximum temp. of 26.0 – 30.0 °C & minimum temp. 19.0 – 21.0 °C. Relative humidity may reach upto 99 % (max RH) & 80 % (min RH). The average wind speed may be 2-3 km/ hr during next five days. The Wind direction may be southerly to westerly.

Name of the crop	Stage	Pest and disease	Agro-meteorological advisories
Field Crops			
Pre-kharif Rice	Maturity to Harvesting stage		<ul style="list-style-type: none"> - Drain the water in fields nearly 10-15 days before the expected harvest date. - Rice can be harvested when 80% of panicles turn hard & golden yellow. Over maturity should be avoided to reduce shattering losses. - If the crop is in ready to harvest stage then harvest it before Sunday as it is likely to have moderate rain from 28th June.
Kharif Rice	Direct seeding/ Uprooting/ transplanting & early vegetative		<ul style="list-style-type: none"> - For Direct seeded crop: <ul style="list-style-type: none"> a. Dry seeding: It may be done in elevated fields upto June. Sow with row seeder/ seed drill. b. Wet seeding: Pre-soaked seeds may be seeded during June to July in the fields which can be kept moist (wet). The excess water should be drained out before seeding. - Apply 65kg Urea, 250 kg SSP and 45 kg MOP per hectare at the time of final leveling before transplanting. - Uproot seedlings at 25 to 35 days after sowing depending on availability of water. About 1200 to 1300 bundles of seedlings (40cm diameter) may be required for transplanting one hectare area. - Seedling of Main season rice can be raised upto first week of July and can be transplanted within 3rd week of July (for late transplanting).
Kharif maize	Flowering		<ul style="list-style-type: none"> - Weeding may be done for crops after moderate rain from 28th June. - Maintain proper drainage system to avoid water logging.
Soybean/ Groundnut	Vegetative to flowering		<ul style="list-style-type: none"> - Maintain proper drainage system to avoid water logging. - Earthing-up & weeding should be done after rain to avoid hairy caterpillar. - If not sown early, sowing must be done before 1st fortnight of July.
Storage (seed)			<ul style="list-style-type: none"> - Dry, clean and store the seeds in RC-seed bins after proper drying of seeds and charcoal. Check for moisture content or weight of seeds. After proper drying, store grains/ seeds in well ventilated godowns.
Horticulture Crops			
Orange/ Lemon	Vegetative		<ul style="list-style-type: none"> Spray Carbendazim @2g/lit water or Metalxyl + Mencozeb @ 2.5 g/lit water on sunny day. After 7 days spray Imidachloprid @ 5ml/ 10 lit of water. - Apply 650g Urea, 1250g SSP and 450g MOP per tree in circular trench around the trunk.
Passion Fruit	Fruiting	Fruit rot	Spray Metalxyl + Mencozeb @ 2 g/lit water at 7 days interval.
		Anthraxnose	Spray Carbendazim 12% + Mencozeb 63% WP @1 mg/lit of water.
		Collar rot	Drench the soil of collar region with 1% Bordeaux mixture.
		Brown spot	- Remove the infected leaves and burn and spray Zineb@ 2 mg/ lit of water.
		Termite	Apply Chloropyriphos 10%G @ 25kg/ha into the soil.
		Fruit fly	Apply poison baiting with Jaggery + fruit juice + Malathion (20:20:1) @ 40-50 baits/ ha.
		Thrips	Spray Imidachloprid 17.8% SL @ 1ml/ lit of water.
Pineapple	Fruiting		Spray Zineb @ 2g/lit of water.
Turmeric + French Bean			- Sow dwarf variety French bean as an inter-crop with turmeric in upland area.
Papaya	Fruiting		- Collect the severely infested fruits and destroy.



**ICAR Research Complex for N.E.H. Region
Manipur Centre, Lamphelpat, Imphal - 795 004**



“Gramin Krishi Mausam Seva”

			<ul style="list-style-type: none"> - Harvest the fruit at 1/4th ripening stage. - Use Methyl Eugenol trap. - Spray Dimethoate @ 2ml/lit of water.
Chilli	Fruiting to harvesting		<ul style="list-style-type: none"> - After harvesting of matured fruits spray Copper oxichloride (0.3%) or Mancozeb alternatively with Metalxyl + Mencozeb combination at 15 days interval is recommended.
Turmeric	Vegetative		<ul style="list-style-type: none"> - For grown up plants spray Mancozeb alternatively with Metalxyl + Mencozeb @ 2.5 ml/lit of water as prophylactic measures against disease at 15days interval after the rain. - Avoid water logging in and around the crop field.

Animal Sciences


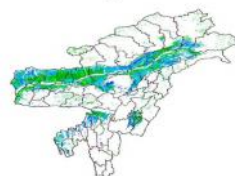
Name of the animal	Growth stage	Disease/ infestation	Agro-meteorological advisories
Poultry (Chicken/ Turkey/ Duck)	All age groups	Management	<ul style="list-style-type: none"> - Repair the roof of the shed and leakage, if any, it will cause caking of the litter. Avoid ammonia by using lime powder @ 4-5 kg per 100 sq. ft. - Use any water sanitizer/ Potassium permanganate in drinking water.
		Deworming	Use Piperazine liquid @ 40-50 for 100 adult birds.
Sheep/ Goat	Above 3 months of age	Fascioliosis/ Deworming	Give Tolzan-F @ 0.5ml/10kg body weight in association with vitamins.
Pig	All age groups	Preventive measures	Treat drinking water with potassium permanganate/ sanitizer. Provide ample ventilation in the shed/ dry bedding. Avoid dampness in sheds.
		Scabies/ mites	Application of Scaboma will prevent scabies.
		Deworming	Give Piperazine liquid @ 10-15ml orally once only.
Cattle / Buffalo/ Mithun	Above 3 months of age (as and when required)	Amphistomiasis	Give Tolzan @ 10-15mg/kg body weight.
		Skin infections	<ul style="list-style-type: none"> - Use Butox liq. @ 2ml/ litres of water and brush the animal using the solution at 15 days interval. * For Mithun, give Ivermectin @ 200 mg per kg body weight at the time of salt feeding.

Fishery:

Type of Farming	Stage	Management	Agro-metrological advisories
Carp culture	Nurseries/ grow-out	Pond and water	Maintain minimum depth of 1.0 - 1.5 m and pH at 7.0 – 7.5. Apply Lime/ Green AQ for maintaining good quality water. Make culture water fresh and clean with high oxygen content.
		Feed	Provide feed 2-3 times @ 5-10% body weight per day. Provide good feed having 30% crude protein fortified with vitamins and mineral.
		Fish	For semi-intensive farming, 8000-10000 fingerlings can be stocked in one hectare pond. - Stocking ratio may be maintained at 40% of surface feeder, 30% column feeder and 30% bottom feeder. - Sampling of fish for growth, disease should be done regularly by netting.
	Brooder	Pond water and feed	Maintain minimum depth of 2.0-2.2 m. Maintain good quality water. Provide feed @ 3-5 % body weight per day.
	Breeding	Hormone	Fish hormones like ovaprim, ovatide or Wova-FH can be injected in both the brooders @ 0.5 ml/kg of fish for catla, rohu and mirgal; 0.5-0.7 ml/kg for grass carp/ ngakra.
Integrated Fish Farming	Fish	Same as grow out fish management	Same as grow out fish farming management.
	Pig		About 30-40 two months old pigs may be kept for proper fertilization of the one ha pond. Pigs are feed on mash at an average of 1kg/day. Green grasses or animal folder is also provided. Grass with interlocked soil in the root system (sod) is provided once a week to avoid mineral deficiency.
	Duck		200-400 ducks of 2-3 months old are sufficient to adequately fertilize a 1 ha pond.

North East Region

24 June 2015



Agriculture vigour is good in valleys of North-East states which cover parts of Assam. NDVI values vary from 0.2-0.3. Normal NDVI conditions are observed all over NE region.



**ICAR Research Complex for N.E.H. Region
Manipur Centre, Lamphelpat, Imphal - 795 004**



“Gramin Krishi Mausam Seva”

MANIPUR BULLETIN

26th June, 2015

Thoubal

IAAS, ICAR-RC Manipur Centre in association with India Meteorological Department, Regional Meteorological Centre, Guwahati and Northern Hemisphere Analysis Centre, New Delhi, Ministry of Earth Science, Govt. of India reports the weather forecasts for the next five days, i.e., from 27th June to 1st July, 2015 as below:

Significant past weather for the preceding bi-weekly of Imphal - West (23rd to 25th June, 2015)

During last three days sky was partly cloudy to cloudy. **84.7 mm** rainfall was recorded during last three days. Maximum temperature range observed was 27.0 – 29.5 °C, range of minimum temperature observed was 21.9 – 22.4 °C, mean relative humidity observed in morning and afternoon were 88.0 % and 87.67 % respectively. The average wind speed range was 2.6 – 5.9 km/hr.

Weather forecast for next five days of Thoubal (27th June to 1st July, 2015)

There may be light to moderate rains upto Wednesday. Sky will remain partly cloudy to cloudy upto with maximum temp. of 25.0 – 29.0 °C & minimum temp. 19.0 – 20.0 °C. Relative humidity may reach upto 100 % (max RH) & 83 % (min RH). The average wind speed may be 0-4 km/ hr during next five days. The Wind direction may be south easterly to westerly.

Name of the crop	Stage	Pest and disease	Agro-meteorological advisories
Field Crops			
Pre-kharif Rice	Maturity to Harvesting stage		<ul style="list-style-type: none"> - Drain the water in fields nearly 10-15 days before the expected harvest date. - Rice can be harvested when 80% of panicles turn hard & golden yellow. Over maturity should be avoided to reduce shattering losses. - If the crop is in ready to harvest stage then harvest it before Sunday as it is likely to have moderate rain from 28th June.
Kharif Rice	Direct seeding/ Uprooting/ transplanting & early vegetative		<ul style="list-style-type: none"> - For Direct seeded crop: <ol style="list-style-type: none"> a. Dry seeding: It may be done in elevated fields upto June. Sow with row seeder/ seed drill. b. Wet seeding: Pre-soaked seeds may be seeded during June to July in the fields which can be kept moist (wet). The excess water should be drained out before seeding. - Apply 65kg Urea, 250 kg SSP and 45 kg MOP per hectare at the time of final leveling before transplanting. - Uproot seedlings at 25 to 35 days after sowing depending on availability of water. About 1200 to 1300 bundles of seedlings (40cm diameter) may be required for transplanting one hectare area. - Seedling of Main season rice can be raised upto first week of July and can be transplanted within 3rd week of July (for late transplanting).
Kharif maize	Flowering		<ul style="list-style-type: none"> - Weeding may be done for crops after moderate rain from 28th June. - Maintain proper drainage system to avoid water logging.
Soybean/ Groundnut	Vegetative to flowering		<ul style="list-style-type: none"> - Maintain proper drainage system to avoid water logging. - Earthing-up & weeding should be done after rain to avoid hairy caterpillar. - If not sown early, sowing must be done before 1st fortnight of July.
Storage (seed)			<ul style="list-style-type: none"> - Dry, clean and store the seeds in RC-seed bins after proper drying of seeds and charcoal. Check for moisture content or weight of seeds. After proper drying, store grains/ seeds in well ventilated godowns.
Horticulture Crops			
Orange/ Lemon	Vegetative		<ul style="list-style-type: none"> Spray Carbendazim @2g/lit water or Metalxyl + Mencozeb @ 2.5 g/lit water on sunny day. After 7 days spray Imidachloprid @ 5ml/ 10 lit of water. - Apply 650g Urea, 1250g SSP and 450g MOP per tree in circular trench around the trunk.
Passion Fruit	Fruiting	Fruit rot	Spray Metalxyl + Mencozeb @ 2 g/lit water at 7 days interval.
		Anthraxnose	Spray Carbendazim 12% + Mencozeb 63% WP @1 mg/lit of water.
		Collar rot	Drench the soil of collar region with 1% Bordeaux mixture.
		Brown spot	- Remove the infected leaves and burn and spray Zineb@ 2 mg/ lit of water.
		Termite	Apply Chloropyriphos 10%G @ 25kg/ha into the soil.
		Fruit fly	Apply poison baiting with Jaggery + fruit juice + Malathion (20:20:1) @ 40-50 baits/ ha.
		Thrips	Spray Imidachloprid 17.8% SL @ 1ml/ lit of water.
Pineapple	Fruiting		Spray Zineb @ 2g/lit of water.
Turmeric + French Bean			- Sow dwarf variety French bean as an inter-crop with turmeric in upland area.
Papaya	Fruiting		- Collect the severely infested fruits and destroy.



**ICAR Research Complex for N.E.H. Region
Manipur Centre, Lamphelpat, Imphal - 795 004**



“Gramin Krishi Mausam Seva”

			<ul style="list-style-type: none"> - Harvest the fruit at 1/4th ripening stage. - Use Methyl Eugenol trap. - Spray Dimethoate @ 2ml/lit of water.
Chilli	Fruiting to harvesting		<ul style="list-style-type: none"> - After harvesting of matured fruits spray Copper oxichloride (0.3%) or Mancozeb alternatively with Metalxyl + Mencozeb combination at 15 days interval is recommended.
Turmeric	Vegetative		<ul style="list-style-type: none"> - For grown up plants spray Mancozeb alternatively with Metalxyl + Mencozeb @ 2.5 ml/lit of water as prophylactic measures against disease at 15days interval after the rain. - Avoid water logging in and around the crop field.

Animal Sciences


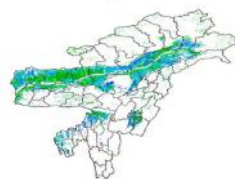
Name of the animal	Growth stage	Disease/ infestation	Agro-meteorological advisories
Poultry (Chicken/ Turkey/ Duck)	All age groups	Management	<ul style="list-style-type: none"> - Repair the roof of the shed and leakage, if any, it will cause caking of the litter. Avoid ammonia by using lime powder @ 4-5 kg per 100 sq. ft. - Use any water sanitizer/ Potassium permanganate in drinking water.
		Deworming	Use Piperazine liquid @ 40-50 for 100 adult birds.
Sheep/ Goat	Above 3 months of age	Fascioliosis/ Deworming	Give Tolzan-F @ 0.5ml/10kg body weight in association with vitamins.
Pig	All age groups	Preventive measures	Treat drinking water with potassium permanganate/ sanitizer. Provide ample ventilation in the shed/ dry bedding. Avoid dampness in sheds.
		Scabies/ mites	Application of Scaboma will prevent scabies.
		Deworming	Give Piperazine liquid @ 10-15ml orally once only.
Cattle / Buffalo/ Mithun	Above 3 months of age (as and when required)	Amphistomiasis	Give Tolzan @ 10-15mg/kg body weight.
		Skin infections	<ul style="list-style-type: none"> - Use Butox liq. @ 2ml/ litres of water and brush the animal using the solution at 15 days interval. * For Mithun, give Ivermectin @ 200 mg per kg body weight at the time of salt feeding.

Fishery:

Type of Farming	Stage	Management	Agro-metrological advisories
Carp culture	Nurseries/ grow-out	Pond and water	Maintain minimum depth of 1.0 - 1.5 m and pH at 7.0 – 7.5. Apply Lime/ Green AQ for maintaining good quality water. Make culture water fresh and clean with high oxygen content.
		Feed	Provide feed 2-3 times @ 5-10% body weight per day. Provide good feed having 30% crude protein fortified with vitamins and mineral.
		Fish	For semi-intensive farming, 8000-10000 fingerlings can be stocked in one hectare pond. - Stocking ratio may be maintained at 40% of surface feeder, 30% column feeder and 30% bottom feeder. - Sampling of fish for growth, disease should be done regularly by netting.
	Brooder	Pond water and feed	Maintain minimum depth of 2.0-2.2 m. Maintain good quality water. Provide feed @ 3-5 % body weight per day.
	Breeding	Hormone	Fish hormones like ovaprim, ovatide or Wova-FH can be injected in both the brooders @ 0.5 ml/kg of fish for catla, rohu and mirgal; 0.5-0.7 ml/kg for grass carp/ ngakra.
Integrated Fish Farming	Fish	Same as grow out fish management	Same as grow out fish farming management.
	Pig		About 30-40 two months old pigs may be kept for proper fertilization of the one ha pond. Pigs are feed on mash at an average of 1kg/day. Green grasses or animal folder is also provided. Grass with interlocked soil in the root system (sod) is provided once a week to avoid mineral deficiency.
	Duck		200-400 ducks of 2-3 months old are sufficient to adequately fertilize a 1 ha pond.

North East Region

24 June 2015



Agriculture vigour is good in valleys of North-East states which cover parts of Assam. NDVI values vary from 0.2-0.3. Normal NDVI conditions are observed all over NE region.



**ICAR Research Complex for N.E.H. Region
Manipur Centre, Lamphelpat, Imphal - 795 004**



“Gramin Krishi Mausam Seva”

MANIPUR BULLETIN

26th June, 2015

Ukhrul

IAAS, ICAR-RC Manipur Centre in association with India Meteorological Department, Regional Meteorological Centre, Guwahati and Northern Hemisphere Analysis Centre, New Delhi, Ministry of Earth Science, Govt. of India reports the weather forecasts for the next five days, i.e., from 27th June to 1st July, 2015 as below:

Significant past weather for the preceding bi-weekly of Imphal - West (23rd to 25th June, 2015)

During last three days sky was partly cloudy to cloudy. **84.7 mm** rainfall was recorded during last three days. Maximum temperature range observed was 27.0 – 29.5 °C, range of minimum temperature observed was 21.9 – 22.4 °C, mean relative humidity observed in morning and afternoon were 88.0 % and 87.67 % respectively. The average wind speed range was 2.6 – 5.9 km/hr.

Weather forecast for next five days of Ukhrul (27th June to 1st July, 2015)

There may be light to moderate rains upto Wednesday. Sky will remain partly cloudy to cloudy upto with maximum temp. of 25.0 – 29.0 °C & minimum temp. 17.0 – 20.0 °C. Relative humidity may reach upto 98 % (max RH) & 76 % (min RH). The average wind speed may be 3-5 km/ hr during next five days. The Wind direction may be south easterly to south westerly.

Name of the crop	Stage	Pest and disease	Agro-meteorological advisories
Field Crops			
Pre-kharif Rice	Maturity to Harvesting stage		<ul style="list-style-type: none"> - Drain the water in fields nearly 10-15 days before the expected harvest date. - Rice can be harvested when 80% of panicles turn hard & golden yellow. Over maturity should be avoided to reduce shattering losses. - If the crop is in ready to harvest stage then harvest it before Sunday as it is likely to have moderate rain from 28th June.
Kharif Rice	Direct seeding/ Uprooting/ transplanting & early vegetative		<ul style="list-style-type: none"> - For Direct seeded crop: <ol style="list-style-type: none"> a. Dry seeding: It may be done in elevated fields upto June. Sow with row seeder/ seed drill. b. Wet seeding: Pre-soaked seeds may be seeded during June to July in the fields which can be kept moist (wet). The excess water should be drained out before seeding. - Apply 65kg Urea, 250 kg SSP and 45 kg MOP per hectare at the time of final leveling before transplanting. - Uproot seedlings at 25 to 35 days after sowing depending on availability of water. About 1200 to 1300 bundles of seedlings (40cm diameter) may be required for transplanting one hectare area. - Seedling of Main season rice can be raised upto first week of July and can be transplanted within 3rd week of July (for late transplanting).
Kharif maize	Flowering		<ul style="list-style-type: none"> - Weeding may be done for crops after moderate rain from 28th June. - Maintain proper drainage system to avoid water logging.
Soybean/ Groundnut	Vegetative to flowering		<ul style="list-style-type: none"> - Maintain proper drainage system to avoid water logging. - Earthing-up & weeding should be done after rain to avoid hairy caterpillar. - If not sown early, sowing must be done before 1st fortnight of July.
Storage (seed)			<ul style="list-style-type: none"> - Dry, clean and store the seeds in RC-seed bins after proper drying of seeds and charcoal. Check for moisture content or weight of seeds. After proper drying, store grains/ seeds in well ventilated godowns.
Horticulture Crops			
Orange/ Lemon	Vegetative		<ul style="list-style-type: none"> Spray Carbendazim @2g/lit water or Metalxyl + Mencozeb @ 2.5 g/lit water on sunny day. After 7 days spray Imidachloprid @ 5ml/ 10 lit of water. - Apply 650g Urea, 1250g SSP and 450g MOP per tree in circular trench around the trunk.
Passion Fruit	Fruiting	Fruit rot	Spray Metalxyl + Mencozeb @ 2 g/lit water at 7 days interval.
		Anthraxnose	Spray Carbendazim 12% + Mencozeb 63% WP @1 mg/lit of water.
		Collar rot	Drench the soil of collar region with 1% Bordeaux mixture.
		Brown spot	- Remove the infected leaves and burn and spray Zineb@ 2 mg/ lit of water.
		Termite	Apply Chloropyriphos 10%G @ 25kg/ha into the soil.
		Fruit fly	Apply poison baiting with Jaggery + fruit juice + Malathion (20:20:1) @ 40-50 baits/ ha.
		Thrips	Spray Imidachloprid 17.8% SL @ 1ml/ lit of water.
Pineapple	Fruiting		Spray Zineb @ 2g/lit of water.
Turmeric + French Bean			- Sow dwarf variety French bean as an inter-crop with turmeric in upland area.
Papaya	Fruiting		- Collect the severely infested fruits and destroy.



**ICAR Research Complex for N.E.H. Region
Manipur Centre, Lamphelpat, Imphal - 795 004**



“Gramin Krishi Mausam Seva”

			<ul style="list-style-type: none"> - Harvest the fruit at 1/4th ripening stage. - Use Methyl Eugenol trap. - Spray Dimethoate @ 2ml/lit of water.
Chilli	Fruiting to harvesting		<ul style="list-style-type: none"> - After harvesting of matured fruits spray Copper oxichloride (0.3%) or Mancozeb alternatively with Metalxyl + Mencozeb combination at 15 days interval is recommended.
Turmeric	Vegetative		<ul style="list-style-type: none"> - For grown up plants spray Mancozeb alternatively with Metalxyl + Mencozeb @ 2.5 ml/lit of water as prophylactic measures against disease at 15days interval after the rain. - Avoid water logging in and around the crop field.

Animal Sciences


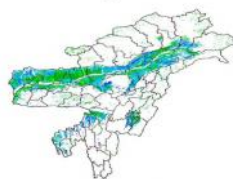
Name of the animal	Growth stage	Disease/ infestation	Agro-meteorological advisories
Poultry (Chicken/ Turkey/ Duck)	All age groups	Management	<ul style="list-style-type: none"> - Repair the roof of the shed and leakage, if any, it will cause caking of the litter. Avoid ammonia by using lime powder @ 4-5 kg per 100 sq. ft. - Use any water sanitizer/ Potassium permanganate in drinking water.
		Deworming	Use Piperazine liquid @ 40-50 for 100 adult birds.
Sheep/ Goat	Above 3 months of age	Fascioliosis/ Deworming	Give Tolzan-F @ 0.5ml/10kg body weight in association with vitamins.
Pig	All age groups	Preventive measures	Treat drinking water with potassium permanganate/ sanitizer. Provide ample ventilation in the shed/ dry bedding. Avoid dampness in sheds.
		Scabies/ mites	Application of Scaboma will prevent scabies.
		Deworming	Give Piperazine liquid @ 10-15ml orally once only.
Cattle / Buffalo/ Mithun	Above 3 months of age (as and when required)	Amphistomiasis	Give Tolzan @ 10-15mg/kg body weight.
		Skin infections	<ul style="list-style-type: none"> - Use Butox liq. @ 2ml/ litres of water and brush the animal using the solution at 15 days interval. * For Mithun, give Ivermectin @ 200 mg per kg body weight at the time of salt feeding.

Fishery:

Type of Farming	Stage	Management	Agro-metrological advisories
Carp culture	Nurseries/ grow-out	Pond and water	Maintain minimum depth of 1.0 - 1.5 m and pH at 7.0 – 7.5. Apply Lime/ Green AQ for maintaining good quality water. Make culture water fresh and clean with high oxygen content.
		Feed	Provide feed 2-3 times @ 5-10% body weight per day. Provide good feed having 30% crude protein fortified with vitamins and mineral.
		Fish	For semi-intensive farming, 8000-10000 fingerlings can be stocked in one hectare pond. - Stocking ratio may be maintained at 40% of surface feeder, 30% column feeder and 30% bottom feeder. - Sampling of fish for growth, disease should be done regularly by netting.
	Brooder	Pond water and feed	Maintain minimum depth of 2.0-2.2 m. Maintain good quality water. Provide feed @ 3-5 % body weight per day.
	Breeding	Hormone	Fish hormones like ovaprim, ovatide or Wova-FH can be injected in both the brooders @ 0.5 ml/kg of fish for catla, rohu and mirgal; 0.5-0.7 ml/kg for grass carp/ ngakra.
Integrated Fish Farming	Fish	Same as grow out fish management	Same as grow out fish farming management.
	Pig		About 30-40 two months old pigs may be kept for proper fertilization of the one ha pond. Pigs are feed on mash at an average of 1kg/day. Green grasses or animal folder is also provided. Grass with interlocked soil in the root system (sod) is provided once a week to avoid mineral deficiency.
	Duck		200-400 ducks of 2-3 months old are sufficient to adequately fertilize a 1 ha pond.

North East Region

24 June 2015



Agriculture vigour is good in valleys of North-East states which cover parts of Assam. NDVI values vary from 0.2-0.3. Normal NDVI conditions are observed all over NE region.



**ICAR Research Complex for N.E.H. Region
Manipur Centre, Lamphelpat, Imphal - 795 004**



“Gramin Krishi Mausam Seva”

MANIPUR BULLETIN

26th June, 2015

Bishnupur

IAAS, ICAR-RC Manipur Centre in association with India Meteorological Department, Regional Meteorological Centre, Guwahati and Northern Hemisphere Analysis Centre, New Delhi, Ministry of Earth Science, Govt. of India reports the weather forecasts for the next five days, i.e., from 27th June to 1st July, 2015 as below:

Significant past weather for the preceding bi-weekly of Imphal - West (23rd to 25th June, 2015)

During last three days sky was partly cloudy to cloudy. **84.7 mm** rainfall was recorded during last three days. Maximum temperature range observed was 27.0 – 29.5 °C, range of minimum temperature observed was 21.9 – 22.4 °C, mean relative humidity observed in morning and afternoon were 88.0 % and 87.67 % respectively. The average wind speed range was 2.6 – 5.9 km/hr.

Weather forecast for next five days of Bishnupur (27th June to 1st July, 2015)

There may be light to moderate rains upto Wednesday. Sky will remain partly cloudy to cloudy upto with maximum temp. of 26.0 – 30.0 °C & minimum temp. 19.0 – 21.0 °C. Relative humidity may reach upto 100 % (max RH) & 82 % (min RH). The average wind speed may be 0-4 km/ hr during next five days. The Wind direction may be south easterly to south westerly.

Name of the crop	Stage	Pest and disease	Agro-meteorological advisories
Field Crops			
Pre-kharif Rice	Maturity to Harvesting stage		<ul style="list-style-type: none"> - Drain the water in fields nearly 10-15 days before the expected harvest date. - Rice can be harvested when 80% of panicles turn hard & golden yellow. Over maturity should be avoided to reduce shattering losses. - If the crop is in ready to harvest stage then harvest it before Sunday as it is likely to have moderate rain from 28th June.
Kharif Rice	Direct seeding/ Uprooting/ transplanting & early vegetative		<ul style="list-style-type: none"> - For Direct seeded crop: <ol style="list-style-type: none"> a. Dry seeding: It may be done in elevated fields upto June. Sow with row seeder/ seed drill. b. Wet seeding: Pre-soaked seeds may be seeded during June to July in the fields which can be kept moist (wet). The excess water should be drained out before seeding. - Apply 65kg Urea, 250 kg SSP and 45 kg MOP per hectare at the time of final leveling before transplanting. - Uproot seedlings at 25 to 35 days after sowing depending on availability of water. About 1200 to 1300 bundles of seedlings (40cm diameter) may be required for transplanting one hectare area. - Seedling of Main season rice can be raised upto first week of July and can be transplanted within 3rd week of July (for late transplanting).
Kharif maize	Flowering		<ul style="list-style-type: none"> - Weeding may be done for crops after moderate rain from 28th June. - Maintain proper drainage system to avoid water logging.
Soybean/ Groundnut	Vegetative to flowering		<ul style="list-style-type: none"> - Maintain proper drainage system to avoid water logging. - Earthing-up & weeding should be done after rain to avoid hairy caterpillar. - If not sown early, sowing must be done before 1st fortnight of July.
Storage (seed)			<ul style="list-style-type: none"> - Dry, clean and store the seeds in RC-seed bins after proper drying of seeds and charcoal. Check for moisture content or weight of seeds. After proper drying, store grains/ seeds in well ventilated godowns.
Horticulture Crops			
Orange/ Lemon	Vegetative		<ul style="list-style-type: none"> Spray Carbendazim @2g/lit water or Metalxyl + Mencozeb @ 2.5 g/lit water on sunny day. After 7 days spray Imidachloprid @ 5ml/ 10 lit of water. - Apply 650g Urea, 1250g SSP and 450g MOP per tree in circular trench around the trunk.
Passion Fruit	Fruiting	Fruit rot	Spray Metalxyl + Mencozeb @ 2 g/lit water at 7 days interval.
		Anthraxnose	Spray Carbendazim 12% + Mencozeb 63% WP @1 mg/lit of water.
		Collar rot	Drench the soil of collar region with 1% Bordeaux mixture.
		Brown spot	- Remove the infected leaves and burn and spray Zineb@ 2 mg/ lit of water.
		Termite	Apply Chloropyriphos 10%G @ 25kg/ha into the soil.
		Fruit fly	Apply poison baiting with Jaggery + fruit juice + Malathion (20:20:1) @ 40-50 baits/ ha.
		Thrips	Spray Imidachloprid 17.8% SL @ 1ml/ lit of water.
Pineapple	Fruiting		Spray Zineb @ 2g/lit of water.
Turmeric + French Bean			- Sow dwarf variety French bean as an inter-crop with turmeric in upland area.
Papaya	Fruiting		- Collect the severely infested fruits and destroy.



**ICAR Research Complex for N.E.H. Region
Manipur Centre, Lamphelpat, Imphal - 795 004**



“Gramin Krishi Mausam Seva”

			<ul style="list-style-type: none"> - Harvest the fruit at 1/4th ripening stage. - Use Methyl Eugenol trap. - Spray Dimethoate @ 2ml/lit of water.
Chilli	Fruiting to harvesting		<ul style="list-style-type: none"> - After harvesting of matured fruits spray Copper oxichloride (0.3%) or Mancozeb alternatively with Metalxyl + Mencozeb combination at 15 days interval is recommended.
Turmeric	Vegetative		<ul style="list-style-type: none"> - For grown up plants spray Mancozeb alternatively with Metalxyl + Mencozeb @ 2.5 ml/lit of water as prophylactic measures against disease at 15days interval after the rain. - Avoid water logging in and around the crop field.

Animal Sciences


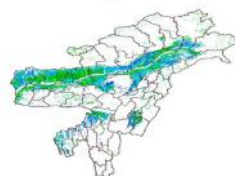
Name of the animal	Growth stage	Disease/ infestation	Agro-meteorological advisories
Poultry (Chicken/ Turkey/ Duck)	All age groups	Management	<ul style="list-style-type: none"> - Repair the roof of the shed and leakage, if any, it will cause caking of the litter. Avoid ammonia by using lime powder @ 4-5 kg per 100 sq. ft. - Use any water sanitizer/ Potassium permanganate in drinking water.
		Deworming	Use Piperazine liquid @ 40-50 for 100 adult birds.
Sheep/ Goat	Above 3 months of age	Fascioliosis/ Deworming	Give Tolzan-F @ 0.5ml/10kg body weight in association with vitamins.
Pig	All age groups	Preventive measures	Treat drinking water with potassium permanganate/ sanitizer. Provide ample ventilation in the shed/ dry bedding. Avoid dampness in sheds.
		Scabies/ mites	Application of Scaboma will prevent scabies.
		Deworming	Give Piperazine liquid @ 10-15ml orally once only.
Cattle / Buffalo/ Mithun	Above 3 months of age (as and when required)	Amphistomiasis	Give Tolzan @ 10-15mg/kg body weight.
		Skin infections	<ul style="list-style-type: none"> - Use Butox liq. @ 2ml/ litres of water and brush the animal using the solution at 15 days interval. * For Mithun, give Ivermectin @ 200 mg per kg body weight at the time of salt feeding.

Fishery:

Type of Farming	Stage	Management	Agro-metrological advisories
Carp culture	Nurseries/ grow-out	Pond and water	Maintain minimum depth of 1.0 - 1.5 m and pH at 7.0 – 7.5. Apply Lime/ Green AQ for maintaining good quality water. Make culture water fresh and clean with high oxygen content.
		Feed	Provide feed 2-3 times @ 5-10% body weight per day. Provide good feed having 30% crude protein fortified with vitamins and mineral.
		Fish	For semi-intensive farming, 8000-10000 fingerlings can be stocked in one hectare pond. - Stocking ratio may be maintained at 40% of surface feeder, 30% column feeder and 30% bottom feeder. - Sampling of fish for growth, disease should be done regularly by netting.
	Brooder	Pond water and feed	Maintain minimum depth of 2.0-2.2 m. Maintain good quality water. Provide feed @ 3-5 % body weight per day.
	Breeding	Hormone	Fish hormones like ovaprim, ovatide or Wova-FH can be injected in both the brooders @ 0.5 ml/kg of fish for catla, rohu and mirgal; 0.5-0.7 ml/kg for grass carp/ ngakra.
Integrated Fish Farming	Fish	Same as grow out fish management	Same as grow out fish farming management.
	Pig		About 30-40 two months old pigs may be kept for proper fertilization of the one ha pond. Pigs are feed on mash at an average of 1kg/day. Green grasses or animal folder is also provided. Grass with interlocked soil in the root system (sod) is provided once a week to avoid mineral deficiency.
	Duck		200-400 ducks of 2-3 months old are sufficient to adequately fertilize a 1 ha pond.

North East Region

24 June 2015



Agriculture vigour is good in valleys of North-East states which cover parts of Assam. NDVI values vary from 0.2-0.3. Normal NDVI conditions are observed all over NE region.