

Agro-met Advisory Bulletin

(Period: 1st to 5th July, 2016)



GRAMIN KRISHI MAUSAM SEWA (Integrated Agro-Meteorological Advisory Services)

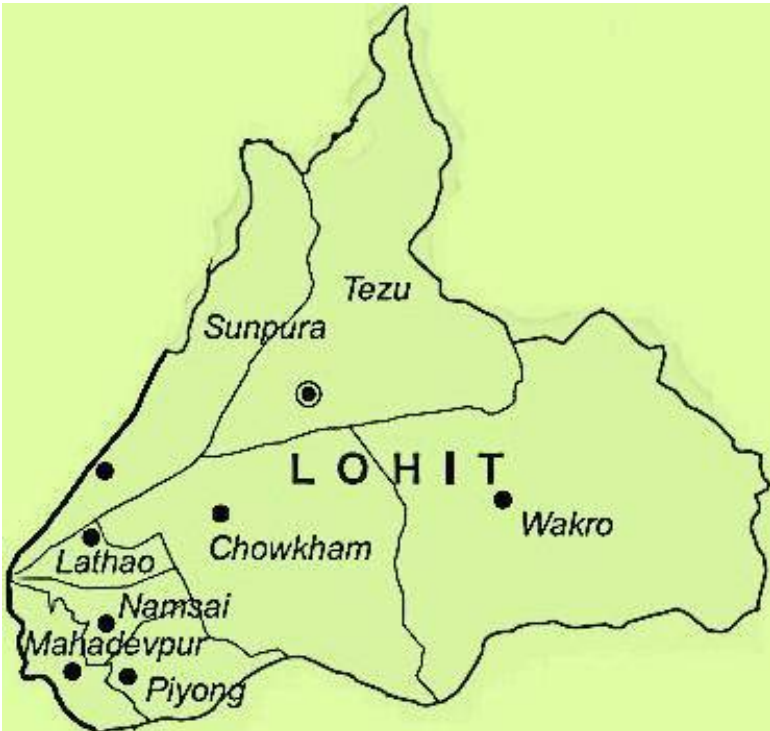


ICAR Research Complex for NEH Region
Arunachal Pradesh Centre, Basar-791101

District: Lohit

No: 53/2015-16/Fri

Dated: 1st July, 2016



Weather summery of the previous week	Weather forecast valid up to 5 th July, 2016
Rainfall = 19.4 mm (Tezu)	Mostly cloudy sky with possibility of moderate/heavy rainfall. Max Temp=25°C and Min Temp=17°C, RH=63-97%, Wind Speed=3-4 kmph, Wind direction: E
Warning:	Heavy to very heavy rainfall is very likely in few places in 2 nd and 3 rd July

Weather Based Agro-meteorological Advisories Bulletin

General Recommendations

- Spraying operation should be done only on dry/clear weather
- Go for low cost polyhouses for year round cultivation of vegetables
- Obtain seeds from reputed/certified/reliable source
- Use fertilizers/pesticides as per recommended doses for the location
- Preference must be given on use of organic manures/bio-fertilizers & bio-pesticides
- ICAR Basar recommend poultry variety VANARAJA for backyard rearing

Crop	Stage	Pest/Disease	Precautionary Practices to be followed
FIELD CROPS			
Pulses/Ground nut	Vegetative stage	Cercospora Leaf spot & Epicauta	<ul style="list-style-type: none">• Spray azadirachtin 0.15 EC@ 1 ml/lit against Epicauta beetle in soybean• Foliar spray of carbandazim/Mancozab@2gm/lit• Manual weeding in greengram/blackgram

		bettle	<ul style="list-style-type: none"> Proper drainage to avoid excess moisture or water logging.
Maize	Multiple stages		<ul style="list-style-type: none"> If bluish-green leaves are observed, apply SSP or DAP along with 2/3rd of Urea to rejuvenate the plant from phosphorus deficiency
Wetland Rice	Nursery/ Transplantation		<ul style="list-style-type: none"> Before transplanting, follow seedling root-dip treatment in chlorpyrifos 20 EC@ 2ml/10 lit for 12 hrs. Vegetable nursery should be raised inside well covered structure with raised bed.
Upland/ Jhum Rice	Tillering	Leaf Blast	<ul style="list-style-type: none"> Carry out top dressing in upland rice of 2/3rd of recommended dose of urea. On clear/sunny days, spray carbendazim @2g/lit water in <i>jhum</i> field to control heavy infestation of leaf blast & leaf spot.
VEGETABLES			
Summer Vegetables	Multiple stages		<ul style="list-style-type: none"> Dust ash powder in cucurbits Use pheromone traps/light traps against brinjal shoot and fruit borer. New nursery should be raised inside well covered structure with a raised bed to protect against continuous rain/shower.
Ginger/turmeric	Vegetative stage	Soft rot	<ul style="list-style-type: none"> For management of soft rot in ginger: Need based dressing of Metalaxyl-8% + Mancozeb 64% WP @ 2.5 g per lit of water. Earthing up of ginger/turmeric along with basal application of required fertilizer should be done.
FRUIT CROPS			
Large Cardamom	Flowering stage	Chirkey Disease	<ul style="list-style-type: none"> Remove diseased part & keep inflorescence clean. Need based spray of broad spectrum fungicide like carbendazim @2g/lit water.
Orchards	Multiple stages		<ul style="list-style-type: none"> Prepare half moon terraces in fruit crops (orange/banana/apple/peach) grown in steep slopes to prevent nutrient loss during heavy downpour. Follow proper drainage and earthing up practices in low land/plain areas to avoid water stagnation in fruit orchards
Pineapple	Active Vegetative stage		<ul style="list-style-type: none"> Remove excess suckers and spray NAA@100ppm to increase fruit size and improve quality.
Banana	Bunching		<ul style="list-style-type: none"> Remove the male flower in banana bunches to attain better finger/fruit size. Remove excess sucker from Banana in mother plant and give support in banana bunches to protect falling due to heavy weight or storm. Sword suckers with stout base, tapering towards the top with narrow leaves should be selected for planting at 3m x 3m spacing.
AGROFORESTRY			
			<ul style="list-style-type: none">
LIVESTOCKS			
Livestock	Stage	Disease	Precautionary Practices to be followed
Pigs	All stages		<ul style="list-style-type: none"> Deworm at regular interval During scarcity of fodder provide hay/silage/feedblocks. Disinfecting the animal/bird sheds with lime powder/bleaching powder/ 4%NaOH at regular interval is advocated
Poultry	All stages		<ul style="list-style-type: none"> Provide anti-coccidial drugs as preventive dose Vaccinate DOC chicks against RD/F1 on 4th day after birth & booster dose after 1 month
Fishery			<ul style="list-style-type: none"> Right time for stocking of fish fingerlings in fish tank with

			stocking density @1/m ² <ul style="list-style-type: none">• Broadcast mustard Oil Cake (MOC) @5kg/day over the pond twice daily to feed fish fingerlings• Keep the periphery of fish grow-out tank clean
Cattle/Mithun		FMD	<ul style="list-style-type: none">• Vaccination is advocated• Deworming with antihelmintic drugs like oxclozanide or pyrantel
Contact Scientists (ICAR) or State Agril Staff or KVK staff for measures against adverse conditions or call at 03795-226237/226247			

Issued jointly by ICAR-RC for NEH Region, Arunachal Pradesh Centre, Basar and India Meteorological Department
Contact: - IAAS.BASAR@gmail.com, Phone Number: - 03795-226247/37, -96 (Fax)

Agrometeorological Field Unit
ICAR, BASAR

Agro-met Advisory Bulletin

(Period: 1st to 5th July, 2016)



GRAMIN KRISHI MAUSAM SEWA (Integrated Agro-Meteorological Advisory Services)



ICAR Research Complex for NEH Region
Arunachal Pradesh Centre, Basar-791101

District: Lower Dibang Valley

No: 53/2015-16/Fri

Dated: 1st July, 2016



Weather summery of the previous week	Weather forecast valid up to 5 th July, 2016
Rainfall = (Roing): 37.8 mm	Mostly cloudy sky with possibility of moderate/heavy rainfall. Max Temp=26°C and Min Temp=16°C, RH=52-98%, Wind Speed=2-4 kmph, Wind direction: ESE
Warning:	Heavy to very heavy rainfall is very likely in few places in 2 nd and 3 rd July

Weather Based Agro-meteorological Advisories Bulletin

General Recommendations

- Disinfecting the animal/bird sheds with lime powder/ bleaching powder/ 4%NaOH at regular interval is advocated
- Spraying operation should be done only on dry/clear weather
- Go for low cost polyhouses for year round cultivation of vegetables
- Obtain seeds from reputed/certified/reliable source
- Use fertilizers/pesticides as per recommended doses for the location
- Preference must be given on use of organic manures/bio-fertilizers & bio-pesticides

<ul style="list-style-type: none"> ICAR Basar recommend poultry variety VANARAJA for backyard rearing 			
Crop	Stage	Pest/Disease	Precautionary Practices to be followed
FIELD CROPS			
Pulses/Ground nut	Vegetative stage	Cercospora Leaf spot & Epicauta beetle	<ul style="list-style-type: none"> Spray azadirachtin 0.15 EC@ 1 ml/lit against Epicauta beetle in soybean Foliar spray of carbandazim/Mancozab@2gm/lit Manual weeding in greengram/blackgram Proper drainage to avoid excess moisture or water logging.
Wetland Rice	Nursery/Transplantation		<ul style="list-style-type: none"> Before transplanting, follow seedling root-dip treatment in chlorpyriphos 20 EC@ 2ml/10 lit for 12 hrs. Vegetable nursery should be raised inside well covered structure with raised bed.
Upland / Jhum Rice	Tillering	Leaf Blast	<ul style="list-style-type: none"> On clear/sunny days, spray carbendazim @2g/lit water in <i>jhum</i> field to control heavy infestation of leaf blast & leaf spot. Carry out top dressing in upland rice of 2/3rd of recommended dose of urea. Maintain periphery of nursery field weed free and clean to prevent disease and pest harboring in weeds.
Maize	Multiple stages		<ul style="list-style-type: none"> If bluish-green leaves are observed, apply SSP or DAP along with 2/3rd of Urea to rejuvenate the plant from phosphorus deficiency
VEGETABLES			
Summer Vegetables	Multiple stages		<ul style="list-style-type: none"> Dust ash powder in cucurbits Use pheromone traps/light traps against brinjal shoot and fruit borer. New nursery should be raised inside well covered structure with a raised bed to protect against continuous rain/shower
Ginger/Turmeric	Vegetative	Soft rot	<ul style="list-style-type: none"> For management of soft rot in ginger: Need based dressing of Metalaxyl-8% + Mancozeb 64% WP @ 2.5 g per lit of water. Earthing up of ginger/turmeric along with basal application of required fertilizer should be done.
FRUIT CROPS			
Large Cardamom	Flowering stage	Chirkey Disease	<ul style="list-style-type: none"> Remove diseased part & keep inflorescence clean. Need based spray of broad spectrum fungicide like carbendazim @2g/lit water.
Orchards	Multiple stages		<ul style="list-style-type: none"> Prepare half moon terraces in fruit crops (orange/banana/apple/peach) grown in steep slopes to prevent nutrient loss during heavy downpour. Follow proper drainage and earthing up practices in low land/plain areas to avoid water stagnation in fruit orchards
Pineapple	Active Vegetative		<ul style="list-style-type: none"> Remove excess suckers and spray NAA@100ppm to increase fruit size and improve quality.
Banana	Bunching		<ul style="list-style-type: none"> Remove the male flower in banana bunches to attain better finger/fruit size. Remove excess sucker from Banana in mother plant and give support in banana bunches to protect falling due to heavy weight or storm. Sword suckers with stout base, tapering towards the top with narrow leaves should be selected for planting at 3m x 3m spacing.
AGROFORESTRY			
			<ul style="list-style-type: none">
LIVESTOCKS			
Livestock	Stage	Disease	Precautionary Practices to be followed
Pigs	All stages		<ul style="list-style-type: none"> Provide concentrate feed and multi-vitamins

			<ul style="list-style-type: none">• Vaccination as per the schedule with proper consultation with vet.• Deworm at regular interval
Poultry	All stages		<ul style="list-style-type: none">• Provide anticoccidial drugs as preventive dose• Vaccinate DOC chicks against RD/F1 on 4th day after birth & booster dose after 1 months.
Fishery			<ul style="list-style-type: none">• Right time for stocking of fish fingerlings in fish tank with stocking density @ 1/m²• Broadcast mustard Oil Cake (MOC) @5kg/day over the pond twice daily to feed fish fingerlings
Cattle/Mithun	All stages	FMD	<ul style="list-style-type: none">• Vaccination is advocated• Deworming with antihelmintic drugs like oxclozanide or pyrantel.
Contact Scientists (ICAR) or State Agril Staff or KVK staff for measures against adverse conditions or call at 03795-226237/226247			

Issued jointly by ICAR-RC for NEH Region, Arunachal Pradesh Centre, Basar and India Meteorological Department
Contact: - IAAS.BASAR@gmail.com, Phone Number: - 03795-226247/37, -96 (Fax)

**Agrometeorological Field Unit
ICAR, BASAR**

Agro-met Advisory Bulletin

(Period: 1st to 5th July, 2016)



GRAMIN KRISHI MAUSAM SEWA (Integrated Agro-Meteorological Advisory Services)



ICAR Research Complex for NEH Region
Arunachal Pradesh Centre, Basar-791101

District: Lower Subansiri

No: 53/2015-16/Fri

Dated: 1st July, 2016



Weather summary of the previous week	Weather forecast valid up to 5 th July, 2016
Rainfall = NA (Ziro)	Mostly cloudy sky with possibility of light rainfall. Max Temp=26°C and Min Temp=15°C, RH=77-98%, Wind Speed=2-3 kmph, Wind direction: SE
Warning:	Heavy to very heavy rainfall is very likely in few places in 2nd and 3rd July

Weather Based Agro-meteorological Advisories Bulletin

<ul style="list-style-type: none">Disinfecting the animal/bird sheds with lime powder/ bleaching powder/ 4%NaOH at regular interval is advocatedSpraying operation should be done only on dry/clear weatherGo for low cost polyhouses for year round cultivation of vegetablesObtain seeds from reputed/certified/reliable sourceUse fertilizers/pesticides as per recommended doses for the locationPreference must be given on use of organic manures/bio-fertilizers & bio-pesticidesICAR Basar recommend poultry variety VANARAJA for backyard rearing			
Crop	Stage	Pest/Disease	Precautionary Practices to be followed
FIELD CROPS			
Wetland Rice	Nursery/Transplantation		<ul style="list-style-type: none">Before transplanting, follow seedling root-dip treatment in chlorpyrifos 20 EC@ 2ml/10 lit for 12 hrs. Vegetable nursery should be raised inside well covered structure with raised bed.
Pulses/Groundnut	Vegetative stage	Cercospora Leaf spot &	<ul style="list-style-type: none">Spray azadirachtin 0.15 EC@ 1 ml/lit against Epicauta beetle in soybeanFoliar spray of carbandazim/Mancozab@2gm/lit

		Epicauta beetle	<ul style="list-style-type: none">Manual weeding in greengram/blackgramProper drainage to avoid excess moisture or water logging.
Maize	Multiple stages		<ul style="list-style-type: none">If bluish-green leaves are observed, apply SSP or DAP along with 2/3rd of Urea to rejuvenate the plant from phosphorus deficiency
Upland/ Jhum Rice	Tillering	Leaf Blast	<ul style="list-style-type: none">Carry out top dressing in upland rice of 2/3rd of recommended dose of urea.Maintain periphery of nursery field weed free and clean to prevent disease and pest harboring in weeds.On clear/sunny days, spray carbendazim @2g/lit water in <i>jhum</i> field to control heavy infestation of leaf blast & leaf spot. .
VEGETABLES			
Summer Vegetables	Multiple stages		<ul style="list-style-type: none">Dust ash powder in cucurbitsUse pheromone traps/light traps against brinjal shoot and fruit borer.Proper scientific cultural practices to be carried out in all vegetables viz. cleaning, earthing up, weeding, proper drainage etc.New nursery should be raised inside well covered structure with a raised bed to protect against continuous rain/shower.
Ginger/Turmeric	Vegetative stage	Soft rot	<ul style="list-style-type: none">For management of soft rot in ginger: Need based dressing of Metalaxyl-8% + Mancozeb 64% WP @ 2.5 g per lit of water.Earthing up of ginger/turmeric along with basal application of required fertilizer should be done.
FRUIT CROPS			
Large Cardamom	Flowering stage	Chirkey Disease	<ul style="list-style-type: none">Remove diseased part & keep inflorescence clean.Need based spray of broad spectrum fungicide like carbendazim @2g/lit water.
Orchards	Multiple stages		<ul style="list-style-type: none">Prepare half moon terraces in fruit crops (orange/banana/apple/peach) grown in steep slopes to prevent nutrient loss during heavy downpour.Follow proper drainage and earthing up practices in low land/plain areas to avoid water stagnation in fruit orchards
Banana	Bunching		<ul style="list-style-type: none">Remove the male flower in banana bunches to attain better finger/fruit size.Remove excess sucker from Banana in mother plant and give support in banana bunches to protect falling due to heavy weight or storm.Sword suckers with stout base, tapering towards the top with narrow leaves should be selected for planting at 3m x 3m spacing.
Pineapple	Active vegetative		<ul style="list-style-type: none">Remove excess suckers and spray NAA@100ppm to increase fruit size and improve quality.
AGROFORESTRY			
			<ul style="list-style-type: none">
LIVESTOCKS			
Livestock	Stage	Disease	Precautionary Practices to be followed
Pigs	All stages		<ul style="list-style-type: none">Provide concentrate feed and multi-vitaminsVaccination as per the schedule with proper consultation with vet.Deworm at regular interval
Poultry	All stages		<ul style="list-style-type: none">Provide anticoccidial drugs as preventive doseVaccinate DOC chicks against RD/F1 on 4th day after birth & booster dose after 1 months.

Fishery			<ul style="list-style-type: none">• Right time for stocking of fish fingerlings in fish tank with stocking density @1/m²• Broadcast mustard Oil Cake (MOC) @5kg/day over the pond twice daily to feed fish fingerlings
Cattle/Mithun	All stages	FMD	<ul style="list-style-type: none">• Vaccination is advocated• Deworming with antihelmintic drugs like oxclozanide or pyrantel.
Contact Scientists (ICAR) or State Agril Staff or KVK staff for measures against adverse conditions or call at 03795-226237/226247			

Issued jointly by ICAR-RC for NEH Region, Arunachal Pradesh Centre, Basar and India Meteorological Department
Contact: - IAAS.BASAR@gmail.com, Phone Number: - 03795-226247/37, -96 (Fax)

Agrometeorological Field Unit
ICAR, BASAR

Agro-met Advisory Bulletin

(Period: 1st to 5th July, 2016)



GRAMIN KRISHI MAUSAM SEWA (Integrated Agro-Meteorological Advisory Services)



ICAR Research Complex for NEH Region
Arunachal Pradesh Centre, Basar-791101

District: Papum Pare

No: 53/2015-16/Fri

Dated: 1st July, 2016



Weather summary of the previous week	Weather forecast valid up to , 2016
Rainfall: 53.1 mm; T.Max: 33.0°C; T.Min: 25.0°C ; RH: 79-93%	Mostly cloudy weather is forecasted with light/moderate rainfall. Max Temp=29°C and Min Temp=24°C, RH=75-98%, Wind Speed=2-6 kmph, Wind direction: E
Warning:	Heavy to very heavy rainfall is very likely in few places in 2 nd and 3 rd July

Weather Based Agro-meteorological Advisories Bulletin

General Recommendations

- Disinfecting the animal/bird sheds with lime powder/ bleaching powder/ 4%NaOH at regular interval is advocated
- Spraying operation should be done only on dry/clear weather
- Go for low cost polyhouses for year round cultivation of vegetables
- Obtain seeds from reputed/certified/reliable source
- Use fertilizers/pesticides as per recommended doses for the location
- Preference must be given on use of organic manures/bio-fertilizers & bio-pesticides
- ICAR Basar recommend poultry variety VANARAJA for backyard rearing

Crop	Stage	Pest/Disease	Precautionary Practices to be followed
FIELD CROPS			
Pulses/Ground nut	Vegetative stage	Cercospora Leaf spot & Epicauta bettle	<ul style="list-style-type: none"> Complete earthing up before 45-50 days after sowing. Spray azadirachtin 0.15 EC@ 1 ml/lit against Epicauta bettle in soybean Foliar spray of carbandazim/Mancozab@2gm/lit Manual weeding in greengram/blackgram Proper drainage to avoid excess moisture or water logging. Complete sowing of soybean before July 1st week
Maize	Multiple stages		<ul style="list-style-type: none"> If bluish-green leaves are observed, apply SSP or DAP along with 2/3rd of Urea to rejuvenate the plant from phosphorus deficiency
Wetland Rice	Nursery/Transplantation		<ul style="list-style-type: none"> Before transplanting, follow seedling root-dip treatment in chlorpyrifos 20 EC@ 2ml/10 lit for 12 hrs. Vegetable nursery should be raised inside well covered structure with raised bed.
Upland/ Jhum Rice	Tillering	Leaf Blast	<ul style="list-style-type: none"> Carry out top dressing in upland rice of 2/3rd of recommended dose of urea. On clear/sunny days, spray carbendazim @2g/lit water in <i>jhum</i> field to control heavy infestation of leaf blast & leaf spot.
VEGETABLES			
Summer Vegetables	Multiple stages		<ul style="list-style-type: none"> Dust ash powder in cucurbits Use pheromone traps/light traps against brinjal shoot and fruit borer.
Ginger/Turmeric	Vegetative	Soft rot	<ul style="list-style-type: none"> For management of soft rot in ginger: Need based drenching of Metalaxyl-8% + Mancozeb 64% WP @ 2.5 g per lit of water. Earthing up of ginger/turmeric along with basal application of required fertilizer should be done.
FRUIT CROPS			
Large Cardamom	Flowering stage	Chirkey Disease	<ul style="list-style-type: none"> Remove diseased part & keep inflorescence clean. Need based spray of broad spectrum fungicide like carbendazim @2g/lit water.
Orchards	Multiple stages		<ul style="list-style-type: none"> Prepare half moon terraces in fruit crops (orange/banana/apple/peach) grown in steep slopes to prevent nutrient loss during heavy downpour. Follow proper drainage and earthing up practices in low land/plain areas to avoid water stagnation in fruit orchards
Banana	Bunching		<ul style="list-style-type: none"> Remove the male flower in banana bunches to attain better finger/fruit size. Remove excess sucker from Banana in mother plant and give support in banana bunches to protect falling due to heavy weight or storm. Sword suckers with stout base, tapering towards the top with narrow leaves should be selected for planting at 3m x 3m spacing.
Pineapple	Active vegetative		<ul style="list-style-type: none"> Remove excess suckers and spray NAA@100ppm to increase fruit size and improve quality.
AGROFORESTRY			
All plants			<ul style="list-style-type: none"> Avoid water stagnation
LIVESTOCKS			
Livestock	Stage	Disease	Precautionary Practices to be followed
Pigs	All stages		<ul style="list-style-type: none"> Provide concentrate feed and multi-vitamins Vaccination as per the schedule with proper consultation

			with vet. <ul style="list-style-type: none"> Deworm at regular interval
Poultry	All stages		<ul style="list-style-type: none"> Provide anticoccidial drugs as preventive dose Vaccinate DOC chicks against RD/F1 on 4th day after birth & booster dose after 1 month
Fishery			<ul style="list-style-type: none"> Right time for stocking of fish fingerlings in fish tank with stocking density @1/m² Broadcast mustard Oil Cake (MOC) @5kg/day over the pond twice daily to feed fish fingerlings
Dog		Canine Parvovirus	<ul style="list-style-type: none"> Vaccinate as per consultation with vet
Cattle/Mithun		FMD	<ul style="list-style-type: none"> Vaccination is advocated Deworming with antihelminthic drugs like oxclozanide or pyrantel.
Contact Scientists (ICAR) or State Agril Staff or KVK staff for measures against adverse conditions or call at 03795-226237/226247			

Issued jointly by ICAR-RC for NEH Region, Arunachal Pradesh Centre, Basar and India Meteorological Department
 Contact: - IAAS.BASAR@gmail.com, Phone Number: - 03795-226247/37, -96 (Fax)

Agrometeorological Field Unit
 ICAR, BASAR

Agro-met Advisory Bulletin

(Period: 1st to 5th July, 2016)



GRAMIN KRISHI MAUSAM SEWA (Integrated Agro-Meteorological Advisory Services)



ICAR Research Complex for NEH Region
Arunachal Pradesh Centre, Basar-791101

District: Tawang

No: 53/2015-16/Fri

Dated: 1st July, 2016



Weather summery of the previous week	Weather forecast valid up to 5 th July, 2016
Rainfall = 33.0 mm	Mostly cloudy sky with light rainfall in some places. Max Temp=19°C and Min Temp=13°C, RH=71-95%, Wind Speed=2-6 kmph, Wind direction: ESE
Warning:	Heavy to very heavy rainfall is very likely in few places in 2 nd and 3 rd July

Weather Based Agro-meteorological Advisories Bulletin

General Recommendations

- Disinfecting the animal/bird sheds with lime powder/ bleaching powder/ 4%NaOH at regular interval is advocated
- All spraying operation should be done only on dry/clear weather
- Go for low cost polyhouses for year round cultivation of vegetables
- Obtain seeds from reputed/certified/reliable source
- Use fertilizers/pesticides as per recommended doses for the location
- Preference must be given on use of organic manures/bio-fertilizers & bio-pesticides
- ICAR Basar recommend poultry variety VANARAJA for backyard rearing

Crop	Stage	Pest/Disease	Precautionary Practices to be followed
FIELD CROPS			
Pulses/Ground nut	Vegetative stage	Cercospora Leaf spot & Epicauta bettle	<ul style="list-style-type: none">Spray azadirachtin 0.15 EC@ 1 ml/lit against Epicauta bettle in soybeanFoliar spray of carbandazim/Mancozab@2gm/litManual weeding in greengram/blackgramProper drainage to avoid excess moisture or water logging.

			<ul style="list-style-type: none">• Complete earthing up before 45-50 days after sowing.
Upland / Jhum Rice	Tillering	Leaf Blast	<ul style="list-style-type: none">• Carry out top dressing in upland rice of 2/3rd of recommended dose of urea.• Maintain periphery of nursery field weed free and clean to prevent disease and pest harboring in weeds.• On clear/sunny days, spray carbendazim @2g/lit water in <i>jhum</i> field to control heavy infestation of leaf blast & leaf spot.
Maize	Multiple stages		<ul style="list-style-type: none">• If bluish-green leaves are observed, apply SSP or DAP along with 2/3rd of Urea to rejuvenate the plant from phosphorus deficiency
VEGETABLES			
Summer Vegetables	Multiple stages		<ul style="list-style-type: none">• Spray azadirachtin 0.15EC@6ml/lit against flea beetles• Use pheromone traps/light traps against brinjal shoot and fruit borer.• Proper scientific cultural practices to be carried out in all vegetables viz. cleaning, earthing up, weeding, proper drainage etc.
Ginger/turmeric	Vegetative stage	Soft rot	<ul style="list-style-type: none">• For management of soft rot in ginger: Need based drenching of Metalaxyl-8% + Mancozeb 64% WP @ 2.5 g per lit of water.• Earthing up of ginger/turmeric along with basal application of required fertilizer should be done.
FRUIT CROPS			
Orchards	Multiple stages		<ul style="list-style-type: none">• Prepare half moon terraces in fruit crops (orange/banana/apple/peach) grown in steep slopes to prevent nutrient loss during heavy downpour.• Follow proper drainage and earthing up practices in low land/plain areas to avoid water stagnation in fruit orchards• Earthing-up and removal of excess suckers in Pineapple should be carried out for better plant establishment and anchorage.
Banana	Bunching		<ul style="list-style-type: none">• Remove the male flower in banana bunches to attain better finger/fruit size.• Remove excess sucker from Banana in mother plant and give support in banana bunches to protect falling due to heavy weight or storm.• Sword suckers with stout base, tapering towards the top with narrow leaves should be selected for planting at 3m x 3m spacing.
LIVESTOCKS			
Livestock	Stage	Disease	Precautionary Practices to be followed
Pigs	All stages		<ul style="list-style-type: none">• Provide concentrate feed and multi-vitamins• Provide proper bedding materials for newly born piglets to protect them from cold• Vaccination as per the schedule with proper consultation with vet.• Deworm at regular interval
Poultry	All stages		<ul style="list-style-type: none">• Provide anticoccidial drugs as preventive dose• Vaccinate DOC chicks against RD/F1 on 4th day after birth & booster dose after 1 months.
Fishery			<ul style="list-style-type: none">• Right time for stocking of fish fingerlings in fish tank with stocking density @1/m²• Broadcast mustard Oil Cake (MOC) @5kg/day over the pond twice daily to feed fish fingerlings
Cattle/Mithun/ Yak	All stages	FMD	<ul style="list-style-type: none">• Vaccination is advocated• Deworming with antihelmintic drugs like oxcyclozanide or

			pyrantel
Contact Scientists (ICAR) or State Agril Staff or KVK staff for measures against adverse conditions or call at 03795-226237/226247			

Issued jointly by ICAR-RC for NEH Region, Arunachal Pradesh Centre, Basar and India Meteorological Department
Contact: - IAAS.BASAR@gmail.com, Phone Number: - 03795-226247/37, -96 (Fax)

Agrometeorological Field Unit ICAR, BASAR
--

Agro-met Advisory Bulletin

(Period: 1st to 5th July, 2016)



GRAMIN KRISHI MAUSAM SEWA (Integrated Agro-Meteorological Advisory Services)



ICAR Research Complex for NEH Region
Arunachal Pradesh Centre, Basar-791101

District: Tirap

No: 53/2015-16/Fri

Dated: 1st July, 2016



Weather summary of the previous week	Weather forecast valid up to 1 st July, 2016
Rainfall = 12.2 mm (Deomali)	Mostly cloudy weather is forecasted for next 2-3 days with possibility of light/moderate rainfall in some places. Max Temp=26°C and Min Temp=21°C, RH=79-100%, Wind Speed=2-4 kmph, Wind direction: E
Warning:	Heavy to very heavy rainfall is very likely in few places in 2 nd and 3 rd July

Weather Based Agro-meteorological Advisories Bulletin

<ul style="list-style-type: none">Disinfecting the animal/bird sheds with lime powder/ bleaching powder/ 4%NaOH at regular interval is advocated.Go for low cost polyhouses for year round cultivation of vegetablesObtain seeds from reputed/certified/reliable sourceUse fertilizers/pesticides as per recommended doses for the locationPreference must be given on use of organic manures/bio-fertilizers & bio-pesticidesICAR Basar recommend poultry variety VANARAJA for backyard rearing			
Crop	Stage	Pest/Disease	Precautionary Practices to be followed
FIELD CROPS			
Wetland Rice	Nursery/Transplantation		<ul style="list-style-type: none">Before transplanting, follow seedling root-dip treatment in chlorpyrifos 20 EC@ 2ml/10 lit for 12 hrs. Vegetable nursery should be raised inside well covered structure with raised bed.
Maize	Multiple stages		<ul style="list-style-type: none">If bluish-green leaves are observed, apply SSP or DAP along

			with 2/3 rd of Urea to rejuvenate the plant from phosphorus deficiency
Pulses/Ground nut	Vegetative stage	Cercospora Leaf spot & Epicauta beetle	<ul style="list-style-type: none">• Complete earthing up before 45-50 days after sowing.• Spray azadirachtin 0.15 EC@ 1 ml/lit against Epicauta beetle in soybean• Foliar spray of carbandazim/Mancozab@2gm/lit• Manual weeding in greengram/blackgram• Proper drainage to avoid excess moisture or water logging.
Upland / Jhum Rice	Tillering	Leaf Blast	<ul style="list-style-type: none">• Carry out top dressing in upland rice of 2/3rd of recommended dose of urea.• On clear/sunny days, spray carbendazim @2g/lit water in <i>jhum</i> field to control heavy infestation of leaf blast & leaf spot.
VEGETABLES			
Summer Vegetables	Multiple stages		<ul style="list-style-type: none">• Dust ash powder in cucurbits• Use pheromone traps/light traps against brinjal shoot and fruit borer.• Proper scientific cultural practices to be carried out in all vegetables viz. cleaning, earthing up, weeding, proper drainage etc.• New nursery should be raised inside well covered structure with a raised bed to protect against continuous rain/shower
Ginger/turmeric	Vegetative stage	Soft Rot	<ul style="list-style-type: none">• For management of soft rot in ginger: Need based drenching of Metalaxyl-8% + Mancozeb 64% WP @ 2.5 g per lit of water.• Earthing up of ginger/turmeric along with basal application of required fertilizer should be done.
FRUIT CROPS			
Large Cardamom	Flowering stage	Chirkey Disease	<ul style="list-style-type: none">• Remove diseased part & keep inflorescence clean.• Need based spray of broad spectrum fungicide like carbendazim @2g/lit water.
Pineapple	Multiple stages		<ul style="list-style-type: none">• Remove excess suckers and spray NAA@100ppm to increase fruit size and improve quality.
Banana	Bunching		<ul style="list-style-type: none">• Remove the male flower in banana bunches to attain better finger/fruit size.• Remove excess sucker from Banana in mother plant and give support in banana bunches to protect falling due to heavy weight or storm.• Sword suckers with stout base, tapering towards the top with narrow leaves should be selected for planting at 3m x 3m spacing.
AGROFORESTRY			
LIVESTOCKS			
Livestock	Stage	Disease	Precautionary Practices to be followed
Pigs	All stages		<ul style="list-style-type: none">• Provide concentrate feed and multi-vitamins• Vaccination as per the schedule with proper consultation with vet.• Deworm at regular interval• During scarcity of fodder provide hay/silage/feedblocks.
Poultry	All stages		<ul style="list-style-type: none">• Provide anticoccidial drugs as preventive dose• Vaccinate DOC chicks against RD/F1 on 4th day after birth & booster dose after 1 months..
Fishery			<ul style="list-style-type: none">• Right time for stocking of fish fingerlings in fish tank with stocking density @1/m²• Broadcast mustard Oil Cake (MOC) @5kg/day over the pond twice daily to feed fish fingerlings

Dog	All stages	Canine Parvovirus	<ul style="list-style-type: none">• Vaccinate as per consultation with vet
Cattle	All stages	FMD	<ul style="list-style-type: none">• Vaccination is advocated• Deworming with antihelminthic drugs like oxclozanide or pyrantel.
Contact Scientists (ICAR) or State Agril Staff or KVK staff for measures against adverse conditions or call at 03795-226237/226247			

Issued jointly by ICAR-RC for NEH Region, Arunachal Pradesh Centre, Basar and India Meteorological Department
Contact: - IAAS.BASAR@gmail.com, Phone Number: - 03795-226247/37, -96 (Fax)

Agrometeorological Field Unit
ICAR, BASAR

Agro-met Advisory Bulletin

(Period: 1st to 5th July, 2016)



GRAMIN KRISHI MAUSAM SEWA (Integrated Agro-Meteorological Advisory Services)



ICAR Research Complex for NEH Region
Arunachal Pradesh Centre, Basar-791101

District: Upper Siang

No: 53/2015-16/Fri

Dated: 1st July, 2016



Weather summery of the previous week	Weather forecast valid up to 5 th July, 2016
Rainfall = Tuting: 80.0 mm	Mostly cloudy weather is forecasted for next 2-3 days with possibility of light/moderate rainfall. Max Temp=23°C and Min Temp=15°C, RH=60-92%, Wind Speed=2-3 kmph, Wind direction: SSE
Warning:	Heavy to very heavy rainfall is very likely in few places in 2 nd and 3 rd July

Weather Based Agro-meteorological Advisories Bulletin

General Recommendations

- Disinfecting the animal/bird sheds with lime powder/ bleaching powder/ 4%NaOH at regular interval is advocated
- Spraying operation should be done only on dry/clear weather
- Go for low cost polyhouses for year round cultivation of vegetables
- Obtain seeds from reputed/certified/reliable source
- Use fertilizers/pesticides as per recommended doses for the location
- Preference must be given on use of organic manures/bio-fertilizers & bio-pesticides
- ICAR Basar recommend poultry variety VANARAJA for backyard rearing

Crop	Stage	Pest/Disease	Precautionary Practices to be followed
FIELD CROPS			
Pulses/Ground nut	Vegetative stage	Cercospora Leaf spot	<ul style="list-style-type: none"> Spray azadirachtin 0.15 EC@ 1 ml/lit against Epicauta settle in soybean Foliar spray of carbandazim/Mancozab@2gm/lit Manual weeding in greengram/blackgram Proper drainage to avoid excess moisture or water logging. Complete earthing up before 45-50 days after sowing.
Upland Rice	Tillering stage	Leaf Blast	<ul style="list-style-type: none"> On clear/sunny days, spray carbendazim @2g/lit water in <i>jhum</i> field to control heavy infestation of leaf blast & leaf spot. Carry out top dressing in upland rice of 2/3rd of recommended dose of urea. Maintain periphery of nursery field weed free and clean to prevent disease and pest harboring in weeds.
Wetland Rice	Nursery/Transplantation		<ul style="list-style-type: none"> Before transplanting, follow seedling root-dip treatment in chlorpyriphos 20 EC@ 2ml/10 lit for 12 hrs. Vegetable nursery should be raised inside well covered structure with raised bed.
Maize	Multiple stages		<ul style="list-style-type: none"> If bluish-green leaves are observed, apply SSP or DAP along with 2/3rd of Urea to rejuvenate the plant from phosphorus deficiency
VEGETABLES			
Summer Vegetables	Multiple stages		<ul style="list-style-type: none"> Dust ash powder in cucurbits Use pheromone traps/light traps against brinjal shoot and fruit borer. Proper scientific cultural practices to be carried out in all vegetables viz. cleaning, earthing up, weeding, proper drainage etc.
Ginger/turmeric	Vegetative stage	Soft rot	<ul style="list-style-type: none"> For management of soft rot in ginger: Need based drenching of Metalaxyl-8% + Mancozeb 64% WP @ 2.5 g per lit of water Earthing up of ginger/turmeric along with basal application of required fertilizer should be done.
FRUIT CROPS			
Large Cardamom	Flowering stage	Chirkey Disease	<ul style="list-style-type: none"> Remove diseased part & keep inflorescence clean. Need based spray of broad spectrum fungicide like carbendazim @2g/lit water.
Orchards	Multiple stages		<ul style="list-style-type: none"> Prepare half moon terraces in fruit crops (orange/banana/apple/peach) grown in steep slopes to prevent nutrient loss during heavy downpour. Follow proper drainage and earthing up practices in low land/plain areas to avoid water stagnation in fruit orchards
Pineapple	Vegetative stage		<ul style="list-style-type: none"> Remove excess suckers and spray NAA@100ppm to increase fruit size and improve quality.
Banana	Bunching		<ul style="list-style-type: none"> Remove the male flower in banana bunches to attain better finger/fruit size. Remove excess sucker from Banana in mother plant and give support in banana bunches to protect falling due to heavy weight or storm. Sword suckers with stout base, tapering towards the top with narrow leaves should be selected for planting at 3m x 3m spacing
AGROFORESTRY			
			<ul style="list-style-type: none">
LIVESTOCKS			
Livestock	Stage	Disease	Precautionary Practices to be followed

Pigs	All stages		<ul style="list-style-type: none">• Provide concentrate feed and multi-vitamins• Vaccination as per the schedule with proper consultation with vet.• Deworm at regular interval
Poultry	All stages		<ul style="list-style-type: none">• Provide anticoccidial drugs as preventive dose• Vaccinate DOC chicks against RD/F1 on 4th day after birth & booster dose after 1 months.
Fishery			<ul style="list-style-type: none">• Right time for stocking of fish fingerlings in fish tank with stocking density @1/m²• Broadcast mustard Oil Cake (MOC) @5kg/day over the pond twice daily to feed fish fingerlings
Cattle/Mithun	All stages	FMD	<ul style="list-style-type: none">• Vaccination is advocated
Contact Scientists (ICAR) or State Agril Staff or KVK staff for measures against adverse conditions or call at 03795-226237/226247			

Issued jointly by ICAR-RC for NEH Region, Arunachal Pradesh Centre, Basar and India Meteorological Department
Contact: - IAAS.BASAR@gmail.com, Phone Number: - 03795-226247/37, -96 (Fax)

Agrometeorological Field Unit
ICAR, BASAR

Agro-met Advisory Bulletin

(Period: 28th June to 1st July, 2016)



GRAMIN KRISHI MAUSAM SEWA (Integrated Agro-Meteorological Advisory Services)

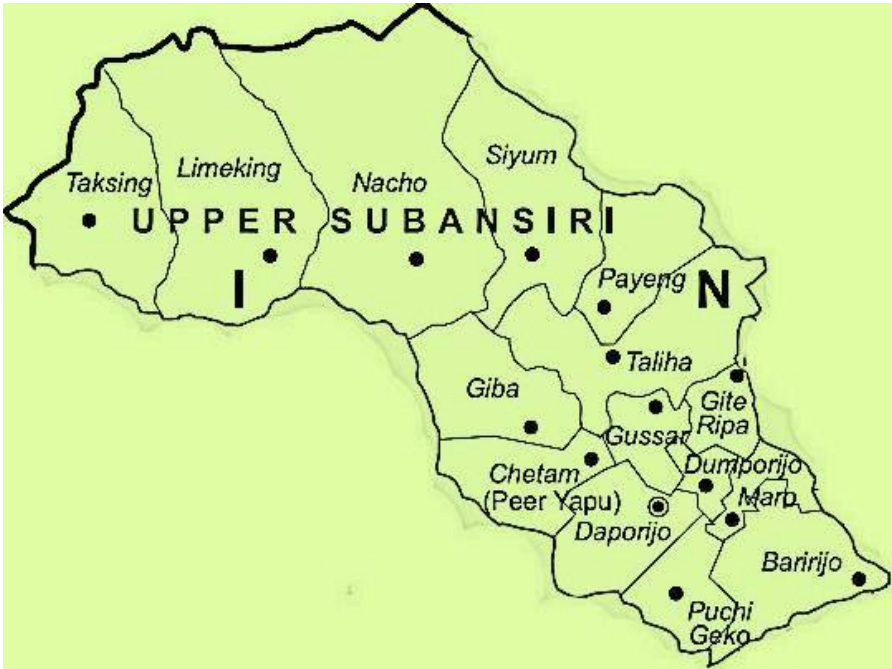


ICAR Research Complex for NEH Region
Arunachal Pradesh Centre, Basar-791101

District: Upper Subansiri

No: 52/2015-16/Tue

Dated: 28th June, 2016



Weather summary of the previous week	Weather forecast valid up to 1 st July, 2016
Rainfall = 3.0 mm (Puchi Geko); Daporijo: 15.8 mm	Mostly cloudy weather is forecasted with possibility of light/moderate rainfall in few places. Max Temp=26°C and Min Temp=16°C, RH=68-97%, Wind Speed=2-3 kmph, Wind direction: SW
Warning	Heavy to very heavy rainfall is very likely in few places in 2 nd and 3 rd July

Weather Based Agro-meteorological Advisories Bulletin

- Disinfecting the animal/bird sheds with lime powder/ bleaching powder/ 4%NaOH at regular interval is advocated
- Avoid spray of insecticides during flowering stage as it may hinder pollination by honey bees and other insects.
- Spraying operation should be done only on dry/clear weather
- Go for low cost polyhouses for year round cultivation of vegetables
- Obtain seeds from reputed/certified/reliable source
- Use fertilizers/pesticides as per recommended doses for the location
- Preference must be given on use of organic manures/bio-fertilizers & bio-pesticides
- ICAR Basar recommend poultry variety VANARAJA for backyard rearing

Crop	Stage	Pest/Disease	Precautionary Practices to be followed
FIELD CROPS			
Wetland Rice	Nursery/ Transplantation		<ul style="list-style-type: none">Before transplanting, follow seedling root-dip treatment in chlorpyrifos 20 EC@ 2ml/10 lit for 12 hrs. Vegetable nursery should be raised inside well covered structure with raised bed.
Upland / Jhum Rice	Tillering stage	Leaf Blast	<ul style="list-style-type: none">Carry out top dressing in upland rice of 2/3rd of recommended dose of urea.Maintain periphery of nursery field weed free and clean to prevent disease and pest harboring in weeds.On clear/sunny days, spray carbendazim @2g/lit water in <i>jhum</i> field to control heavy infestation of leaf blast & leaf spot.
Pulses/Ground nut	Vegetative stage	Cercospora Leaf spot	<ul style="list-style-type: none">Spray azadirachtin 0.15 EC@ 1 ml/lit against Epicauta settle in soybeanFoliar spray of carbandazim/Mancozab@2gm/litManual weeding in greengram/blackgramProper drainage to avoid excess moisture or water logging.Complete earthing up before 45-50 days after sowing.
Maize	Multiple stages		<ul style="list-style-type: none">If bluish-green leaves are observed, apply SSP or DAP along with 2/3rd of Urea to rejuvenate the plant from phosphorus deficiency
VEGETABLES			
Summer Vegetables	Multiple stages		<ul style="list-style-type: none">Use pheromone traps/light traps against brinjal shoot and fruit borer.Proper scientific cultural practices to be carried out in all vegetables viz. cleaning, earthing up, weeding, proper drainage etc.New nursery should be raised inside well covered structure with a raised bed to protect against continuous rain/shower.
Ginger/turmeric	Vegetative stage	Soft rot	<ul style="list-style-type: none">For management of soft rot in ginger: Need based drenching of Metalaxyl-8% + Mancozeb 64% WP @ 2.5 g per lit of water.Earthing up of ginger/turmeric along with basal application of required fertilizer should be done.
FRUIT CROPS			
Large Cardamom	Flowering stage	Chirkey Disease	<ul style="list-style-type: none">Remove diseased part & keep inflorescence clean.Need based spray of broad spectrum fungicide like carbendazim @2g/lit water.
Orchards	Multiple stages		<ul style="list-style-type: none">Prepare half moon terraces in fruit crops (orange/banana/apple/peach) grown in steep slopes to prevent nutrient loss during heavy downpour.Follow proper drainage and earthing up practices in low land/plain areas to avoid water stagnation in fruit orchards
Pineapple	Vegetative stage		<ul style="list-style-type: none">Remove excess suckers and spray NAA@100ppm to increase fruit size and improve quality.
Banana	Bunching		<ul style="list-style-type: none">Remove the male flower in banana bunches to attain better finger/fruit sizeRemove excess sucker from Banana in mother plant and give support in banana bunches to protect falling due to heavy weight or storm.Sword suckers with stout base, tapering towards the top with narrow leaves should be selected for planting at 3m x 3m spacing.
LIVESTOCKS			
Livestock	Stage	Disease	Precautionary Practices to be followed
Pigs	All stages		<ul style="list-style-type: none">Provide concentrate feed and multi-vitamins

			<ul style="list-style-type: none">• Vaccination as per the schedule with proper consultation with vet.• Deworm at regular interval
Poultry	All stages		<ul style="list-style-type: none">• Provide anticoccidial drugs as preventive dose• Vaccinate DOC chicks against RD/F1 on 4th day after birth & booster dose after 1 months.
Fishery			<ul style="list-style-type: none">• Right time for stocking of fish fingerlings in fish tank with stocking density @1/m²• Broadcast mustard Oil Cake (MOC) @5kg/day over the pond twice daily to feed fish fingerlings• Keep the periphery of the fish grow-out tank clean
Cattle	All stages	FMD	<ul style="list-style-type: none">• Vaccination is advocated
Contact Scientists (ICAR) or State Agril Staff or KVK staff for measures against adverse conditions or call at 03795-226237/226247			

Issued jointly by ICAR-RC for NEH Region, Arunachal Pradesh Centre, Basar and India Meteorological Department
Contact: - IAAS.BASAR@gmail.com, Phone Number: - 03795-226247/37, -96 (Fax)

Agrometeorological Field Unit
ICAR, BASAR

Agro-met Advisory Bulletin

(Period: 1st to 5th July, 2016)



GRAMIN KRISHI MAUSAM SEWA (Integrated Agro-Meteorological Advisory Services)



ICAR Research Complex for NEH Region
Arunachal Pradesh Centre, Basar-791101

District: West Kameng

No: 53/2015-16/Fri

Dated: 1st July, 2016



Weather summery of the previous week	Weather forecast valid up to 5 th July, 2016
Rainfall = Bomdila: 0.0 mm; Bhalukpong: 42.6 mm	Mostly cloudy sky with possibility of light/moderate rainfall. Max Temp=26°C and Min Temp=17°C, RH=68-96%, Wind Speed=2-4 kmph, Wind direction: ENE
Warning:	Heavy to very heavy rainfall is very likely in few places in 2 nd and 3 rd July

Weather Based Agro-meteorological Advisories Bulletin

General Recommendations

- Disinfecting the animal/bird sheds with lime powder/ bleaching powder/ 4%NaOH at regular interval is advocated
- Spraying operation should be done only on dry/clear weather
- Go for low cost polyhouses for year round cultivation of vegetables
- Obtain seeds from reputed/certified/reliable source
- Use fertilizers/pesticides as per recommended doses for the location
- Preference must be given on use of organic manures/bio-fertilizers & bio-pesticides
- ICAR Basar recommend poultry variety VANARAJA for backyard rearing

Crop	Stage	Pest/Disease	Precautionary Practices to be followed
FIELD CROPS			
Upland / Jhum Rice	Tillering stage	Leaf Blast	<ul style="list-style-type: none">Carry out top dressing in upland rice of 2/3rd of recommended dose of urea.Maintain periphery of nursery field weed free and clean to prevent disease and pest harboring in weeds.On clear/sunny days, spray carbendazim @2g/lit water in <i>jhum</i> field to control heavy infestation of leaf blast & leaf spot.
Wetland Rice	Nursery/ Transplantation		<ul style="list-style-type: none">Before transplanting, follow seedling root-dip treatment in chlorpyrifos 20 EC@ 2ml/10 lit for 12 hrs. Vegetable nursery should be raised inside well covered structure with raised bed.
Pulses/Ground nut	Vegetative stage	Cercospora Leaf spot	<ul style="list-style-type: none">Complete earthing up before 45-50 days after sowingSpray azadirachtin 0.15 EC@ 1 ml/lit against <i>Epicauta</i> settle in soybeanFoliar spray of carbandazim/Mancozab@2gm/litManual weeding in greengram/blackgramProper drainage to avoid excess moisture or water logging.
Maize	Multiple stages		<ul style="list-style-type: none">If bluish-green leaves are observed, apply SSP or DAP along with 2/3rd of Urea to rejuvenate the plant from phosphorus deficiency
VEGETABLES			
Summer Vegetables	Multiple stages		<ul style="list-style-type: none">Dust ash powder in cucurbits.Use pheromone traps/light traps against brinjal shoot and fruit borer.Proper scientific cultural practices to be carried out in all vegetables viz. cleaning, earthing up, weeding, proper drainage etc.New nursery should be raised inside well covered structure with a raised bed to protect against continuous rain/shower.
Ginger/turmeric	Vegetative stage	Soft rot	<ul style="list-style-type: none">For management of soft rot in ginger: Need based drenching of Metalaxyl-8% + Mancozeb 64% WP @ 2.5 g per lit of water.Earthing up of ginger/turmeric along with basal application of required fertilizer should be done.
FRUIT CROPS			
Large Cardamom	Flowering stage	Chirkey Disease	<ul style="list-style-type: none">Remove diseased part & keep inflorescence clean.Need based spray of broad spectrum fungicide like carbendazim @2g/lit water.
Orchards	Multiple stages		<ul style="list-style-type: none">Prepare half moon terraces in fruit crops (orange/banana/apple/peach) grown in steep slopes to prevent nutrient loss during heavy downpour.Follow proper drainage and earthing up practices in low land/plain areas to avoid water stagnation in fruit orchards
Pineapple	Vegetative stage		<ul style="list-style-type: none">Remove excess suckers and spray NAA@100ppm to increase fruit size and improve quality.
Banana	Bunching		<ul style="list-style-type: none">Remove the male flower in banana bunches to attain better finger/fruit sizeRemove excess sucker from Banana in mother plant and give support in banana bunches to protect falling due to heavy weight or storm.Sword suckers with stout base, tapering towards the top with narrow leaves should be selected for planting at 3m x 3m spacing.
LIVESTOCKS			
Livestock	Stage	Disease	Precautionary Practices to be followed
Pigs	All stages		<ul style="list-style-type: none">Provide concentrate feed and multi-vitamins

			<ul style="list-style-type: none">• Vaccination as per the schedule with proper consultation with vet.• Deworm at regular interval
Poultry	All stages		<ul style="list-style-type: none">• Provide anticoccidial drugs as preventive dose• Vaccinate DOC chicks against RD/F1 on 4th day after birth & booster dose after 1 months.
Fishery			<ul style="list-style-type: none">• Right time for stocking of fish fingerlings in fish tank with stocking density @1/m²• Broadcast mustard Oil Cake (MOC) @5kg/day over the pond twice daily to feed fish fingerlings
Cattle	All stages	FMD	<ul style="list-style-type: none">• Vaccination is advocated
Contact Scientists (ICAR) or State Agril Staff or KVK staff for measures against adverse conditions or call at 03795-226237/226247			

Issued jointly by ICAR-RC for NEH Region, Arunachal Pradesh Centre, Basar and India Meteorological Department
Contact: - IAAS.BASAR@gmail.com, Phone Number: - 03795-226247/37, -96 (Fax)

Agrometeorological Field Unit
ICAR. BASAR

Agro-met Advisory Bulletin

(Period: 1st to 5th July, 2016)



GRAMIN KRISHI MAUSAM SEWA (Integrated Agro-Meteorological Advisory Services)

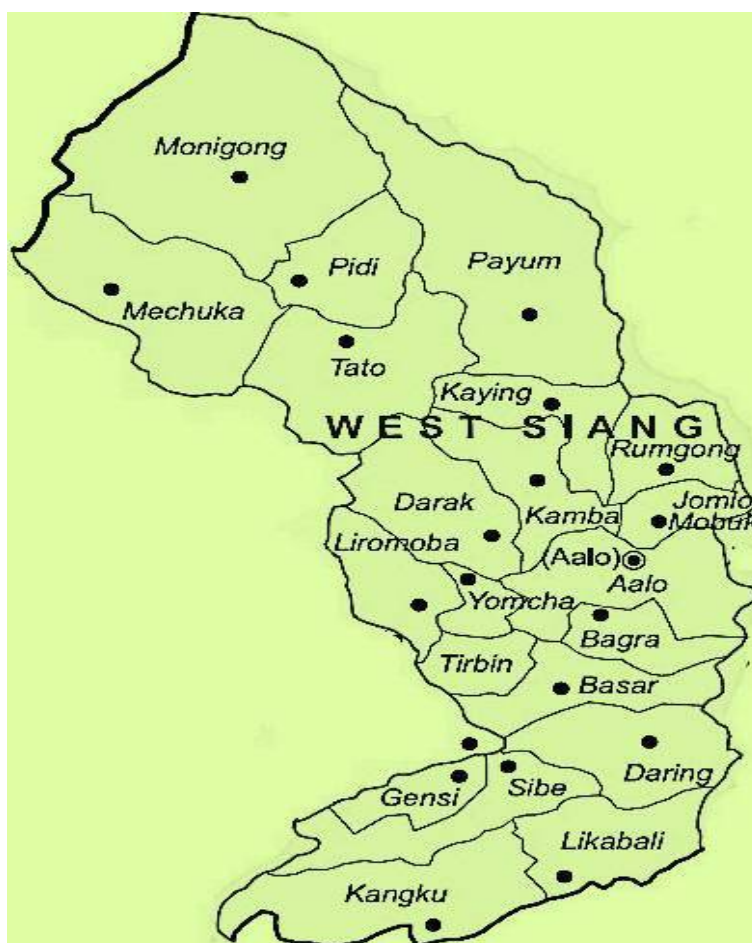


ICAR Research Complex for NEH Region
Arunachal Pradesh Centre, Basar-791101

District: West Siang

No: 53/2015-16/Fri

Dated: 1st July, 2016



Basar: Latitude: 27°59.53/Longitude: 94.41.269/Altitude: 616 amsl

Weather summary of the previous week	Weather forecast valid up to 5 th July , 2016
Rainfall = 104.4 mm. T. Max: 27.2 °C, T. Min: 23.1 °C, RH: 83-91%, Wind Speed: 3-4 kmph, Wind Direction: ES	Mostly cloudy sky with possibility of light/moderate rainfall. Max Temp=26°C and Min Temp=18°C, RH=71-96%, Wind Speed=2-3 kmph, Wind direction: WNW
Warning:	Heavy to very heavy rainfall is very likely in few places in 2nd and 3rd July

Weather Based Agro-meteorological Advisories Bulletin

General Recommendations

- Disinfecting the animal/bird sheds with lime powder/ bleaching powder/ 4%NaOH at regular interval is advocated
- Go for low cost polyhouses for year round cultivation of vegetables

- Obtain seeds from reputed/certified/reliable source
- Use fertilizers/pesticides as per recommended doses for the location
- Preference must be given on use of organic manures/bio-fertilizers & bio-pesticides
- ICAR Basar recommend poultry variety VANARAJA for backyard rearing

Crop	Stage	Pest/Disease	Precautionary Practices to be followed
FIELD CROPS			
Upland / Jhum Rice	Tillering stage	Leaf Blast	<ul style="list-style-type: none"> • On clear/sunny days, spray carbendazim @2g/lit water in <i>jhum</i> field to control heavy infestation of leaf blast & leaf spot. • Carry out top dressing in upland rice of 2/3rd of recommended dose of urea. • Maintain periphery of nursery field weed free and clean to prevent disease and pest harboring in weeds.
Wetland Rice	Nursery/ Transplantation		<ul style="list-style-type: none"> • Before transplanting, follow seedling root-dip treatment in chlorpyrifos 20 EC@ 2ml/10 lit for 12 hrs. Vegetable nursery should be raised inside well covered structure with raised bed.
Pulses/Ground nut	Vegetative stage	Cercospora Leaf spot & Epicauta Bettle	<ul style="list-style-type: none"> • Complete earthing up before 45-50 days after sowing • Spray azadirachtin 0.15 EC@ 1 ml/lit against Epicauta Bettle in soybean • Foliar spray of carbandazim/Mancozab@2gm/lit • Manual weeding in greengram/blackgram • Proper drainage to avoid excess moisture or water logging.
Maize	Multiple stages		<ul style="list-style-type: none"> • If bluish-green leaves are observed, apply SSP or DAP along with 2/3rd of Urea to rejuvenate the plant from phosphorus deficiency
VEGETABLES			
Summer Vegetables	Multiple stages		<ul style="list-style-type: none"> • Dust ash powder in cucurbits • Use pheromone traps/light traps against brinjal shoot and fruit borer. • Proper scientific cultural practices to be carried out in all vegetables viz. cleaning, earthing up, weeding, proper drainage etc. • New nursery should be raised inside well covered structure with a raised bed to protect against continuous rain/shower
Ginger/turmeric	Vegetative stage	Soft rot	<ul style="list-style-type: none"> • For management of soft rot in ginger: Need based drenching of Metalaxyl-8% + Mancozeb 64% WP @ 2.5 g per lit of water • Earthing up of ginger/turmeric along with basal application of required fertilizer should be done.
FRUIT CROPS			
Large Cardamom	Flowering stage	Chirkey Disease	<ul style="list-style-type: none"> • Remove diseased part & keep inflorescence clean. • Need based spray of broad spectrum fungicide like carbendazim @2g/lit water.
Orchards	Multiple stages		<ul style="list-style-type: none"> • Prepare half moon terraces in fruit crops (orange/banana/apple/peach) grown in steep slopes to prevent nutrient loss during heavy downpour. • Follow proper drainage and earthing up practices in low land/plain areas to avoid water stagnation in fruit orchards
Pineapple	Active Vegetative stage		<ul style="list-style-type: none"> • Remove excess suckers and spray NAA@100ppm to increase fruit size and improve quality.
Banana	Bunching		<ul style="list-style-type: none"> • Remove the male flower in banana bunches to attain better finger/fruit size • Remove excess sucker from Banana in mother plant and give support in banana bunches to protect falling due to heavy weight or storm. • Sword suckers with stout base, tapering towards the top with narrow leaves should be selected for planting at 3m

			x 3m spacing
AGROFORESTRY			
			•
LIVESTOCKS			
Livestock	Stage	Disease	Precautionary Practices to be followed
Pigs	All stages		<ul style="list-style-type: none"> • Provide concentrate feed and multi-vitamins • Vaccination as per the schedule with proper consultation with vet. • Deworm at regular interval • During scarcity of fodder provide hay/silage/feedblocks.
Poultry	All stages		<ul style="list-style-type: none"> • Provide anticoccidial drugs as preventive dose • Vaccinate DOC chicks against RD/F1 on 4th day after birth & booster dose after 1 months.
Fishery			<ul style="list-style-type: none"> • Right time for stocking of fish fingerlings in fish tank with stocking density @1/m² • Broadcast mustard Oil Cake (MOC) @5kg/day over the pond twice daily to feed fish fingerlings • Keep the periphery of fish grow-out tank clean and weed free
Cattle/Mithun	All stages	FMD	<ul style="list-style-type: none"> • Vaccination is advocated • Deworming with antihelmintic drugs like oxclozanide or pyrantel.
Contact Scientists (ICAR) or State Agril Staff or KVK staff for measures against adverse conditions or call at 03795-226237/226247			

Issued jointly by ICAR-RC for NEH Region, Arunachal Pradesh Centre, Basar and India Meteorological Department
 Contact: - IAAS.BASAR@gmail.com, Phone Number: - 03795-226247/37, -96 (Fax)

Agrometeorological Field Unit
 ICAR, BASAR

Agro-met Advisory Bulletin

(Period: 1st to 5th July, 2016)



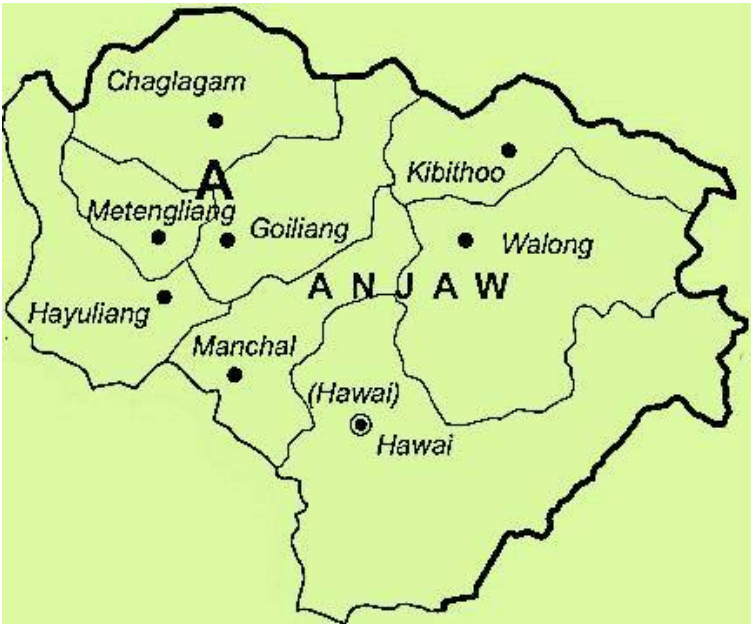
GRAMIN KRISHI MAUSAM SEWA (Integrated Agro-Meteorological Advisory Services)



ICAR Research Complex for NEH Region
Arunachal Pradesh Centre, Basar-791101

District: Anjaw

No: 53/2015-16/Fri Dated: 1st July, 2016



Hawai: Latitude: 28.2179994/ Longitude: 94.7277528/Altitude: 1296 m amsl

Weather summary of the previous week	Weather forecast valid up to 5 th July, 2016
Rainfall = NA	Mostly cloudy sky with light/moderate rainfall. Max Temp=19°C and Min Temp=13°C, RH=58-97%, Wind Speed=3-5 kmph, Wind direction: ESE
Warning:	Heavy to very heavy rainfall is very likely in few places in 2 nd and 3 rd July

Weather Based Agro-meteorological Advisories Bulletin

General Recommendations

<ul style="list-style-type: none">Spraying operation should be done only on dry/clear weatherGo for low cost polyhouses for year round cultivation of vegetablesObtain seeds from reputed/certified/reliable sourceUse fertilizers/pesticides as per recommended doses for the locationPreference must be given on use of organic manures/bio-fertilizers & bio-pesticidesICAR Basar recommend poultry variety VANARAJA for backyard rearingWarning: Spraying of DDT in crops is lethal			
Crop	Stage	Pest/Disease	Precautionary Practices to be followed
FIELD CROPS			
Wetland Rice	Nursery/ Transplantation		<ul style="list-style-type: none">Before transplanting, follow seedling root-dip treatment in chlorpyrifos 20 EC@ 2ml/10 lit for 12 hrs. Vegetable nursery should be raised inside well covered structure with

			raised bed.
Jhum Rice	Tillering stage	Leaf Blast	<ul style="list-style-type: none">Carry out top dressing in upland rice of 2/3rd of recommended dose of urea.Maintain periphery of nursery field weed free and clean to prevent disease and pest harboring in weeds.On clear/sunny days, spray carbendazim @2g/lit water in <i>jhum</i> field to control heavy infestation of leaf blast & leaf spot at 15 days interval.
Maize	Multiple stages		<ul style="list-style-type: none">If bluish-green leaves are observed, apply SSP or DAP along with 2/3rd of Urea to rejuvenate the plant from phosphorus deficiency
Pulses/Ground nut	Vegetative stage	Epicauta Bettle	<ul style="list-style-type: none">Complete earthing up before 45-50 days after sowing.Spray azadirachtin 0.15 EC@ 1 ml/lit against Epicauta settle in soybeanGap filling is recommended in the early sown cropManual weeding in greengram/blackgramProper drainage to avoid excess moisture or water logging.Complete sowing of soybean before July 1st week
VEGETABLES			
Summer Vegetables	Multiple stages		<ul style="list-style-type: none">Dust ash powder in cucurbitsUse pheromone traps/light traps against brinjal shoot and fruit borer.New nursery should be raised inside well covered structure with a raised bed to protect against continuous rain/shower.
Ginger/turmeric	Vegetative stage	Soft Rot	<ul style="list-style-type: none">For management of soft rot in ginger: Need based drenching of Metalaxyl-8% + Mancozeb 64% WP @ 2.5 g per lit of water.Earthing up of ginger/turmeric along with basal application of required fertilizer should be done.
FRUIT CROPS			
Large Cardamom	Flowering stage	Chirkey Disease	<ul style="list-style-type: none">Remove diseased part & keep inflorescence clean.Need based spray of broad spectrum fungicide like carbendazim @2g/lit water.
Orchards	Multiple stages		<ul style="list-style-type: none">Prepare half moon terraces in fruit crops (orange/banana/apple/peach) grown in steep slopes to prevent nutrient loss during heavy downpour.Follow proper drainage and earthing up practices in low land/plain areas to avoid water stagnation in fruit orchards
Pineapple	Active vegetative		<ul style="list-style-type: none">Remove excess suckers and spray NAA@100ppm to increase fruit size and improve quality.
Banana	Bunching		<ul style="list-style-type: none">Remove the male flower in banana bunches to attain better finger/fruit size.Remove excess sucker from Banana in mother plant and give support in banana bunches to protect falling due to heavy weight or storm.Sword suckers with stout base, tapering towards the top with narrow leaves should be selected for planting at 3m x 3m spacing.
LIVESTOCKS			
Livestock	Stage	Disease	Precautionary Practices to be followed
Pigs	All stages		<ul style="list-style-type: none">Provide concentrate feed and multi-vitaminsDeworm at regular intervalDisinfecting the animal/bird sheds with lime powder/bleaching powder/ 4%NaOH at regular interval is advocatedProvide adequate amount of potable water
Poultry	All stages	Ranikhet & Coccidiosis	<ul style="list-style-type: none">Provide anti-coccidial drugs as preventive doseVaccinate DOC chicks against RD/F1 on 4th day after birth & booster dose after 1 months.

Fishery			<ul style="list-style-type: none">• Right time for stocking of fish fingerlings in fish tank with stocking density @1/m²• Broadcast mustard Oil Cake (MOC) @5kg/day over the pond twice daily to feed fish fingerlings• Keep the periphery of fish grow-out tank clean
Cattle/Mithun	All stages	FMD	<ul style="list-style-type: none">• Vaccination is advocated against FMD• Deworming with antihelminthic drugs like oxcyclozanide or pyrantel.
Contact Scientists (ICAR) or State Agril Staff or KVK staff for measures against adverse conditions or call at 03795-226237/226247			

Issued jointly by ICAR-RC for NEH Region, Arunachal Pradesh Centre, Basar and India Meteorological Department
Contact: - IAAS.BASAR@gmail.com, Phone Number: - 03795-226247/37, -96 (Fax)

Agrometeorological Field Unit
ICAR, BASAR

Agro-met Advisory Bulletin

(Period: 1st to 5th July, 2016)



GRAMIN KRISHI MAUSAM SEWA (Integrated Agro-Meteorological Advisory Services)



ICAR Research Complex for NEH Region
Arunachal Pradesh Centre, Basar-791101

District: Changlang

No: 53/2015-16/Fri

Dated: 1st July, 2016



Changlang (HQ): Latitude: 27.1305856/Longitude: 95.7342373/Altitude: 580 masl


Weather summery of the previous week	Weather forecast valid up to 5 th July, 2016
Rainfall = Changlang: 0.4 mm. Miao: 0.0 mm	Mostly cloudy sky with possibility of light/moderate rainfall. Max Temp=27°C and Min Temp=21°C, RH=66-98%, Wind Speed=2-4 kmph, Wind direction: E
Warning	Heavy to very heavy rainfall is very likely in few places in 2 nd and 3 rd July

Weather Based Agro-meteorological Advisories Bulletin

General Recommendations

- Spraying operation should be done only on dry/clear weather
- Go for low cost polyhouses for year round cultivation of vegetables
- Obtain seeds from reputed/certified/reliable source
- Use fertilizers/pesticides as per recommended doses for the location
- Preference must be given on use of organic manures/bio-fertilizers & bio-pesticides
- ICAR Basar recommend poultry variety VANARAJA for backyard rearing

Crop	Stage	Pest/Disease	Precautionary Practices to be followed
FIELD CROPS			
Wetland Rice	Nursery/ Transplantation		<ul style="list-style-type: none">• Before transplanting, follow seedling root-dip treatment in chlorpyriphos 20 EC@ 2ml/10 lit for 12 hrs. Vegetable nursery should be raised inside well covered structure with raised bed.

Upland Rice	Tillering	Leaf Blast	<ul style="list-style-type: none"> On clear/sunny days, need based foliar spray of hexaconazole 5% EC (2ml/lit) or Carbendazim 50 % WP (1g/lit) at 15 days interval.
Maize	Multiple stages		<ul style="list-style-type: none"> If bluish-green leaves are observed, apply SSP or DAP along with 2/3rd of Urea to rejuvenate the plant from phosphorus deficiency
Pulses/Ground nut	Vegetative stage	Cercospora Leaf sopt & Epicauta bettle	<ul style="list-style-type: none"> Foliar spray of carbandazim/Mancozab@2gm/lit Manual weeding in greengram/blackgram Spray azadirachtin 0.15 EC@ 1 ml/lit against Epicauta bettle in soybean Gap filling is recommended in the early sown crop Complete sowing of soybean before July 1st week
VEGETABLES			
Summer Vegetables	Multiple stages		<ul style="list-style-type: none"> Use pheromone traps/light traps against brinjal shoot and fruit borer Proper scientific cultural practices to be carried out in all vegetables viz. cleaning, earthing up, weeding, proper drainage etc. New nursery should be raised inside well covered structure with a raised bed to protect against continuous rain/shower.
Ginger	Vegetative	Soft rot	<ul style="list-style-type: none"> For management of soft rot in ginger: Need based drencing of Metalaxyl-8% + Mancozeb 64% WP @ 2.5 g per lit of water.
FRUIT CROPS			
Large Cardamom	Flowering stage	Chirkey Disease	<ul style="list-style-type: none"> Remove diseased part & keep inflorescence clean. Need based spray of broad spectrum fungicide like carbendazim @2g/lit water.
Orchards	Multiple stages / all stages		<ul style="list-style-type: none"> Prepare half moon terraces in fruit crops (orange/banana/apple/peach) grown in steep slopes to prevent nutrient loss during heavy downpour. Follow proper drainage and earthing up practices in low land/plain areas to avoid water stagnation in fruit orchards
Banana	Bunching		<ul style="list-style-type: none"> Remove the male flower in banana bunches to attain better finger/fruit size. Remove excess sucker from Banana in mother plant and give support in banana bunches to protect falling due to heavy weight or storm. Sword suckers with stout base, tapering towards the top with narrow leaves should be selected for planting at 3m x 3m spacing.
AGROFORESTRY			
Bamboo	Vegetative		<ul style="list-style-type: none"> Thinning is advised
LIVESTOCKS			
Livestock	Stage	Disease	Precautionary Practices to be followed
Pigs	All stages		<ul style="list-style-type: none"> Provide concentrate feed and multi-vitamins Vaccination as per the schedule with proper consultation with vet. Deworm at regular interval Disinfecting the animal/bird sheds with lime powder/bleaching powder/ 4%NaOH at regular interval is advocated
Poultry	All stages 		<ul style="list-style-type: none"> Vaccination as per the schedule with proper consultation with vet. Provide anti-coccidial drugs as preventive dose Vaccinate DOC chicks against RD/F1 on 4th day after birth & booster dose after 1 months. Quarantine the newly procured birds for one month before introduction with old birds.

Fishery			<ul style="list-style-type: none">• Right time for stocking of fish fingerlings in fish tank with stocking density @1/m²• Broadcast mustard Oil Cake (MOC) @5kg/day over the pond twice daily to feed fish fingerlings• Keep clean the periphery at the fish grow-out tank, because they absorb nutrients from the water.
Cattle/Mithun	All stages	FMD	<ul style="list-style-type: none">• Vaccination is advocated against FMD
Contact Scientists (ICAR) or State Agril Staff or KVK staff for measures against adverse conditions or call at 03795-226237/226247			

Issued jointly by ICAR-RC for NEH Region, Arunachal Pradesh Centre, Basar and India Meteorological Department
Contact: - IAAS.BASAR@gmail.com, Phone Number: - 03795-226247/37, -96 (Fax)

Agrometeorological Field Unit
ICAR, BASAR

Agro-met Advisory Bulletin

(Period: 1st to 5th July, 2016)



GRAMIN KRISHI MAUSAM SEWA (Integrated Agro-Meteorological Advisory Services)

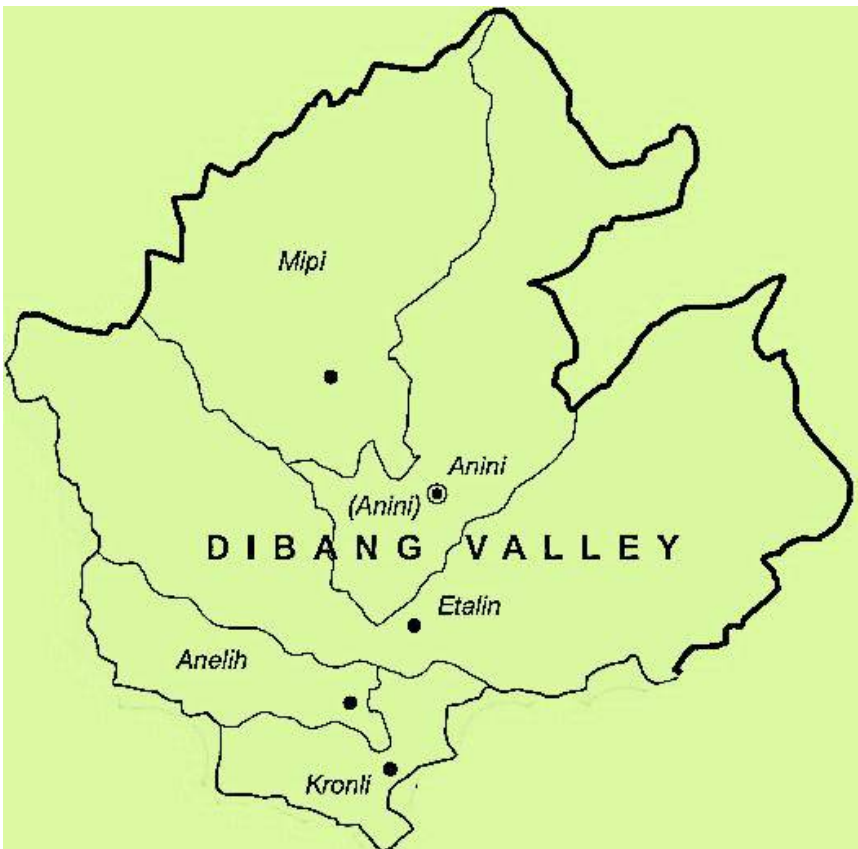


ICAR Research Complex for NEH Region
Arunachal Pradesh Centre, Basar-791101

District: Dibang Valley

No: 53/2015-16/Fri

Dated: 1st July, 2016



Anini: Latitude: 28.2179994/Longitude: 94.7277528/Altitude: 1968 masl

Weather summery of the previous week	Weather forecast valid up to 5 th July, 2016
Rainfall = Anini: NA	Mostly cloudy sky with light/moderate rainfall is forecasted. Max Temp=21°C and Min Temp=13°C, RH=55-96%, Wind Speed=2-4 kmph, Wind direction: ESE
Warning:	Heavy to very heavy rainfall is very likely in few places in 2 nd and 3 rd July

Weather Based Agro-meteorological Advisories Bulletin

General recommendations

- Disinfecting the animal/bird sheds with lime powder/ bleaching powder/ 4%NaOH at regular interval is advocated
- Go for spray operation only on dry/clear weather.
- Go for low cost polyhouses for year round cultivation of vegetables
- Obtain seeds from reputed/certified/reliable source
- Use fertilizers/pesticides as per recommended doses for the location
- Preference must be given on use of organic manures/bio-fertilizers & bio-pesticides

- **ICAR Basar recommend poultry variety VANARAJA for backyard rearing**

Crop	Stage	Pest/Disease	Precautionary Practices to be followed
FIELD CROPS			
Wetland Rice	Nursery/ Transplantation		<ul style="list-style-type: none"> • Before transplanting, follow seedling root-dip treatment in chlorpyrifos 20 EC@ 2ml/10 lit for 12 hrs. Vegetable nursery should be raised inside well covered structure with raised bed.
Jhum Rice	Tillering stage	Leaf Blast	<ul style="list-style-type: none"> • On clear/sunny days, spray carbendazim @2g/lit water in <i>jhum</i> field to control heavy infestation of leaf blast & leaf spot.
Pulses/Ground nut	Vegetative stage	Cercospora Leaf spot & Epicauta beetle	<ul style="list-style-type: none"> • Spray azadirachtin 0.15 EC@ 1 ml/lit against Epicauta beetle in soybean • Foliar spray of carbendazim/Mancozeb@2gm/lit • Manual weeding in greengram/blackgram • Proper drainage to avoid excess moisture or water logging. • Complete sowing of soybean before July 1st week
Maize	Multiple stages		<ul style="list-style-type: none"> • If bluish-green leaves are observed, apply SSP or DAP along with 2/3rd of Urea to rejuvenate the plant from phosphorus deficiency
VEGETABLES			
Summer Vegetables			<ul style="list-style-type: none"> • Dust ash powder in cucurbits • Use pheromone traps/light traps against brinjal shoot and fruit borer. • Proper scientific cultural practices to be carried out in all vegetables viz. cleaning, earthing up, weeding, proper drainage etc. • New nursery should be raised inside well covered structure with a raised bed to protect against continuous rain/shower.
Ginger/summer pulses	Vegetative	Soft Rot	<ul style="list-style-type: none"> • For management of soft rot in ginger: Need based dressing of Metalaxyl-8% + Mancozeb 64% WP @ 2.5 g per lit of water. • Earthing up of ginger/turmeric along with basal application of required fertilizer should be done
FRUIT CROPS			
Large Cardamom	Flowering stage	Chirkey Disease	<ul style="list-style-type: none"> • Remove diseased part & keep inflorescence clean. • Need based spray of broad spectrum fungicide like carbendazim @2g/lit water.
Orchards	All stages		<ul style="list-style-type: none"> • Prepare half moon terraces in fruit crops (orange/banana/apple/peach) grown in steep slopes to prevent nutrient loss during heavy downpour. • Follow proper drainage and earthing up practices in low land/plain areas to avoid water stagnation in fruit orchards
Pineapple	Active Vegetative		<ul style="list-style-type: none"> • Remove excess suckers and spray NAA@100ppm to increase fruit size and improve quality.
Banana	Bunching		<ul style="list-style-type: none"> • Remove the male flower in banana bunches to attain better finger/fruit size. • Remove excess sucker from Banana in mother plant and give support in banana bunches to protect falling due to heavy weight or storm. • Sword suckers with stout base, tapering towards the top with narrow leaves should be selected for planting at 3m x 3m spacing.
LIVESTOCKS			
Livestock	Stage	Disease	Precautionary Practices to be followed
Pigs	All stages		<ul style="list-style-type: none"> • During noon provide glucose/electrol in drinking water
Poultry	All stages		<ul style="list-style-type: none"> • Provide anticoccidial drugs for preventive dose • Vaccinate DOC chicks against RD/F1 on 4th day after birth

			& booster dose after 1 month.
Fishery			<ul style="list-style-type: none">• Right time for stocking of fish fingerlings in fish tank with stocking density @ 1/m²• Broadcast mustard Oil Cake (MOC) @5kg/day over the pond twice daily to feed fish fingerlings• Keep clean the periphery of the fish grow-out tank
Cattle/Mithun	All stages	FMD	<ul style="list-style-type: none">• Vaccination is advocated
Contact Scientists (ICAR) or State Agril Staff or KVK staff for measures against adverse conditions or call at 03795-226237/226247			

Issued jointly by ICAR-RC for NEH Region, Arunachal Pradesh Centre, Basar and India Meteorological Department
Contact: - IAAS.BASAR@gmail.com, Phone Number: - 03795-226247/37, -96 (Fax)

Agrometeorological Field Unit
ICAR, BASAR

Agro-met Advisory Bulletin

(Period: 1st to 5th July, 2016)



GRAMIN KRISHI MAUSAM SEWA (Integrated Agro-Meteorological Advisory Services)

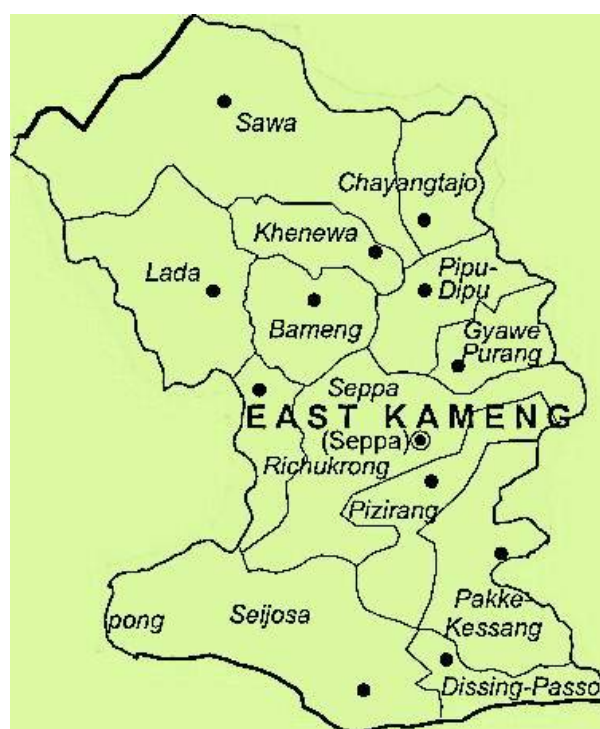


ICAR Research Complex for NEH Region
Arunachal Pradesh Centre, Basar-791101

District: East Kameng

No: 53/2015-16/Fri

Dated: 1st July, 2016



Weather summary of the previous week	Weather forecast valid up to 1 st July, 2016
Rainfall = 7.5 mm (Seppa)	Mostly cloudy sky with light/moderate rainfall. Max Temp=23°C and Min Temp=16°C, RH=65-98%, Wind Speed=2-3 kmph, Wind direction: ENE
Warning:	Heavy to very heavy rainfall is very likely in few places in 2nd and 3rd July

Weather Based Agro-meteorological Advisories Bulletin

General Recommendations

- Go for low cost polyhouses for year round cultivation of vegetables
- Obtain seeds from reputed/certified/reliable source
- Use fertilizers/pesticides as per recommended doses for the location
- Preference must be given on use of organic manures/bio-fertilizers & bio-pesticides
- ICAR Basar recommend poultry variety VANARAJA for backyard rearing
- Disinfecting the animal/bird sheds with lime powder/ bleaching powder/ 4%NaOH at regular interval is advocated

Crop	Stage	Pest/Disease	Precautionary Practices to be followed
FIELD CROPS			
Wetland Rice	Nursery/ Transplantation		<ul style="list-style-type: none"> Before transplanting, follow seedling root-dip treatment in chlorpyrifos 20 EC@ 2ml/10 lit for 12 hrs. Vegetable nursery should be raised inside well covered structure with raised bed.
Upland/ jhum Rice	Tillering	Leaf Blast	<ul style="list-style-type: none"> Carry out top dressing in upland rice of 2/3rd of recommended dose of urea. On clear/sunny days, spray carbendazim @2g/lit water in <i>jhum</i> field to control heavy infestation of leaf blast & leaf spot.
Pulses/Ground nut	Vegetative stage	Cercospora Leaf spot & Epicauta beetle	<ul style="list-style-type: none"> Spray azadirachtin 0.15 EC@ 1 ml/lit against Epicauta beetle in soybean Foliar spray of carbandazim/Mancozab@2gm/lit Manual weeding in greengram/blackgram Proper drainage to avoid excess moisture or water logging.
Maize	Multiple stages		<ul style="list-style-type: none"> If bluish-green leaves are observed, apply SSP or DAP along with 2/3rd of Urea to rejuvenate the plant from phosphorus deficiency
VEGETABLES			
Summer Vegetables	Multiple stages		<ul style="list-style-type: none"> Dust ash powder in cucurbits Use pheromone traps/light traps against brinjal shoot and fruit borer. New nursery should be raised inside well covered structure with a raised bed to protect against continuous rain/shower.
Ginger/Turmeric	Vegetative	Soft rot of ginger	<ul style="list-style-type: none"> For management of soft rot in ginger: Need based dressing of Metalaxyl-8% + Mancozeb 64% WP @ 2.5 g per lit of water. Earthing up of ginger/turmeric along with basal application of required fertilizer should be done.
FRUIT CROPS			
Large Cardamom	Flowering stage	Chirkey Disease	<ul style="list-style-type: none"> Remove diseased part & keep inflorescence clean. Need based spray of broad spectrum fungicide like carbendazim @2g/lit water.
Orchards	Multiple stages		<ul style="list-style-type: none"> Prepare half moon terraces in fruit crops (orange/banana/apple/peach) grown in steep slopes to prevent nutrient loss during heavy downpour. Follow proper drainage and earthing up practices in low land/plain areas to avoid water stagnation in fruit orchards
Pineapple	Active Vegetative		<ul style="list-style-type: none"> Remove excess suckers and spray NAA@100ppm to increase fruit size and improve quality.
Banana	Bunching		<ul style="list-style-type: none"> Remove the male flower in banana bunches to attain better finger/fruit size. Remove excess sucker from Banana in mother plant and give support in banana bunches to protect falling due to heavy weight or storm. Sword suckers with stout base, tapering towards the top with narrow leaves should be selected for planting at 3m x 3m spacing.
AGROFORESTRY			
Toko Palm			<ul style="list-style-type: none"> Sowing of seeds of toko palm in poly bags @ 1 seed/bag for nursery
LIVESTOCKS			
Livestock	Stage	Disease	Precautionary Practices to be followed
Pigs	All stages		<ul style="list-style-type: none"> During noon provide glucose/electrol in drinking water
Poultry	All stages		<ul style="list-style-type: none"> Provide anticoccidial drugs for preventive dose Vaccinate DOC chicks against RD/F1 on 4th day after birth

			& booster dose after 1 month.
Fishery			<ul style="list-style-type: none">• Right time for stocking of fish fingerlings in fish tank with stocking density @1/m²• Broadcast mustard Oil Cake (MOC) @5kg/day over the pond twice daily to feed fish fingerlings• Keep the periphery of fish grow-out tank clean
Dog		Canine Parvovirus	<ul style="list-style-type: none">• Vaccinate as per consultation with vet
Cattle		FMD	<ul style="list-style-type: none">• Vaccination is advocated
Contact Scientists (ICAR) or State Agril Staff or KVK staff for measures against adverse conditions or call at 03795-226237/226247			

Issued jointly by ICAR-RC for NEH Region, Arunachal Pradesh Centre, Basar and India Meteorological Department
Contact: - IAAS.BASAR@gmail.com, Phone Number: - 03795-226247/37, -96 (Fax)

Agrometeorological Field Unit
ICAR, BASAR

Agro-met Advisory Bulletin

(Period: 1st to 5th July, 2016)



GRAMIN KRISHI MAUSAM SEWA (Integrated Agro-Meteorological Advisory Services)



ICAR Research Complex for NEH Region
Arunachal Pradesh Centre, Basar-791101

District: East Siang

No: 53/2015-16/Fri

Dated: 1st July, 2016



Pasighat: Latitude: 28.0700/Longitude: 95.3300/Altitude: 153 masl

Weather summery of the previous week	Weather forecast valid up to 5 th July, 2016
Rainfall: 26.8 mm; T. Max: 34.0°C; T. Min: 25.0°C; RH: 78-100 %	Mostly cloudy weather is forecasted with light/moderate rainfall. Max Temp=31°C and Min Temp=21°C, RH=73-96%, Wind Speed=2-4 kmph, Wind direction: WNW
Warning:	Heavy to very heavy rainfall is very likely in few places in 2nd and 3rd July

Weather Based Agro-meteorological Advisories Bulletin

General Recommendations

- Go for low cost polyhouses for year round cultivation of vegetables
- Obtain seeds from reputed/certified/reliable source
- Use fertilizers/pesticides as per recommended doses for the location
- Preference must be given on use of organic manures/bio-fertilizers & bio-pesticides
- ICAR Basar recommend poultry variety VANARAJA for backyard rearing

Crop	Stage	Pest/Disease	Precautionary Practices to be followed
FIELD CROPS			
Pulses/Ground nut	Vegetative stage	Cercospora Leaf spot &	<ul style="list-style-type: none">On clear weather spray azadirachtin 0.15 EC@ 1 ml/lit against Epicauta beetle in soybean

		Epicauta beetle	<ul style="list-style-type: none">Foliar spray of carbandazim/Mancozab@2gm/litManual weeding in greengram/blackgramProper drainage to avoid excess moisture or water logging.
Wetland Rice	Nursery/ Transplantation		<ul style="list-style-type: none">Before transplanting, follow seedling root-dip treatment in chlorpyriphos 20 EC@ 2ml/10 lit for 12 hrs. Vegetable nursery should be raised inside well covered structure with raised bed.
Upland/ Jhum Rice	Tillering	Leaf Blast	<ul style="list-style-type: none">On clear/sunny days, spray carbendazim @2g/lit water in <i>jhum</i> field to control heavy infestation of leaf blast & leaf spot.
Maize	Multiple stages		<ul style="list-style-type: none">If bluish-green leaves are observed, apply SSP or DAP along with 2/3rd of Urea to rejuvenate the plant from phosphorus deficiency
VEGETABLES			
Summer Vegetables	Multiple stages		<ul style="list-style-type: none">Dust ash powder in cucurbitsUse pheromone traps/light traps against brinjal shoot and fruit borer.
Ginger/turmeric	Vegetative stage	Soft Rot	<ul style="list-style-type: none">For management of soft rot in ginger: Need based drenching of Metalaxyl-8% + Mancozeb 64% WP @ 2.5 g per lit of water.Earthing up of ginger/turmeric along with basal application of required fertilizer should be done.
FRUIT CROPS			
Large Cardamom	Flowering stage	Chirkey Disease	<ul style="list-style-type: none">Remove diseased part & keep inflorescence clean.Need based spray of broad spectrum fungicide like carbendazim @2g/lit water.
Orchards	Multiple stages		<ul style="list-style-type: none">Prepare half moon terraces in fruit crops (orange/banana/apple/peach) grown in steep slopes to prevent nutrient loss during heavy downpour.Follow proper drainage and earthing up practices in low land/plain areas to avoid water stagnation in fruit orchards
Pineapple	Active vegetative		<ul style="list-style-type: none">Remove excess suckers and spray NAA@100ppm to increase fruit size and improve quality.
Banana	Bunching		<ul style="list-style-type: none">Remove the male flower in banana bunches to attain better finger/fruit size.Remove excess sucker from Banana in mother plant and give support in banana bunches to protect falling due to heavy weight or storm.Sword suckers with stout base, tapering towards the top with narrow leaves should be selected for planting at 3m x 3m spacing.
AGROFORESTRY			
Bamboo			<ul style="list-style-type: none">Thinning is advised
LIVESTOCKS			
Livestock	Stage	Disease	Precautionary Practices to be followed
Pigs	All stages		<ul style="list-style-type: none">Deworm at regular intervalDuring scarcity of fodder provide hay/silage/feedblocks.Disinfecting the animal/bird sheds with lime powder/bleaching powder/ 4%NaOH at regular interval is advocatedWeaning is recommended at the age of 8 weeks for crossbreds and 10 weeks for indigenous pigs.
Poultry	All stages		<ul style="list-style-type: none">Provide anti-coccidial drugsVaccinate DOC chicks against RD/F1 on 4th day after birth & booster dose after 1 month
Fishery			<ul style="list-style-type: none">Right time for stocking of fish fingerlings in fish tank with stocking density @ 1/m²Broadcast mustard Oil Cake (MOC) @5kg/day over the pond

			twice daily to feed fish fingerlings
Cattle/Mithun		FMD	<ul style="list-style-type: none">• Vaccination is advocated• Deworming with antihelmintic drugs like oxclozanide or pyrantel.
Contact Scientists (ICAR) or State Agril Staff or KVK staff for measures against adverse conditions or call at 03795-226237/226247			

Issued jointly by ICAR-RC for NEH Region, Arunachal Pradesh Centre, Basar and India Meteorological Department
Contact: - IAAS.BASAR@gmail.com, Phone Number: - 03795-226247/37, -96 (Fax)

Agrometeorological Field Unit
ICAR, BASAR

Agro-met Advisory Bulletin

(Period: 1st to 5th July, 2016)



GRAMIN KRISHI MAUSAM SEWA (Integrated Agro-Meteorological Advisory Services)



ICAR Research Complex for NEH Region
Arunachal Pradesh Centre, Basar-791101

District: Kurung Kumey

No: 53/2015-16/Fri

Dated: 1st July, 2016



Koloriang: Latitude: 27.9167°/Longitude: 93.3500°/Altitude: 1040 masl

Weather summary of the previous week	Weather forecast valid up to 5 th July, 2016
Rainfall = NA	Mostly cloudy sky with possibility of light rainfall. Max Temp=25°C and Min Temp=15°C, RH=70-93%, Wind Speed=3-4 kmph, Wind direction: E
Warning	Heavy to very heavy rainfall is very likely in few places in 2 nd and 3 rd July

Weather Based Agro-meteorological Advisories Bulletin

General Recommendations

<ul style="list-style-type: none">Spray operations should be done only on dry/clear weather or in extreme case use stickersGo for low cost polyhouses for year round cultivation of vegetablesObtain seeds from reputed/certified/reliable sourceUse fertilizers/pesticides as per recommended doses for the locationPreference must be given on use of organic manures/bio-fertilizers & bio-pesticidesICAR Basar recommend poultry variety VANARAJA for backyard rearingDisinfecting the animal/bird sheds with lime powder/ bleaching powder/ 4%NaOH at regular interval is advocated			
Crop	Stage	Pest/Disease	Precautionary Practices to be followed
FIELD CROPS			
Pulses/Ground nut	Vegetative stage	Cercospora Leaf spot	<ul style="list-style-type: none">Spray azadirachtin 0.15 EC@ 1 ml/lit against Epicauta

		& Epicauta bettle	bettle in soybean <ul style="list-style-type: none">Foliar spray of carbandazim/Mancozab@2gm/litManual weeding in greengram/blackgramProper drainage to avoid excess moisture or water logging.
Maize	Multiple stages		<ul style="list-style-type: none">If bluish-green leaves are observed, apply SSP or DAP along with 2/3rd of Urea to rejuvenate the plant from phosphorus deficiency
Wetland Rice	Nursery/ Transplantatio n		<ul style="list-style-type: none">Before transplanting, follow seedling root-dip treatment in chlorpyriphos 20 EC@ 2ml/10 lit for 12 hrs. Vegetable nursery should be raised inside well covered structure with raised bed.
Upland/ Jhum Rice	Tillering	Leaf Blast	<ul style="list-style-type: none">Carry out top dressing in upland rice of 2/3rd of recommended dose of urea.On clear/sunny days, spray carbendazim @2g/lit water in <i>jhum</i> field to control heavy infestation of leaf blast & leaf spot.
VEGETABES			
Summer Vegetables	Multiple stages		<ul style="list-style-type: none">Dust ash powder in cucurbitsUse pheromone traps/light traps against brinjal shoot and fruit borer.New nursery should be raised inside well covered structure with a raised bed to protect against continuous rain/shower.
Ginger/turmeric	Vegetative stage	Soft rot	<ul style="list-style-type: none">For management of soft rot in ginger: Need based drenching of Metalaxyl-8% + Mancozeb 64% WP @ 2.5 g per lit of water.Earthing up of ginger/turmeric along with basal application of required fertilizer should be done.
FRUIT CROPS			
Large Cardamom	Flowering stage	Chirkey Disease	<ul style="list-style-type: none">Remove diseased part & keep inflorescence clean.Need based spray of broad spectrum fungicide like carbendazim @2g/lit water.
Orchards	Multiple stages		<ul style="list-style-type: none">Prepare half moon terraces in fruit crops (orange/banana/apple/peach) grown in steep slopes to prevent nutrient loss during heavy downpour.Follow proper drainage and earthing up practices in low land/plain areas to avoid water stagnation in fruit orchards
Pineapple	Vegetative stage		<ul style="list-style-type: none">Remove excess suckers and spray NAA@100ppm to increase fruit size and improve quality.
Banana	Bunching		<ul style="list-style-type: none">Remove the male flower in banana bunches to attain better finger/fruit size.Remove excess sucker from Banana in mother plant and give support in banana bunches to protect falling due to heavy weight or storm.Sword suckers with stout base, tapering towards the top with narrow leaves should be selected for planting at 3m x 3m spacing.
AGROFORESTRY			
Toko Palm	Nursery		<ul style="list-style-type: none">Sowing of seeds of toko palm in poly bags @ 1 seed/bag for nursery
LIVESTOCKS			
Livestock	Stage	Disease	Precautionary Practices to be followed
Pigs	All stages		<ul style="list-style-type: none">Provide concentrate feed and multi-vitaminsVaccination as per the schedule with proper consultation with vet.Deworm at regular interval
Poultry	All stages		<ul style="list-style-type: none">Provide anticoccidial drugs as preventive doseVaccinate DOC chicks against RD/F1 on 4th day after birth & booster dose after 1 month

Fishery			<ul style="list-style-type: none">• Right time for stocking of fish fingerlings in fish tank with stocking density @1/m²• Broadcast mustard Oil Cake (MOC) @5kg/day over the pond twice daily to feed fish fingerlings.
Dog		Canine Parvovirus	<ul style="list-style-type: none">• Vaccinate as per consultation with vet
Cattle/Mithun		FMD	<ul style="list-style-type: none">• Vaccination is advocated• Deworming with antihelminthic drugs like oxclozanide or pyrantel
Contact Scientists (ICAR) or State Agril Staff or KVK staff for measures against adverse conditions or call at 03795-226237/226247			

Issued jointly by ICAR-RC for NEH Region, Arunachal Pradesh Centre, Basar and India Meteorological Department
Contact: - IAAS.BASAR@gmail.com, Phone Number: - 03795-226247/37, -96 (Fax)

Agrometeorological Field Unit
ICAR, BASAR