

# Agro-met Advisory Bulletin

(Period: 26<sup>th</sup> February to 1<sup>st</sup> March, 2016)



## GRAMIN KRISHI MAUSAM SEWA (Integrated Agro-Meteorological Advisory Services)

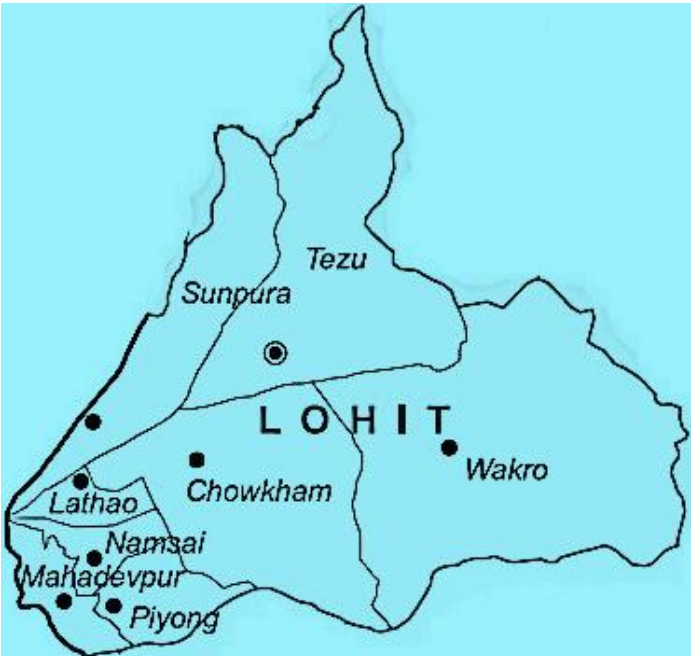


ICAR Research Complex for NEH Region  
Arunachal Pradesh Centre, Basar-791101

### District: Lohit

No: 17/2015-16/Fri




Dated: 26<sup>th</sup> February, 2016



Weather summary of the previous week	Weather forecast valid up to 1 <sup>st</sup> March, 2016
Rainfall = 27.8	Dry/clear weather is forecasted for next 2-3 days. Max Temp=19°C and Min Temp=8°C, RH=17-67%, Wind Speed=6-8 kmph, Wind direction: E
Warning:	Non

### Weather Based Agro-meteorological Advisories Bulletin

<ul style="list-style-type: none"><li>Right time for digging pond for construction of <i>Jalkunds</i>.</li><li>Go for low cost polyhouses for year round cultivation of vegetables</li><li>Obtain seeds from reputed/certified/reliable source</li><li>Use fertilizers/pesticides as per recommended doses for the location</li><li>Preference must be given on use of organic manures/bio-fertilizers &amp; bio-pesticides</li><li>ICAR Basar recommend poultry variety <b>VANARAJA</b> for backyard rearing</li></ul>			
Crop	Stage	Pest/Disease	Precautionary Practices to be followed
FIELD CROPS			
Maize/ cowpea			<ul style="list-style-type: none"><li>Right time for sowing of local/early maize and Cowpea</li><li>Seed treatment of early maize/cowpea with Imidichloropid @ 1-2g/10kg is recommended before sowing</li></ul>
Toria/mustard			<ul style="list-style-type: none"><li>On sunny days, go for harvesting of toria/mustard if mature</li></ul>
Maize (winter)			<ul style="list-style-type: none"><li>Right time for harvesting</li></ul>

VEGETABLES			
Summer Vegetables			<ul style="list-style-type: none"> <li>Right time for the sowing of summer vegetables like cucumber, sponge gourd, bottle gourd, ladies finger etc.</li> <li>Get seeds/planting materials of preferred or recommended varieties from right sources</li> </ul>
Pea/Cauliflower/Cabbage	Vegetative	Leaf eating insects 	<ul style="list-style-type: none"> <li>On clear weather, spray of Azadirachtin 0.15% EC @ 6ml/lit against leaf eating insects in cabbage/cauliflower, pea &amp; other vegetables is advocated <b>using stickers.</b></li> </ul>
Potato	Harvesting	Ants 	<ul style="list-style-type: none"> <li>Apply Neem-based granular insecticides in soil against soil inhabiting insect pests/ants.</li> <li>Store potatoes in a cool, well ventilated place</li> <li>Don't wash potatoes before storing as dampness promotes early spoilage.</li> </ul>
FRUIT CROPS			
Citrus	Maturity/Harvesting		<ul style="list-style-type: none"> <li>Prune away all diseased portion of the citrus plant after harvest of the fruit to maintain the health of the plant</li> <li>Go for drenching with Dichlorvos 76 EC @ 0.05% against trunk borer in citrus trees only if the harvesting is over</li> <li>On dry weather, spray Imagilil 34WP @ 1g/lit against blue &amp; green mould in Khasi mandarin when the harvesting is over</li> <li>Remove all water sprouts from the base of the plant</li> </ul>
Banana			<ul style="list-style-type: none"> <li>Timely/regular removal of extra suckers, dry leaves &amp; pseudo-stem</li> </ul>
LIVESTOCKS			
Livestock	Stage	Disease	Precautionary Practices to be followed
Pigs	All stages		<ul style="list-style-type: none"> <li>Provide concentrate feed and multi-vitamins</li> <li>Provide proper bedding materials for newly born piglets to protect them from cold</li> <li>Vaccination as per the schedule with proper consultation with vet.</li> <li>Deworm at regular interval</li> <li>During scarcity of fodder provide hay/silage/feedblocks.</li> </ul>
Poultry	All stages		<ul style="list-style-type: none"> <li>Avoid rearing of Day-Old-Chicks</li> <li>Provide sufficient bedding materials to keep them warm</li> <li>Provide adequate clean drinking water+electrolyte</li> <li>Vaccination as per the schedule with proper consultation with vet.</li> <li>Provide anti-coccidial drugs</li> <li>Remove wet litter/provide artificial heating and light</li> </ul>
Fishery			<ul style="list-style-type: none"> <li>Use soil-water probiotics in fish pond for making disease free environment</li> </ul>
<b>Contact Scientists (ICAR) or State Agril Staff or KVK staff for measures against adverse conditions or call at 03795-226237/226247</b>			

Issued jointly by ICAR-RC for NEH Region, Arunachal Pradesh Centre, Basar and India Meteorological Department  
 Contact: - [IAAS.BASAR@gmail.com](mailto:IAAS.BASAR@gmail.com), Phone Number: - 03795-226247/37, -96 (Fax)

Agrometeorological Field Unit  
 ICAR, BASAR

# Agro-met Advisory Bulletin

(Period: 26<sup>th</sup> February to 1<sup>st</sup> March, 2016)



## GRAMIN KRISHI MAUSAM SEWA (Integrated Agro-Meteorological Advisory Services)



ICAR Research Complex for NEH Region  
Arunachal Pradesh Centre, Basar-791101

### District: Lower Dibang Valley

No: 17/2015-16/Fri




Dated: 26<sup>th</sup> February, 2016



Weather summary of the previous week	Weather forecast valid up to 1 <sup>st</sup> March, 2016
Rainfall = 49.1 mm	Clear/dry weather is forecasted for next 2-3 days. Max Temp=16°C and Min Temp=3°C, RH=14-57%, Wind Speed=7-9 kmph, Wind direction: E
<b>Warning:</b>	<b>Non</b>

### Weather Based Agro-meteorological Advisories Bulletin

<ul style="list-style-type: none"><li>Right time for digging pond for construction of <i>Jalkunds</i>.</li><li>Go for low cost polyhouses for year round cultivation of vegetables</li><li>Obtain seeds from reputed/certified/reliable source</li><li>Use fertilizers/pesticides as per recommended doses for the location</li><li>Preference must be given on use of organic manures/bio-fertilizers &amp; bio-pesticides</li><li>ICAR Basar recommend poultry variety <b>VANARAJA</b> for backyard rearing</li></ul>			
Crop	Stage	Pest/Disease	Precautionary Practices to be followed
<b>FIELD CROPS</b>			
Maize/ cowpea			<ul style="list-style-type: none"><li>Right time for sowing of local/early maize and Cowpea</li><li>Seed treatment of early maize/cowpea with Imidichloropid @ 1-2g/10kg is recommended before sowing</li></ul>
Toria/mustard			<ul style="list-style-type: none"><li>On sunny days, go for harvesting of toria/mustard if mature</li></ul>
Maize (winter)			<ul style="list-style-type: none"><li>Right time for harvesting</li></ul>

VEGETABLES			
Summer Vegetables			<ul style="list-style-type: none"> <li>Right time for the sowing of summer vegetables like cucumber, sponge gourd, bottle gourd, ladies finger etc.</li> <li>Get seeds/planting materials of preferred or recommended varieties from right sources</li> </ul>
Pea/Cauliflower/Cabbage	Vegetative	Leaf eating insects 	<ul style="list-style-type: none"> <li>On clear weather, need based spray of Azadirachtin 0.15% EC @ 6ml/lit against leaf eating insects in cabbage/cauliflower, pea &amp; other vegetables is advocated using stickers</li> </ul>
Potato	Harvesting	Ants 	<ul style="list-style-type: none"> <li>Apply Neem-based granular insecticides in soil against soil inhabiting insect pests/ants.</li> <li>Store potatoes in a cool, well ventilated place</li> <li>Don't wash potatoes before storing as dampness promotes early spoilage.</li> </ul>
FRUIT CROPS			
Citrus	Maturity/Harvesting		<ul style="list-style-type: none"> <li>Prune away all diseased portion of the citrus plant after harvest of the fruit to maintain the health of the plant</li> <li>Go for drenching with Dichlorvos 76 EC @ 0.05% against trunk borer in citrus trees only if the harvesting is over</li> <li>Spray Imagilil 34WP @ 1g/lit against blue &amp; green mould in Khasi mandarin when the harvesting is over</li> <li>Remove all water sprouts from the base of the plant</li> </ul>
Banana			<ul style="list-style-type: none"> <li>Timely/regular removal of extra suckers, dry leaves &amp; pseudo-stem</li> </ul>
LIVESTOCKS			
Livestock	Stage	Disease	Precautionary Practices to be followed
Pigs	All stages		<ul style="list-style-type: none"> <li>Provide concentrate feed and multi-vitamins</li> <li>Provide proper bedding materials for newly born piglets to protect them from cold</li> <li>Vaccination as per the schedule with proper consultation with vet.</li> <li>Deworm at regular interval</li> <li>During scarcity of fodder provide hay/silage/feedblocks.</li> </ul>
Poultry	All stages 		<ul style="list-style-type: none"> <li>Provide sufficient bedding materials to keep them warm</li> <li>Provide adequate clean drinking water+electrolyte</li> <li>Vaccination as per the schedule with proper consultation with vet.</li> <li>Provide anti-coccidial drugs</li> <li>Remove wet litter/provide artificial heating and light</li> </ul>
Fishery			<ul style="list-style-type: none"> <li>Use soil-water probiotics in fish pond for making disease free environment</li> </ul>
<b>Contact Scientists (ICAR) or State Agril Staff or KVK staff for measures against adverse conditions or call at 03795-226237/226247</b>			

Issued jointly by ICAR-RC for NEH Region, Arunachal Pradesh Centre, Basar and India Meteorological Department  
 Contact: - [IAAS.BASAR@gmail.com](mailto:IAAS.BASAR@gmail.com), Phone Number: - 03795-226247/37, -96 (Fax)

Agrometeorological Field Unit  
 ICAR, BASAR

# Agro-met Advisory Bulletin

(Period: 26<sup>th</sup> February to 1<sup>st</sup> March, 2016)



## GRAMIN KRISHI MAUSAM SEWA (Integrated Agro-Meteorological Advisory Services)



ICAR Research Complex for NEH Region  
Arunachal Pradesh Centre, Basar-791101

### District: Lower Subansiri

No: 17/2015-16/Fri

Dated: 26<sup>th</sup> February, 2016






Weather summary of the previous week	Weather forecast valid up to 1 <sup>st</sup> March, 2016
Rainfall = 0.0	Partly cloudy sky with possibility of no rain. Max Temp=14°C and Min Temp=2°C, RH=22-67%, Wind Speed=5-7 kmph, Wind direction: WSW
Warning:	Non

### Weather Based Agro-meteorological Advisories Bulletin

<ul style="list-style-type: none"><li>Right time for digging pond for construction of <i>Jalkunds</i>.</li><li>Go for low cost polyhouses for year round cultivation of vegetables</li><li>Obtain seeds from reputed/certified/reliable source</li><li>Use fertilizers/pesticides as per recommended doses for the location</li><li>Preference must be given on use of organic manures/bio-fertilizers &amp; bio-pesticides</li><li>ICAR Basar recommend poultry variety <b>VANARAJA</b> for backyard rearing</li></ul>			
Crop	Stage	Pest/Disease	Precautionary Practices to be followed
<b>FIELD CROPS</b>			
Maize/ cowpea			<ul style="list-style-type: none"><li>Right time for sowing of local/early maize and Cowpea</li><li>Seed treatment of early maize/cowpea with Imidichloropid @ 1-2g/10kg is recommended before sowing</li></ul>
Toria/mustard			<ul style="list-style-type: none"><li>On sunny days, go for harvesting of toria/mustard if mature</li></ul>
Maize (winter)			<ul style="list-style-type: none"><li>Right time for harvesting</li></ul>



VEGETABLES			
Summer Vegetables			<ul style="list-style-type: none"> <li>Right time for the sowing of summer vegetables like cucumber, sponge gourd, bottle gourd, ladies finger etc.</li> <li>Get seeds/planting materials of preferred or recommended varieties from right sources</li> </ul>
Pea/Cauliflower/Cabbage	Vegetative	Leaf eating insects 	<ul style="list-style-type: none"> <li>On clear weather, need based spray of Azadirachtin 0.15% EC @ 6ml/lit against leaf eating insects in cabbage/cauliflower/pea &amp; other vegetables is advocated.</li> </ul>
Potato	Harvesting	Ants 	<ul style="list-style-type: none"> <li>Apply Neem-based granular insecticides in soil against soil inhabiting insect pests/ants.</li> <li>Store potatoes in a cool, well ventilated place</li> <li>Don't wash potatoes before storing as dampness promotes early spoilage.</li> </ul>
FRUIT CROPS			
Citrus	Maturity/Harvesting		<ul style="list-style-type: none"> <li>Prune away all diseased portion of the citrus plant after harvest of the fruit to maintain the health of the plant</li> <li>Go for drenching with Dichlorvos 76 EC @ 0.05% against trunk borer in citrus trees only if the harvesting is over</li> <li>Spray Imagalil 34WP @ 1g/lit against blue &amp; green mould in Khasi mandarin when the harvesting is over</li> <li>Remove all water sprouts from the base of the plant</li> </ul>
Banana			<ul style="list-style-type: none"> <li>Timely/regular removal of extra suckers, dry leaves &amp; pseudo-stem</li> </ul>
Apple/Kiwi			<ul style="list-style-type: none"> <li>Traning &amp; Pruning on priority to remove diseased and crisscross branches to maintain health and shape of plants Best time to apply fertilizers to the apple trees containing potassium, calcium, Boron and nitrogen</li> <li>Fertilizers should be applied a foot away from the base of the plants</li> </ul>
LIVESTOCKS			
Livestock	Stage	Disease	Precautionary Practices to be followed
Pigs	All stages		<ul style="list-style-type: none"> <li>Provide concentrate feed and multi-vitamins</li> <li>Provide proper bedding materials for newly born piglets to protect them from cold</li> <li>Vaccination as per the schedule with proper consultation with vet.</li> <li>Deworm at regular interval</li> <li>During scarcity of fodder provide hay/silage/feedblocks.</li> </ul>
Poultry	All stages 		<ul style="list-style-type: none"> <li>Avoid rearing of Day-Old-Chicks</li> <li>Provide sufficient bedding materials to keep them warm</li> <li>Provide adequate clean drinking water+electrolyte</li> <li>Vaccination as per the schedule with proper consultation with vet.</li> <li>Provide anti-coccidial drugs</li> <li>Remove wet litter/provide artificial heating and light</li> </ul>
Fishery			<ul style="list-style-type: none"> <li>Use soil-water probiotics in fish pond for making disease free environment</li> </ul>
<b>Contact Scientists (ICAR) or State Agril Staff or KVK staff for measures against adverse conditions or call at 03795-226237/226247</b>			

Contact: - [IAAS.BASAR@gmail.com](mailto:IAAS.BASAR@gmail.com), Phone Number: - 03795-226247/37, -96 (Fax)

**Agrometeorological Field Unit**  
**ICAR, BASAR**

# Agro-met Advisory Bulletin

(Period: 26<sup>th</sup> February to 1<sup>st</sup> March, 2016)



## GRAMIN KRISHI MAUSAM SEWA (Integrated Agro-Meteorological Advisory Services)



ICAR Research Complex for NEH Region  
Arunachal Pradesh Centre, Basar-791101

### District: Papum Pare

No: 17/2015-16/Fri

Dated: 26<sup>th</sup> February, 2016






Weather summery of the previous week	Weather forecast valid up to 1 <sup>st</sup> March, 2016
Rainfall: 0.0 mm; T.Max: 26.0°C; T.Min:14.6°C ; RH: 68-92 %	Clear/dry weather is forecasted for next 2-3 days. Max Temp=28°C and Min Temp=13°C, RH=15-55%, Wind Speed=5-6 kmph, Wind direction: E
Warning:	

### Weather Based Agro-meteorological Advisories Bulletin

<ul style="list-style-type: none"><li>Right time for digging pond for construction of <i>Jalkunds</i>.</li><li>Go for low cost polyhouses for year round cultivation of vegetables</li><li>Obtain seeds from reputed/certified/reliable source</li><li>Use fertilizers/pesticides as per recommended doses for the location</li><li>Preference must be given on use of organic manures/bio-fertilizers &amp; bio-pesticides</li><li>ICAR Basar recommend poultry variety <b>VANARAJA</b> for backyard rearing</li></ul>			
Crop	Stage	Pest/Disease	Precautionary Practices to be followed
FIELD CROPS			
Maize/ cowpea			<ul style="list-style-type: none"><li>Right time for sowing of local/early maize and Cowpea</li><li>Seed treatment of early maize/cowpea with Imidichloropid @ 1-2g/10kg is recommended before sowing</li></ul>
Toria/mustard			<ul style="list-style-type: none"><li>On sunny days, go for harvesting of toria/mustard if mature</li></ul>
Maize (winter)			<ul style="list-style-type: none"><li>Right time for harvesting</li></ul>



VEGETABLES			
Summer Vegetables			<ul style="list-style-type: none"> <li>Right time for the sowing of summer vegetables like cucumber, sponge gourd, bottle gourd, ladies finger etc.</li> <li>Get seeds/planting materials of preferred or recommended varieties from right sources</li> </ul>
Pea/Cauliflower/Cabbage	Vegetative	Leaf eating insects 	<ul style="list-style-type: none"> <li>On clear weather, need based spray of Azadirachtin 0.15% EC @ 6ml/lit against leaf eating insects in cabbage/cauliflower/pea &amp; other vegetables is advocated.</li> </ul>
Potato	Harvesting	Ants 	<ul style="list-style-type: none"> <li>Apply Neem-based granular insecticides in soil against soil inhabiting insect pests/ants.</li> <li>Store potatoes in a cool, well ventilated place</li> <li>Don't wash potatoes before storing as dampness promotes early spoilage.</li> </ul>
FRUIT CROPS			
Citrus	Maturity/Harvesting		<ul style="list-style-type: none"> <li>Prune away all diseased portion of the citrus plant after harvest of the fruit to maintain the health of the plant</li> <li>Go for drenching with Dichlorvos 76 EC @ 0.05% against trunk borer in citrus trees only if the harvesting is over</li> <li>On dry weather, spray Imagalil 34WP @ 1g/lit against blue &amp; green mould in Khasi mandarin when the harvesting is over</li> <li>Remove all water sprouts from the base of the plant</li> </ul>
Banana			<ul style="list-style-type: none"> <li>Timely/regular removal of extra suckers, dry leaves &amp; pseudo-stem</li> </ul>
LIVESTOCKS			
Livestock	Stage	Disease	Precautionary Practices to be followed
Pigs	All stages		<ul style="list-style-type: none"> <li>Provide concentrate feed and multi-vitamins</li> <li>Provide proper bedding materials for newly born piglets to protect them from cold</li> <li>Vaccination as per the schedule with proper consultation with vet.</li> <li>Deworm at regular interval</li> <li>During scarcity of fodder provide hay/silage/feedblocks.</li> </ul>
Poultry	All stages 		<ul style="list-style-type: none"> <li>Avoid rearing of Day-Old-Chicks</li> <li>Provide sufficient bedding materials to keep them warm</li> <li>Provide adequate clean drinking water+electrolyte</li> <li>Vaccination as per the schedule with proper consultation with vet.</li> <li>Provide anti-coccidial drugs</li> <li>Remove wet litter/provide artificial heating and light</li> </ul>
Fishery			<ul style="list-style-type: none"> <li>Use soil-water probiotics in fish pond for making disease free environment</li> </ul>
<b>Contact Scientists (ICAR) or State Agril Staff or KVK staff for measures against adverse conditions or call at 03795-226237/226247</b>			

Issued jointly by ICAR-RC for NEH Region, Arunachal Pradesh Centre, Basar and India Meteorological Department  
 Contact: - [IAAS.BASAR@gmail.com](mailto:IAAS.BASAR@gmail.com), Phone Number: - 03795-226247/37, -96 (Fax)

# Agro-met Advisory Bulletin

(Period: 26<sup>th</sup> February to 1<sup>st</sup> March, 2016)



## GRAMIN KRISHI MAUSAM SEWA (Integrated Agro-Meteorological Advisory Services)



ICAR Research Complex for NEH Region  
Arunachal Pradesh Centre, Basar-791101

### District: Tawang

No: 17/2015-16/Tue




Dated: 26<sup>th</sup> February, 2016



Weather summery of the previous week	Weather forecast valid up to 1 <sup>st</sup> March, 2016
Rainfall = 5.0 mm.	Clear/dry weather is forecasted for next 2-3 days. Max Temp=9°C and Min Temp=2°C, RH=16-56%, Wind Speed=7-12 kmph, Wind direction: ENE
Warning:	Non

### Weather Based Agro-meteorological Advisories Bulletin

<ul style="list-style-type: none"><li>Right time for digging pond for construction of <i>Jalkunds</i>.</li><li>Go for low cost polyhouses for year round cultivation of vegetables</li><li>Obtain seeds from reputed/certified/reliable source</li><li>Use fertilizers/pesticides as per recommended doses for the location</li><li>Preference must be given on use of organic manures/bio-fertilizers &amp; bio-pesticides</li><li>ICAR Basar recommend poultry variety VANARAJA for backyard rearing</li></ul>			
Crop	Stage	Pest/Disease	Precautionary Practices to be followed
FIELD CROPS			
Maize/ cowpea			<ul style="list-style-type: none"><li>Right time for sowing of local/early maize and Cowpea</li><li>Seed treatment of early maize/cowpea with Imidichloropid @ 1-2g/10kg is recommended before sowing</li></ul>
Toria/mustard			<ul style="list-style-type: none"><li>On sunny days, go for harvesting of toria/mustard if mature</li></ul>
Maize (winter)			<ul style="list-style-type: none"><li>Right time for harvesting</li></ul>

VEGETABLES			
Pea/Cauliflower/Cabbage	Vegetative	Leaf eating insects 	<ul style="list-style-type: none"> <li>On clear weather, need based spray of Azadirachtin 0.15% EC @ 6ml/lit against leaf eating insects in cabbage/cauliflower, pea &amp; other vegetables is advocated.</li> </ul>
Potato	Harvesting	Ants 	<ul style="list-style-type: none"> <li>Apply Neem-based granular insecticides in soil against soil inhabiting insect pests/ants.</li> <li>Store potatoes in a cool, well ventilated place</li> <li>Don't wash potatoes before storing as dampness promotes early spoilage.</li> </ul>
FRUIT CROPS			
Citrus	Maturity/Harvesting		<ul style="list-style-type: none"> <li>Prune away all diseased portion of the citrus plant after harvest of the fruit to maintain the health of the plant</li> <li>Go for drenching with Dichlorvos 76 EC @ 0.05% against trunk borer in citrus trees only if the harvesting is over</li> <li>Spray Imagalil 34WP @ 1g/lit against blue &amp; green mauld in Khasi mandarin when the harvesting is over</li> <li>Remove all water sprouts from the base of the plant</li> </ul>
Banana			<ul style="list-style-type: none"> <li>Timely/regular removal of extra suckers, dry leaves &amp; pseudo-stem</li> </ul>
Apple/Kiwi			<ul style="list-style-type: none"> <li>Traning &amp; Pruning on priority to remove diseased and crisscross branches to maintain health and shape of plants</li> <li>Best time to apply fertilizers to the apple trees containing potassium, calcium, Boron and nitrogen</li> <li>Fertilizers should be applied a foot away from the base of the plants</li> </ul>
LIVESTOCKS			
Livestock	Stage	Disease	Precautionary Practices to be followed
Pigs	All stages		<ul style="list-style-type: none"> <li>Provide concentrate feed and multi-vitamins</li> <li>Provide proper bedding materials for newly born piglets to protect them from cold</li> <li>Vaccination as per the schedule with proper consultation with vet.</li> <li>Deworm at regular interval</li> <li>During scarcity of fodder provide hay/silage/feedblocks.</li> </ul>
Poultry	All stages 		<ul style="list-style-type: none"> <li>Avoid rearing of Day-Old-Chicks</li> <li>Provide sufficient bedding materials to keep them warm</li> <li>Provide adequate clean drinking water+electrolyte</li> <li>Vaccination as per the schedule with proper consultation with vet.</li> <li>Provide anti-coccidial drugs</li> <li>Remove wet litter/provide artificial heating and light</li> </ul>
Fishery			<ul style="list-style-type: none"> <li>Use soil-water probiotics in fish pond for making disease free environment</li> </ul>
<b>Contact Scientists (ICAR) or State Agril Staff or KVK staff for measures against adverse conditions or call at 03795-226237/226247</b>			

Issued jointly by ICAR-RC for NEH Region, Arunachal Pradesh Centre, Basar and India Meteorological Department  
Contact: - [IAAS.BASAR@gmail.com](mailto:IAAS.BASAR@gmail.com), Phone Number: - 03795-226247/37, -96 (Fax)

Agrometeorological Field Unit  
ICAR, BASAR

# Agro-met Advisory Bulletin

(Period: 26<sup>th</sup> February to 1<sup>st</sup> March, 2016)



## GRAMIN KRISHI MAUSAM SEWA (Integrated Agro-Meteorological Advisory Services)



ICAR Research Complex for NEH Region  
Arunachal Pradesh Centre, Basar-791101

### District: Tirap


No: 17/2015-16/Fri




Dated: 26<sup>th</sup> February, 2016



Weather summery of the previous week	Weather forecast valid up to 1 <sup>st</sup> March, 2016
Rainfall = 5.2 mm	Partly cloudy sky with possibility of light rain in initial 2-3 days. Max Temp=28°C and Min Temp=13°C, RH=21-83%, Wind Speed=2 kmph, Wind direction: ESE
Warning:	Non

### Weather Based Agro-meteorological Advisories Bulletin

<ul style="list-style-type: none"><li>Right time for digging pond for construction of <i>Jalkunds</i>.</li><li>Go for low cost polyhouses for year round cultivation of vegetables</li><li>Obtain seeds from reputed/certified/reliable source</li><li>Use fertilizers/pesticides as per recommended doses for the location</li><li>Preference must be given on use of organic manures/bio-fertilizers &amp; bio-pesticides</li><li>ICAR Basar recommend poultry variety <b>VANARAJA</b> for backyard rearing</li></ul>			
Crop	Stage	Pest/Disease	Precautionary Practices to be followed
<b>FIELD CROPS</b>			
Maize/ cowpea			<ul style="list-style-type: none"><li>Right time for sowing of local/early maize and Cowpea</li><li>Seed treatment of early maize/cowpea with Imidichloropid @ 1-2g/10kg is recommended before sowing</li></ul>
Toria/mustard			<ul style="list-style-type: none"><li>On sunny days, go for harvesting of toria/mustard if mature</li></ul>
Maize (winter)			<ul style="list-style-type: none"><li>Right time for harvesting</li></ul>

VEGETABLES			
Summer Vegetables			<ul style="list-style-type: none"> <li>Right time for the sowing of summer vegetables like cucumber, sponge gourd, bottle gourd, ladies finger etc.</li> <li>Get seeds/planting materials of preferred or recommended varieties from right sources</li> </ul>
Pea/Cauliflower/Cabbage	Vegetative	Leaf eating insects 	<ul style="list-style-type: none"> <li>On clear weather, spray of Azadirachtin 0.15% EC @ 6ml/lit against leaf eating insects in cabbage/cauliflower,/pea &amp; other vegetables is advocated</li> </ul>
Potato	Harvesting	Ants 	<ul style="list-style-type: none"> <li>Apply Neem-based granular insecticides in soil against soil inhabiting insect pests/ants.</li> <li>Store potatoes in a cool, well ventilated place</li> <li>Don't wash potatoes before storing as dampness promotes early spoilage.</li> </ul>
FRUIT CROPS			
Citrus	Maturity/Harvesting		<ul style="list-style-type: none"> <li>Prune away all diseased portion of the citrus plant after harvest of the fruit to maintain the health of the plant</li> <li>Go for drenching with Dichlorvos 76 EC @ 0.05% against trunk borer in citrus trees only if the harvesting is over</li> <li>Spray Imagalil 34WP @ 1g/lit against blue &amp; green mould in Khasi mandarin when the harvesting is over</li> <li>Remove all water sprouts from the base of the plant</li> </ul>
Banana			<ul style="list-style-type: none"> <li>Timely/regular removal of extra suckers, dry leaves &amp; pseudo-stem</li> </ul>
LIVESTOCKS			
Livestock	Stage	Disease	Precautionary Practices to be followed
Pigs	All stages		<ul style="list-style-type: none"> <li>Provide concentrate feed and multi-vitamins</li> <li>Provide proper bedding materials for newly born piglets to protect them from cold</li> <li>Vaccination as per the schedule with proper consultation with vet.</li> <li>Deworm at regular interval</li> <li>During scarcity of fodder provide hay/silage/feedblocks.</li> </ul>
Poultry	All stages 		<ul style="list-style-type: none"> <li>Avoid rearing of Day-Old-Chicks</li> <li>Provide sufficient bedding materials to keep them warm</li> <li>Provide adequate clean drinking water+electrolyte</li> <li>Vaccination as per the schedule with proper consultation with vet.</li> <li>Provide anti-coccidial drugs</li> <li>Remove wet litter/provide artificial heating and light</li> </ul>
Fishery			<ul style="list-style-type: none"> <li>Use soil-water probiotics in fish pond for making disease free environment</li> </ul>
<b>Contact Scientists (ICAR) or State Agril Staff or KVK staff for measures against adverse conditions or call at 03795-226237/226247</b>			

Issued jointly by ICAR-RC for NEH Region, Arunachal Pradesh Centre, Basar and India Meteorological Department  
 Contact: - IAAS.BASAR@gmail.com, Phone Number: - 03795-226247/37, -96 (Fax)

**Agrometeorological Field Unit  
 ICAR, BASAR**



# Agro-met Advisory Bulletin

(Period: 26<sup>th</sup> February to 1<sup>st</sup> March, 2016)



## GRAMIN KRISHI MAUSAM SEWA (Integrated Agro-Meteorological Advisory Services)



ICAR Research Complex for NEH Region  
Arunachal Pradesh Centre, Basar-791101

**District: Upper Siang**

**No: 17/2015-16/Fri**






**Dated: 26<sup>th</sup> February, 2016**



Weather summery of the previous week	Weather forecast valid up to 26 <sup>th</sup> February, 2016
Rainfall = 37.0 mm.	Clear/dry weather is forecasted for next 2-3 days. Max Temp=11°C and Min Temp=2°C, RH=13-49%, Wind Speed=7-11 kmph, Wind direction: SSE
Warning:	Non

### Weather Based Agro-meteorological Advisories Bulletin

<ul style="list-style-type: none"><li>• Right time for digging pond for construction of <i>Jalkunds</i>.</li><li>• Go for low cost polyhouses for year round cultivation of vegetables</li><li>• Obtain seeds from reputed/certified/reliable source</li><li>• Use fertilizers/pesticides as per recommended doses for the location</li><li>• Preference must be given on use of organic manures/bio-fertilizers &amp; bio-pesticides</li><li>• ICAR Basar recommend poultry variety VANARAJA for backyard rearing</li></ul>			
Crop	Stage	Pest/Disease	Precautionary Practices to be followed
FIELD CROPS			
Maize/ cowpea			<ul style="list-style-type: none"><li>• Right time for sowing of local/early maize and Cowpea</li><li>• Seed treatment of early maize/cowpea with Imidichloropid @ 1-2g/10kg is recommended before sowing</li></ul>

Toria/mustard			<ul style="list-style-type: none"> <li>On sunny days, go for harvesting of toria/mustard if mature</li> </ul>
Maize (winter)			<ul style="list-style-type: none"> <li>Right time for harvesting</li> </ul>
<b>VEGETABLES</b>			
Summer Vegetables			<ul style="list-style-type: none"> <li>Right time for the sowing of summer vegetables like cucumber, sponge gourd, bottle gourd, ladies finger etc.</li> <li>Get seeds/planting materials of preferred or recommended varieties from right sources</li> </ul>
Pea/Cauliflower/Cabbage	Vegetative	Leaf eating insects 	<ul style="list-style-type: none"> <li>On clear weather, need based spray of Azadirachtin 0.15% EC @ 6ml/lit against leaf eating insects in cabbage/cauliflower, pea &amp; other vegetables is advocated with stickers.</li> </ul>
Potato	Harvesting	Ants 	<ul style="list-style-type: none"> <li>Apply Neem-based granular insecticides in soil against soil inhabiting insect pests/ants.</li> <li>Store potatoes in a cool, well ventilated place</li> <li>Don't wash potatoes before storing as dampness promotes early spoilage.</li> </ul>
<b>FRUIT CROPS</b>			
Citrus	Maturity/Harvesting		<ul style="list-style-type: none"> <li>Prune away all diseased portion of the citrus plant after harvest of the fruit to maintain the health of the plant</li> <li>Go for drenching with Dichlorvos 76 EC @ 0.05% against trunk borer in citrus trees only if the harvesting is over on clear day</li> <li>On dry weather, spray Imagalil 34WP @ 1g/lit against blue &amp; green mould in Khasi mandarin when the harvesting is over</li> <li>Remove all water sprouts from the base of the plant on clear day using stickers</li> </ul>
Banana			<ul style="list-style-type: none"> <li>Timely/regular removal of extra suckers, dry leaves &amp; pseudo-stem</li> </ul>
Apple /Kiwi			<ul style="list-style-type: none"> <li>Traning &amp; Pruning on priority to remove diseased and crisscross branches to maintain health and shape of plants</li> <li>Best time to apply fertilizers to the apple trees containing potassium, calcium, Boron and nitrogen</li> <li>Fertilizers should be applied a foot away from the base of the plants</li> </ul>
<b>LIVESTOCKS</b>			
<b>Livestock</b>	<b>Stage</b>	<b>Disease</b>	<b>Precautionary Practices to be followed</b>
Pigs	All stages		<ul style="list-style-type: none"> <li>Provide concentrate feed and multi-vitamins</li> <li>Provide proper bedding materials for newly born piglets to protect them from cold</li> <li>Vaccination as per the schedule with proper consultation with vet.</li> <li>Deworm at regular interval</li> <li>During scarcity of fodder provide hay/silage/feedblocks.</li> </ul>
Poultry	All stages		<ul style="list-style-type: none"> <li>Avoid rearing of Day-Old-Chicks</li> <li>Provide sufficient bedding materials to keep them warm</li> <li>Provide adequate clean drinking water+electrolyte</li> <li>Vaccination as per the schedule with proper consultation with vet.</li> <li>Provide anti-coccidial drugs</li> <li>Remove wet litter/provide artificial heating and light</li> </ul>

Fishery			<ul style="list-style-type: none"><li>• Use soil-water probiotics in fish pond for making disease free environment</li></ul>
<b>Contact Scientists (ICAR) or State Agril Staff or KVK staff for measures against adverse conditions or call at 03795-226237/226247</b>			

Issued jointly by ICAR-RC for NEH Region, Arunachal Pradesh Centre, Basar and India Meteorological Department  
Contact: - [IAAS.BASAR@gmail.com](mailto:IAAS.BASAR@gmail.com), Phone Number: - 03795-226247/37, -96 (Fax)

**Agrometeorological Field Unit  
ICAR, BASAR**

# Agro-met Advisory Bulletin

(Period: 26<sup>th</sup> February to 1<sup>st</sup> March, 2016)



## GRAMIN KRISHI MAUSAM SEWA (Integrated Agro-Meteorological Advisory Services)

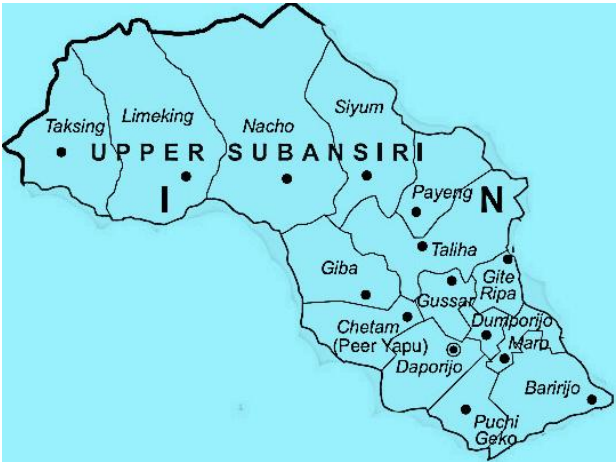


ICAR Research Complex for NEH Region  
Arunachal Pradesh Centre, Basar-791101

### District: Upper Subansiri

No: 17/2015-16/Fri




Dated: 26<sup>th</sup> February, 2016



Weather summery of the previous week	Weather forecast valid up to 1 <sup>st</sup> March, 2016
Rainfall = 8.2 mm	Clear/Dry weather is forecasted for next 2-3 days. Max Temp=12°C and Min Temp=2°C, RH=23-69%, Wind Speed=5-7 kmph, Wind direction: WNW

### Weather Based Agro-meteorological Advisories Bulletin

<ul style="list-style-type: none"><li>Right time for digging pond for construction of <i>Jalkunds</i>.</li><li>Go for low cost polyhouses for year round cultivation of vegetables</li><li>Obtain seeds from reputed/certified/reliable source</li><li>Use fertilizers/pesticides as per recommended doses for the location</li><li>Preference must be given on use of organic manures/bio-fertilizers &amp; bio-pesticides</li><li>ICAR Basar recommend poultry variety <b>VANARAJA</b> for backyard rearing</li></ul>			
Crop	Stage	Pest/Disease	Precautionary Practices to be followed
FIELD CROPS			
Maize/ cowpea			<ul style="list-style-type: none"><li>Right time for sowing of local/early maize and Cowpea</li><li>Seed treatment of early maize/cowpea with Imidichloropid @ 1-2g/10kg is recommended before sowing</li></ul>
Toria/mustard			<ul style="list-style-type: none"><li>On sunny days, go for harvesting of toria/mustard if mature</li></ul>
Maize (winter)			<ul style="list-style-type: none"><li>Right time for harvesting</li></ul>
VEGETABLES			
Summer Vegetables			<ul style="list-style-type: none"><li>Right time for the sowing of summer vegetables like cucumber, sponge gourd, bottle gourd, ladies finger etc.</li><li>Get seeds/planting materials of preferred or recommended varieties from right sources</li></ul>

Pea/Cauliflower/Cabbage	Vegetative	Leaf eating insects 	<ul style="list-style-type: none"> <li>On clear weather, need based spray of Azadirachtin 0.15% EC @ 6ml/lit against leaf eating insects in cabbage/cauliflower,/pea &amp; other vegetables is advocated with sticker.</li> </ul>
Potato	Harvesting	Ants 	<ul style="list-style-type: none"> <li>Apply Neem-based granular insecticides in soil against soil inhabiting insect pests/ants.</li> <li>Best time to apply fertilizers to the apple trees containing potassium, calcium, Boron and nitrogen</li> <li>Fertilizers should be applied a foot away from the base of the plants</li> </ul>
<b>FRUIT CROPS</b>			
Citrus	Maturity/Harvesting		<ul style="list-style-type: none"> <li>Prune away all diseased portion of the citrus plant after harvest of the fruit to maintain the health of the plant</li> <li>Go for drenching with Dichlorvos 76 EC @ 0.05% against trunk borer in citrus trees only if the harvesting is over</li> <li>Spray Imagalil 34WP @ 1g/lit against blue &amp; green mauld in Khasi mandarin when the harvesting is over</li> <li>Remove all water sprouts from the base of the plant</li> </ul>
Banana			<ul style="list-style-type: none"> <li>Timely/regular removal of extra suckers, dry leaves &amp; pseudo-stem</li> </ul>
<b>LIVESTOCKS</b>			
<b>Livestock</b>	<b>Stage</b>	<b>Disease</b>	<b>Precautionary Practices to be followed</b>
Pigs	All stages		<ul style="list-style-type: none"> <li>Provide concentrate feed and multi-vitamins</li> <li>Provide proper bedding materials for newly born piglets to protect them from cold</li> <li>Vaccination as per the schedule with proper consultation with vet.</li> <li>Deworm at regular interval</li> <li>During scarcity of fodder provide hay/silage/feedblocks.</li> </ul>
Poultry	All stages		<ul style="list-style-type: none"> <li>Avoid rearing of Day-Old-Chicks</li> <li>Provide sufficient bedding materials to keep them warm</li> <li>Provide adequate clean drinking water+electrolyte</li> <li>Vaccination as per the schedule with proper consultation with vet.</li> <li>Provide anti-coccidial drugs</li> <li>Remove wet litter/provide artificial heating and light</li> </ul>
Fishery			<ul style="list-style-type: none"> <li>Use soil-water probiotics in fish pond for making disease free environment</li> </ul>
<b>Contact Scientists (ICAR) or State Agril Staff or KVK staff for measures against adverse conditions or call at 03795-226237/226247</b>			

Issued jointly by ICAR-RC for NEH Region, Arunachal Pradesh Centre, Basar and India Meteorological Department  
Contact: - [IAAS.BASAR@gmail.com](mailto:IAAS.BASAR@gmail.com), Phone Number: - 03795-226247/37, -96 (Fax)

Agrometeorological Field Unit  
ICAR, BASAR



# Agro-met Advisory Bulletin

(Period: 26<sup>th</sup> February to 1<sup>st</sup> March, 2016)



## GRAMIN KRISHI MAUSAM SEWA (Integrated Agro-Meteorological Advisory Services)



ICAR Research Complex for NEH Region  
Arunachal Pradesh Centre, Basar-791101

### District: West Kameng

No: 17/2015-16/Fri






Dated: 26<sup>th</sup> February, 2016



Weather summary of the previous week	Weather forecast valid up to 1 <sup>st</sup> March, 2016
Rainfall = 0.0.	Clear/dry weather is forecasted for next 2-3 days. Max Temp=11°C and Min Temp=5°C, RH=15-45%, Wind Speed=7-9 kmph, Wind direction: ENE
Warning:	Non

### Weather Based Agro-meteorological Advisories Bulletin

<ul style="list-style-type: none"><li>Right time for digging pond for construction of <i>Jalkunds</i>.</li><li>Go for low cost polyhouses for year round cultivation of vegetables</li><li>Obtain seeds from reputed/certified/reliable source</li><li>Use fertilizers/pesticides as per recommended doses for the location</li><li>Preference must be given on use of organic manures/bio-fertilizers &amp; bio-pesticides</li><li>ICAR Basar recommend poultry variety <b>VANARAJA</b> for backyard rearing</li></ul>			
Crop	Stage	Pest/Disease	Precautionary Practices to be followed
FIELD CROPS			
Maize/ cowpea			<ul style="list-style-type: none"><li>Right time for sowing of local/early maize and Cowpea</li><li>Seed treatment of early maize/cowpea with Imidichloropid @ 1-2g/10kg is recommended before sowing</li></ul>

Toria/mustard			<ul style="list-style-type: none"> <li>On sunny days, go for harvesting of toria/mustard if mature</li> </ul>
Maize (winter)			<ul style="list-style-type: none"> <li>Right time for harvesting</li> </ul>
<b>VEGETABLES</b>			
Pea/Cauliflower/Cabbage	Vegetative	Leaf eating insects 	<ul style="list-style-type: none"> <li>On clear weather, need based spray of Azadirachtin 0.15% EC @ 6ml/lit against leaf eating insects in cabbage/cauliflower, pea &amp; other vegetables is advocated.</li> </ul>
Potato	Harvesting	Ants 	<ul style="list-style-type: none"> <li>Apply Neem-based granular insecticides in soil against soil inhabiting insect pests/ants.</li> <li>Store potatoes in a cool, well ventilated place</li> <li>Don't wash potatoes before storing as dampness promotes early spoilage.</li> </ul>
Summer Vegetables			<ul style="list-style-type: none"> <li>Right time for the sowing of summer vegetables like cucumber, sponge gourd, bottle gourd, ladies finger etc.</li> <li>Get seeds/planting materials of preferred or recommended varieties from right sources</li> </ul>
<b>FRUIT CROPS</b>			
Citrus	Maturity/Harvesting		<ul style="list-style-type: none"> <li>Prune away all diseased portion of the citrus plant after harvest of the fruit to maintain the health of the plant</li> <li>Go for drenching with Dichlorvos 76 EC @ 0.05% against trunk borer in citrus trees only if the harvesting is over</li> <li>Spray Imagalil 34WP @ 1g/lit against blue &amp; green mauld in Khasi mandarin when the harvesting is over</li> <li>Remove all water sprouts from the base of the plant</li> </ul>
Banana			<ul style="list-style-type: none"> <li>Timely/regular removal of extra suckers, dry leaves &amp; pseudo-stem</li> </ul>
Apple/Kiwi			<ul style="list-style-type: none"> <li>Traning &amp; Pruning on priority to remove diseased and crisscross branches to maintain health and shape of plants</li> <li>Best time to apply fertilizers to the apple trees containing potassium, calcium, Boron and nitrogen</li> <li>Fertilizers should be applied a foot away from the base of the plants</li> </ul>
<b>LIVESTOCKS</b>			
<b>Livestock</b>	<b>Stage</b>	<b>Disease</b>	<b>Precautionary Practices to be followed</b>
Pigs	All stages		<ul style="list-style-type: none"> <li>Provide concentrate feed and multi-vitamins</li> <li>Provide proper bedding materials for newly born piglets to protect them from cold</li> <li>Vaccination as per the schedule with proper consultation with vet.</li> <li>Deworm at regular interval</li> <li>During scarcity of fodder provide hay/silage/feedblocks.</li> </ul>
Poultry	All stages		<ul style="list-style-type: none"> <li>Avoid rearing of Day-Old-Chicks</li> <li>Provide sufficient bedding materials to keep them warm</li> <li>Provide adequate clean drinking water+electrolyte</li> <li>Vaccination as per the schedule with proper consultation with vet.</li> <li>Provide anti-coccidial drugs</li> <li>Remove wet litter/provide artificial heating and light</li> </ul>

Fishery			<ul style="list-style-type: none"><li>• Use soil-water probiotics in fish pond for making disease free environment</li></ul>
<b>Contact Scientists (ICAR) or State Agril Staff or KVK staff for measures against adverse conditions or call at 03795-226237/226247</b>			

Issued jointly by ICAR-RC for NEH Region, Arunachal Pradesh Centre, Basar and India Meteorological Department  
Contact: - [IAAS.BASAR@gmail.com](mailto:IAAS.BASAR@gmail.com), Phone Number: - 03795-226247/37, -96 (Fax)

Agrometeorological Field Unit  
ICAR, BASAR

# Agro-met Advisory Bulletin

(Period: 26<sup>th</sup> February to 1<sup>st</sup> March, 2016)



## GRAMIN KRISHI MAUSAM SEWA (Integrated Agro-Meteorological Advisory Services)



ICAR Research Complex for NEH Region  
Arunachal Pradesh Centre, Basar-791101

### District: West Siang

No: 17/2015-16/Fri






Dated: 26<sup>th</sup> February, 2016




Weather summery of the previous week	Weather forecast valid up to 1 <sup>st</sup> March, 2016
Rainfall = 24.4 mm. T. Max: 21.3°C, T. Min: 8.3 °C, RH: 34-98 %, Wind Speed: 2 kmph, Wind Direction: NE	Clear/dry weather is forecasted for next 2-3 days. Max Temp=26°C and Min Temp=10°C, RH=20-62%, Wind Speed=6-7 kmph, Wind direction: WNW
Warning:	Thunder storms are likely in some isolated places

### Weather Based Agro-meteorological Advisories Bulletin

- Right time for digging pond for construction of *Jalkunds*.
- Go for low cost polyhouses for year round cultivation of vegetables
- Obtain seeds from reputed/certified/reliable source
- Use fertilizers/pesticides as per recommended doses for the location
- Preference must be given on use of organic manures/bio-fertilizers & bio-pesticides
- ICAR Basar recommend poultry variety VANARAJA for backyard rearing

Crop	Stage	Pest/Disease	Precautionary Practices to be followed
<b>FIELD CROPS</b>			
Maize/ cowpea			<ul style="list-style-type: none"> <li>Right time for sowing of local/early maize and Cowpea</li> <li>Seed treatment of early maize/cowpea with Imidichloropid @ 1-2g/10kg is recommended before sowing</li> </ul>
Toria/mustard			<ul style="list-style-type: none"> <li>On sunny days, go for harvesting of toria/mustard if mature</li> </ul>
Maize (winter)			<ul style="list-style-type: none"> <li>Right time for harvesting</li> </ul>
<b>VEGETABLES</b>			
Tomato	Vegetative		<ul style="list-style-type: none"> <li>Cover the crop with polyethene/cloths to protect from frost</li> <li>Place 2-3 inch crop residue mulch around the base of the plant</li> </ul>
Summer Vegetables			<ul style="list-style-type: none"> <li>Right time for the sowing of summer vegetables like cucumber, sponge gourd, bottle gourd, ladies finger etc.</li> <li>Get seeds/planting materials of preferred or recommended varieties from right sources</li> </ul>
Pea/Cauliflower/Cabbage	Vegetative	Leaf eating insects 	<ul style="list-style-type: none"> <li>On clear weather, need based spray of Azadirachtin 0.15% EC @ 6ml/lit against leaf eating insects in cabbage/cauliflower/pea &amp; other vegetables is advocated.</li> </ul>
Potato	Harvesting	Ants 	<ul style="list-style-type: none"> <li>Apply Neem-based granular insecticides in soil against soil inhabiting insect pests/ants.</li> <li>Store potatoes in a cool, well ventilated place</li> <li>Don't wash potatoes before storing as dampness promotes early spoilage.</li> </ul>
Mustard			<ul style="list-style-type: none"> <li>Provide provision for drainage in the crop in WRC field to protect in case of heavy rainfall</li> </ul>
<b>FRUIT CROPS</b>			
Citrus	Maturity/Harvesting		<ul style="list-style-type: none"> <li>Prune away all diseased portion of the citrus plant after harvest of the fruit to maintain the health of the plant</li> <li>Go for drenching with Dichlorvos 76 EC @ 0.05% against trunk borer in citrus trees only if the harvesting is over</li> <li>Spray Imagalil 34WP @ 1g/lit against blue &amp; green mauld in Khasi mandarin when the harvesting is over</li> <li>Remove all water sprouts from the base of the plant</li> </ul>
Banana			<ul style="list-style-type: none"> <li>Timely/regular removal of extra suckers, dry leaves &amp; pseudo-stem</li> </ul>
Apple/Kiwi			<ul style="list-style-type: none"> <li>Traning &amp; Pruning on priority to remove diseased and crisscross branches to maintain health and shape of plants</li> <li>Store potatoes in a cool, well ventilated place</li> <li>Don't wash potatoes before storing as dampness promotes early spoilage.</li> </ul>
<b>LIVESTOCKS</b>			
<b>Livestock</b>	<b>Stage</b>	<b>Disease</b>	<b>Precautionary Practices to be followed</b>
Pigs	All stages		<ul style="list-style-type: none"> <li>Provide concentrate feed and multi-vitamins</li> <li>Provide proper bedding materials for newly born piglets to protect them from cold</li> </ul>



			<ul style="list-style-type: none"><li>• Vaccination as per the schedule with proper consultation with vet.</li><li>• Deworm at regular interval</li><li>• During scarcity of fodder provide hay/silage/feedblocks.</li></ul>
Poultry	All stages		<ul style="list-style-type: none"><li>• Avoid rearing of Day-Old-Chicks</li><li>• Provide sufficient bedding materials to keep them warm</li><li>• Provide adequate clean drinking water+electrolyte</li><li>• Vaccination as per the schedule with proper consultation with vet.</li><li>• Provide anti-coccidial drugs</li><li>• Remove wet litter/provide artificial heating and light</li></ul>
Fishery			<ul style="list-style-type: none"><li>• Use soil-water probiotics in fish pond for making disease free environment</li></ul>
<b>Contact Scientists (ICAR) or State Agril Staff or KVK staff for measures against adverse conditions or call at 03795-226237/226247</b>			

Issued jointly by ICAR-RC for NEH Region, Arunachal Pradesh Centre, Basar and India Meteorological Department  
Contact: - [IAAS.BASAR@gmail.com](mailto:IAAS.BASAR@gmail.com), Phone Number: - 03795-226247/37, -96 (Fax)

Agrometeorological Field Unit  
ICAR, BASAR

# Agro-met Advisory Bulletin

(Period: 26<sup>th</sup> February to 1<sup>st</sup> March, 2016)



## GRAMIN KRISHI MAUSAM SEWA (Integrated Agro-Meteorological Advisory Services)



ICAR Research Complex for NEH Region  
Arunachal Pradesh Centre, Basar-791101

### District: Anjaw


No: 17/2015-16/Fri





Dated: 26<sup>th</sup> February, 2016



Weather summary of the previous week	Weather forecast valid up to 1 <sup>st</sup> March, 2016
Rainfall = 0.0	Partially cloudy sky with possibility of no rain. Max Temp=11°C and Min Temp=3°C, RH=22-66%, Wind Speed=9-11 kmph, Wind direction: E
<b>Warning:</b>	Non

### Weather Based Agro-meteorological Advisories Bulletin

<ul style="list-style-type: none"><li>• Right time for digging pond for construction of <i>Jalkunds</i>.</li><li>• Go for low cost polyhouses for year round cultivation of vegetables</li><li>• Obtain seeds from reputed/certified/reliable source</li><li>• Use fertilizers/pesticides as per recommended doses for the location</li><li>• Preference must be given on use of organic manures/bio-fertilizers &amp; bio-pesticides</li><li>• ICAR Basar recommend poultry variety <b>VANARAJA</b> for backyard rearing</li></ul>			
Crop	Stage	Pest/Disease	Precautionary Practices to be followed
<b>FIELD CROPS</b>			
Maize/ cowpea			<ul style="list-style-type: none"><li>• Right time for sowing of local/early maize and Cowpea</li><li>• Seed treatment of early maize/cowpea with Imidichloropid @ 1-2g/10kg is recommended before sowing</li></ul>
Toria/mustard			<ul style="list-style-type: none"><li>• On sunny days, go for harvesting of toria/mustard if mature</li></ul>
Maize (winter)			<ul style="list-style-type: none"><li>• Right time for harvesting</li></ul>
<b>VEGETABLES</b>			
Summer Vegetables			<ul style="list-style-type: none"><li>• Right time for the sowing of summer vegetables like cucumber, sponge gourd, bottle gourd, ladies finger etc.</li></ul>

			<ul style="list-style-type: none"> <li>Get seeds/planting materials of preferred or recommended varieties from right sources</li> </ul>
Pea/Cauliflower/Cabbage	Vegetative	Leaf eating insects 	<ul style="list-style-type: none"> <li>Need based spray of Azadirachtin 0.15% EC @ 6ml/lit against leaf eating insects in cabbage/cauliflower, pea &amp; other vegetables is advocated using sticker</li> </ul>
Potato	Harvesting	Ants 	<ul style="list-style-type: none"> <li>Apply Neem-based granular insecticides in soil against soil inhabiting insect pests/ants.</li> <li>Store potatoes in a cool, well ventilated place</li> <li>Don't wash potatoes before storing as dampness promotes early spoilage.</li> </ul>
<b>FRUIT CROPS</b>			
Citrus	Maturity/Harvesting		<ul style="list-style-type: none"> <li>Prune away all diseased portion of the citrus plant after harvest of the fruit to maintain the health of the plant</li> <li>Go for drenching with Dichlorvos 76 EC @ 0.05% against trunk borer in citrus trees only if the harvesting is over</li> <li>On clear day, spray Imagalil 34WP @ 1g/lit against blue &amp; green mould in Khasi mandarin when the harvesting is over</li> <li>Remove all water sprouts from the base of the plant</li> </ul>
Banana			<ul style="list-style-type: none"> <li>Timely/regular removal of extra suckers, dry leaves &amp; pseudo-stem</li> </ul>
Apple/Kiwi			<ul style="list-style-type: none"> <li>Traning &amp; Pruning on priority to remove diseased and crisscross branches to maintain health and shape of plants</li> <li>Best time to apply fertilizers to the apple trees containing potassium, calcium, Boron and nitrogen</li> <li>Fertilizers should be applied a foot away from the base of the plants</li> </ul>
<b>LIVESTOCKS</b>			
<b>Livestock</b>	<b>Stage</b>	<b>Disease</b>	<b>Precautionary Practices to be followed</b>
Pigs	All stages		<ul style="list-style-type: none"> <li>Provide concentrate feed and multi-vitamins</li> <li>Provide proper bedding materials for newly born piglets to protect them from cold</li> <li>Vaccination as per the schedule with proper consultation with vet.</li> <li>Deworm at regular interval</li> <li>During scarcity of fodder provide hay/silage/feedblocks.</li> </ul>
Poultry	All stages 		<ul style="list-style-type: none"> <li>Avoid rearing of Day-Old-Chicks</li> <li>Provide sufficient bedding materials to keep them warm</li> <li>Provide adequate clean drinking water+electrolyte and multi-vitamins</li> <li>Vaccination as per the schedule with proper consultation with vet.</li> <li>Provide anti-coccidial drugs</li> <li>Remove wet litter/provide artificial heating and light</li> </ul>
Fishery			<ul style="list-style-type: none"> <li>Use soil-water probiotics in fish pond for making disease free environment</li> </ul>
<b>Contact Scientists (ICAR) or State Agril Staff or KVK staff for measures against adverse conditions or call at 03795-226237/226247</b>			

Issued jointly by ICAR-RC for NEH Region, Arunachal Pradesh Centre, Basar and India Meteorological Department  
Contact: - [IAAS.BASAR@gmail.com](mailto:IAAS.BASAR@gmail.com), Phone Number: - 03795-226247/37, -96 (Fax)

# Agro-met Advisory Bulletin

(Period: 26<sup>th</sup> February to 1<sup>st</sup> March, 2016)



## GRAMIN KRISHI MAUSAM SEWA (Integrated Agro-Meteorological Advisory Services)



ICAR Research Complex for NEH Region  
Arunachal Pradesh Centre, Basar-791101

### District: Changlang

No: 17/2015-16/Fri


Dated: 26<sup>th</sup> February, 2016






Weather summary of the previous week	Weather forecast valid up to 1 <sup>st</sup> March, 2016
Rainfall = 0.2 mm.	Partially cloudy sky with possibility of no rain. Max Temp=21°C and Min Temp=9°C, RH=20-71%, Wind Speed=4-6 kmph, Wind direction: E
<b>Warning</b>	<b>Non</b>

### Weather Based Agro-meteorological Advisories Bulletin

- Right time for digging ponds for construction of jalkunds
- Obtain seeds from reputed/certified/reliable source
- Use fertilizers/pesticides as per recommended doses for the location
- Preference must be given on use of organic manures/bio-fertilizers & bio-pesticides
- ICAR Basar recommend poultry variety VANARAJA for backyard rearing

Crop	Stage	Pest/Disease	Precautionary Practices to be followed
FIELD CROPS			
Maize/ cowpea			<ul style="list-style-type: none"><li>• Right time for sowing of local/early maize and Cowpea</li><li>• Seed treatment of early maize/cowpea with Imidichloropid @ 1-2g/10kg is recommended before sowing</li></ul>
Toria/mustard			<ul style="list-style-type: none"><li>• On sunny days, go for harvesting of toria/mustard if mature</li></ul>
Maize (winter)			<ul style="list-style-type: none"><li>• Right time for harvesting</li></ul>

VEGETABLES			
Pea/Cauliflower/Cabbage	Vegetative	Leaf eating insects 	<ul style="list-style-type: none"> <li>On clear weather, need based spray of Azadirachtin 0.15% EC @ 6ml/lit against leaf eating insects in cabbage/cauliflower, pea &amp; other vegetables is advocated using stickers.</li> </ul>
Summer Vegetables			<ul style="list-style-type: none"> <li>Right time for the sowing of summer vegetables like cucumber, sponge gourd, bottle gourd, ladies finger etc.</li> <li>Get seeds/planting materials of preferred or recommended varieties from right sources</li> </ul>
Potato	Harvesting	Ants 	<ul style="list-style-type: none"> <li>Apply Neem-based granular insecticides in soil against soil inhabiting insect pests/ants.</li> <li>Store potatoes in a cool, well ventilated place</li> <li>Don't wash potatoes before storing as dampness promotes early spoilage.</li> </ul>
FRUIT CROPS			
Citrus	Maturity/Harvesting		<ul style="list-style-type: none"> <li>Prune away all diseased portion of the citrus plant after harvest of the fruit to maintain the health of the plant</li> <li>Go for drenching with Dichlorvos 76 EC @ 0.05% against trunk borer in citrus trees only if the harvesting is over</li> <li>On dry weather, spray Imagalil 34WP @ 1g/lit against blue &amp; green mould in Khasi mandarin when the harvesting is over</li> <li>Remove all water sprouts from the base of the plant</li> </ul>
Banana			<ul style="list-style-type: none"> <li>Timely/regular removal of extra suckers, dry leaves &amp; pseudo-stem</li> </ul>
LIVESTOCKS			
Livestock	Stage	Disease	Precautionary Practices to be followed
Pigs	All stages		<ul style="list-style-type: none"> <li>Provide concentrate feed and multi-vitamins</li> <li>Provide proper bedding materials for newly born piglets to protect them from cold</li> <li>Vaccination as per the schedule with proper consultation with vet.</li> <li>Deworm at regular interval</li> <li>During scarcity of fodder provide hay/silage/feedblocks.</li> </ul>
Poultry	All stages 		<ul style="list-style-type: none"> <li>Avoid rearing of Day-Old-Chicks</li> <li>Provide sufficient bedding materials to keep them warm</li> <li>Provide adequate clean drinking water+electrolyte</li> <li>Vaccination as per the schedule with proper consultation with vet.</li> <li>Provide anti-coccidial drugs</li> <li>Remove wet litter/provide artificial heating and light</li> </ul>
Fishery			<ul style="list-style-type: none"> <li>Use soil-water probiotics in fish pond for making disease free environment</li> </ul>
<b>Contact Scientists (ICAR) or State Agril Staff or KVK staff for measures against adverse conditions or call at 03795-226237/226247</b>			

Issued jointly by ICAR-RC for NEH Region, Arunachal Pradesh Centre, Basar and India Meteorological Department  
 Contact: - [IAAS.BASAR@gmail.com](mailto:IAAS.BASAR@gmail.com), Phone Number: - 03795-226247/37, -96 (Fax)

Agrometeorological Field Unit  
 ICAR, BASAR



# Agro-met Advisory Bulletin

(Period: 26<sup>th</sup> February to 1<sup>st</sup> March, 2016)



## GRAMIN KRISHI MAUSAM SEWA (Integrated Agro-Meteorological Advisory Services)



ICAR Research Complex for NEH Region  
Arunachal Pradesh Centre, Basar-791101

### District: Dibang Valley

No: 17/2015-16/Fri





Dated: 26<sup>th</sup> February, 2016



Weather summary of the previous week	Weather forecast valid up to 1 <sup>st</sup> March, 2016
Rainfall = 0.0 mm.	Clear/dry weather is forecasted for next 2-3 days. Max Temp=14°C and Min Temp=2°C, RH=16-70%, Wind Speed=6-11 kmph, Wind direction: ENE
<b>Warning:</b>	<b>Non</b>

### Weather Based Agro-meteorological Advisories Bulletin

<ul style="list-style-type: none"><li>Right time for digging pond for construction of <i>Jalkunds</i>.</li><li>Go for low cost polyhouses for year round cultivation of vegetables</li><li>Obtain seeds from reputed/certified/reliable source</li><li>Use fertilizers/pesticides as per recommended doses for the location</li><li>Preference must be given on use of organic manures/bio-fertilizers &amp; bio-pesticides</li><li>ICAR Basar recommend poultry variety <b>VANARAJA</b> for backyard rearing</li></ul>			
Crop	Stage	Pest/Disease	Precautionary Practices to be followed
<b>FIELD CROPS</b>			
Maize/ cowpea			<ul style="list-style-type: none"><li>Right time for sowing of local/early maize and Cowpea</li><li>Seed treatment of early maize/cowpea with Imidichloropid @ 1-2g/10kg is recommended before sowing</li></ul>
Toria/mustard			<ul style="list-style-type: none"><li>On sunny days, go for harvesting of toria/mustard if mature</li></ul>
Maize (winter)			<ul style="list-style-type: none"><li>Right time for harvesting</li></ul>

VEGETABLES			
Tomato	Vegetative		<ul style="list-style-type: none"> <li>Cover the crop with polyethene/cloths to protect from frost/rain</li> <li>Place 2-3 inch crop residue mulch around the base of the plant</li> </ul>
Summer Vegetables			<ul style="list-style-type: none"> <li>Right time for the sowing of summer vegetables like cucumber, sponge gourd, bottle gourd, ladies finger etc.</li> <li>Get seeds/planting materials of preferred or recommended varieties from right sources</li> </ul>
Pea/Cauliflower/Cabbage	Vegetative	Leaf eating insects 	<ul style="list-style-type: none"> <li>On clear weather, spray of Azadirachtin 0.15% EC @ 6ml/lit against leaf eating insects in cabbage/cauliflower/pea &amp; other vegetables is advocated using stickers.</li> </ul>
Potato	Harvesting	Ants 	<ul style="list-style-type: none"> <li>Apply Neem-based granular insecticides in soil against soil inhabiting insect pests/ants.</li> <li>Store potatoes in a cool, well ventilated place</li> <li>Don't wash potatoes before storing as dampness promotes early spoilage.</li> </ul>
FRUIT CROPS			
Citrus	Maturity/Harvesting		<ul style="list-style-type: none"> <li>Prune away all diseased portion of the citrus plant after harvest of the fruit to maintain the health of the plant</li> <li>Go for drenching with Dichlorvos 76 EC @ 0.05% against trunk borer in citrus trees only if the harvesting is over</li> <li>Remove all water sprouts from the base of the plant</li> </ul>
Banana			<ul style="list-style-type: none"> <li>Timely/regular removal of extra suckers, dry leaves &amp; pseudo-stem</li> </ul>
LIVESTOCKS			
Livestock	Stage	Disease	Precautionary Practices to be followed
Pigs	All stages 		<ul style="list-style-type: none"> <li>Provide concentrate feed and multi-vitamins</li> <li>Provide proper bedding materials for newly born piglets to protect them from cold</li> <li>Vaccination as per the schedule with proper consultation with vet.</li> <li>Deworm at regular interval</li> <li>During scarcity of fodder provide hay/silage/feedblocks.</li> </ul>
Poultry	All stages 		<ul style="list-style-type: none"> <li>Avoid rearing of Day-Old-Chicks</li> <li>Provide sufficient bedding materials to keep them warm</li> <li>Provide adequate clean drinking water+electrolyte</li> <li>Vaccination as per the schedule with proper consultation with vet.</li> <li>Provide anti-coccidial drugs</li> <li>Remove wet litter/provide artificial heating and light</li> </ul>
Fishery			<ul style="list-style-type: none"> <li>Use soil-water probiotics in fish pond for making disease free environment</li> </ul>
<b>Contact Scientists (ICAR) or State Agril Staff or KVK staff for measures against adverse conditions or call at 03795-226237/226247</b>			

Issued jointly by ICAR-RC for NEH Region, Arunachal Pradesh Centre, Basar and India Meteorological Department  
Contact: - [IAAS.BASAR@gmail.com](mailto:IAAS.BASAR@gmail.com), Phone Number: - 03795-226247/37, -96 (Fax)

Agrometeorological Field Unit  
ICAR, BASAR

# Agro-met Advisory Bulletin

(Period: 26<sup>th</sup> February to 1<sup>st</sup> March, 2016)



## GRAMIN KRISHI MAUSAM SEWA

(Integrated Agro-Meteorological Advisory Services)



ICAR Research Complex for NEH Region  
Arunachal Pradesh Centre, Basar-791101

### District: East Kameng





No: 17/2015-16/Fri Dated: 26<sup>th</sup> February, 2016



Weather summery of the previous week	Weather forecast valid up to 1 <sup>st</sup> March, 2016
Rainfall = 0.0 mm.	Clear/dry weather is forecasted for next 2-3 days. Max Temp=19°C and Min Temp=5°C, RH=18-61%, Wind Speed=6-7 kmph, Wind direction: ESE
Warning:	Non

### Weather Based Agro-meteorological Advisories Bulletin

<ul style="list-style-type: none"><li>Right time for digging pond for construction of Jalkunds.</li><li>Go for low cost polyhouses for year round cultivation of vegetables</li><li>Obtain seeds from reputed/certified/reliable source</li><li>Use fertilizers/pesticides as per recommended doses for the location</li><li>Preference must be given on use of organic manures/bio-fertilizers &amp; bio-pesticides</li><li>ICAR Basar recommend poultry variety VANARAJA for backyard rearing</li></ul>			
Crop	Stage	Pest/Disease	Precautionary Practices to be followed
FIELD CROPS			
Maize/ cowpea			<ul style="list-style-type: none"><li>Right time for sowing of local/early maize and Cowpea</li><li>Seed treatment of early maize/cowpea with Imidichloropid @ 1-2g/10kg is recommended before sowing</li><li>Need-based irrigation if crops sown</li></ul>

Toria/mustard			<ul style="list-style-type: none"> <li>On sunny days, go for harvesting of toria/mustard if mature</li> </ul>
Maize (winter)			<ul style="list-style-type: none"> <li>Right time for harvesting</li> </ul>
<b>VEGETABLES</b>			
Pea/Cauliflower/Cabbage	Vegetative	Leaf eating insects 	<ul style="list-style-type: none"> <li>On clear weather, spray of Azadirachtin 0.15% EC @ 6ml/lit against leaf eating insects in cabbage/cauliflower, pea &amp; other vegetables is advocated.</li> </ul>
Potato	Harvesting	Ants 	<ul style="list-style-type: none"> <li>Apply Neem-based granular insecticides in soil against soil inhabiting insect pests/ants.</li> <li>Store potatoes in a cool, well ventilated place</li> <li>Don't wash potatoes before storing as dampness promotes early spoilage.</li> </ul>
Summer Vegetables			<ul style="list-style-type: none"> <li>Right time for the sowing of summer vegetables like cucumber, sponge gourd, bottle gourd, ladies finger etc.</li> <li>Get seeds/planting materials of preferred or recommended varieties from right sources</li> </ul>
<b>FRUIT CROPS</b>			
Citrus	Maturity/Harvesting		<ul style="list-style-type: none"> <li>Prune away all diseased portion of the citrus plant after harvest of the fruit to maintain the health of the plant</li> <li>Go for drenching with Dichlorvos 76 EC @ 0.05% against trunk borer in citrus trees only if the harvesting is over</li> <li>Spray Imagalil 34WP @ 1g/lit against blue &amp; green mauld in Khasi mandarin when the harvesting is over</li> <li>Remove all water sprouts from the base of the plant</li> </ul>
Banana			<ul style="list-style-type: none"> <li>Timely/regular removal of extra suckers, dry leaves &amp; pseudo-stem</li> </ul>
<b>LIVESTOCKS</b>			
Livestock	Stage	Disease	Precautionary Practices to be followed
Pigs	All stages		<ul style="list-style-type: none"> <li>Provide concentrate feed and multi-vitamins</li> <li>Provide proper bedding materials for newly born piglets to protect them from cold</li> <li>Vaccination as per the schedule with proper consultation with vet.</li> <li>Deworm at regular interval</li> <li>During scarcity of fodder provide hay/silage/feedblocks.</li> </ul>
Poultry	All stages 		<ul style="list-style-type: none"> <li>Avoid rearing of Day-Old-Chicks</li> <li>Provide sufficient bedding materials to keep them warm</li> <li>Provide adequate clean drinking water+electrolyte</li> <li>Vaccination as per the schedule with proper consultation with vet.</li> <li>Provide anti-coccidial drugs</li> <li>Remove wet litter/provide artificial heating and light</li> </ul>
Fishery			<ul style="list-style-type: none"> <li>Use soil-water probiotics in fish pond for making disease free environment</li> </ul>
<b>Contact Scientists (ICAR) or State Agril Staff or KVK staff for measures against adverse conditions or call at 03795-226237/226247</b>			

Issued jointly by ICAR-RC for NEH Region, Arunachal Pradesh Centre, Basar and India Meteorological Department  
 Contact: - [IAAS.BASAR@gmail.com](mailto:IAAS.BASAR@gmail.com), Phone Number: - 03795-226247/37, -96 (Fax)

# Agro-met Advisory Bulletin

(Period: 26<sup>th</sup> February to 1<sup>st</sup> March, 2016)



## GRAMIN KRISHI MAUSAM SEWA (Integrated Agro-Meteorological Advisory Services)



ICAR Research Complex for NEH Region  
Arunachal Pradesh Centre, Basar-791101

### District: East Siang

No: 17/2015-16/Fri

Dated: 26<sup>th</sup> February, 2016






Weather summary of the previous week	Weather forecast valid up to 1 <sup>st</sup> March, 2016
Rainfall: 12.5 mm; T. Max: 19.2°C; T. Min: 15.7°C; RH: 51-86%	Clear/dry weather is forecasted for next 2-3 days. Max Temp=28°C and Min Temp=15°C, RH=16-60%, Wind Speed=6 kmph, Wind direction: W
Warning:	Non

### Weather Based Agro-meteorological Advisories Bulletin

<ul style="list-style-type: none"><li>Right time for digging pond for construction of <i>Jalkunds</i>.</li><li>Go for low cost polyhouses for year round cultivation of vegetables</li><li>Obtain seeds from reputed/certified/reliable source</li><li>Use fertilizers/pesticides as per recommended doses for the location</li><li>Preference must be given on use of organic manures/bio-fertilizers &amp; bio-pesticides</li><li>ICAR Basar recommend poultry variety <b>VANARAJA</b> for backyard rearing</li></ul>			
Crop	Stage	Pest/Disease	Precautionary Practices to be followed
FIELD CROPS			
Maize/ cowpea			<ul style="list-style-type: none"><li>Right time for sowing of local/early maize and Cowpea</li><li>Seed treatment of early maize/cowpea with Imidichloropid @ 1-2g/10kg is recommended before sowing</li></ul>
Toria/mustard			<ul style="list-style-type: none"><li>On sunny days, go for harvesting of toria/mustard if mature</li></ul>



Maize (winter)			<ul style="list-style-type: none"> <li>Right time for harvesting</li> </ul>
<b>VEGETABLES</b>			
Summer Vegetables			<ul style="list-style-type: none"> <li>Right time for the sowing of summer vegetables like cucumber, sponge gourd, bottle gourd, ladies finger etc.</li> <li>Get seeds/planting materials of preferred or recommended varieties from right sources</li> </ul>
Pea/Cauliflower/Cabbage	Vegetative	Leaf eating insects 	<ul style="list-style-type: none"> <li>On clear weather, spray of Azadirachtin 0.15% EC @ 6ml/lit against leaf eating insects in cabbage/cauliflower, pea &amp; other vegetables is advocated using stickers.</li> </ul>
Potato	Harvesting	Ants 	<ul style="list-style-type: none"> <li>Apply Neem-based granular insecticides in soil against soil inhabiting insect pests/ants.</li> <li>Store potatoes in a cool, well ventilated place</li> <li>Don't wash potatoes before storing as dampness promotes early spoilage.</li> </ul>
<b>FRUIT CROPS</b>			
Citrus	Maturity/Harvesting		<ul style="list-style-type: none"> <li>Prune away all diseased portion of the citrus plant after harvest of the fruit to maintain the health of the plant</li> <li>Go for drenching with Dichlorvos 76 EC @ 0.05% against trunk borer in citrus trees only if the harvesting is over</li> <li>Spray Imagalil 34WP @ 1g/lit against blue &amp; green mauld in Khasi mandarin when the harvesting is over</li> <li>Remove all water sprouts from the base of the plant</li> </ul>
Banana			<ul style="list-style-type: none"> <li>Timely/regular removal of extra suckers, dry leaves &amp; pseudo-stem</li> </ul>
<b>LIVESTOCKS</b>			
<b>Livestock</b>	<b>Stage</b>	<b>Disease</b>	<b>Precautionary Practices to be followed</b>
Pigs	All stages		<ul style="list-style-type: none"> <li>Provide concentrate feed and multi-vitamins</li> <li>Provide proper bedding materials for newly born piglets to protect them from cold</li> <li>Vaccination as per the schedule with proper consultation with vet.</li> <li>Deworm at regular interval</li> <li>During scarcity of fodder provide hay/silage/feedblocks.</li> </ul>
Poultry	All stages		<ul style="list-style-type: none"> <li>Provide sufficient bedding materials to keep them warm</li> <li>Provide adequate clean drinking water+electrolyte</li> <li>Vaccination as per the schedule with proper consultation with vet.</li> <li>Provide anti-coccidial drugs</li> <li>Remove wet litter</li> </ul>
Fishery			<ul style="list-style-type: none"> <li>Use soil-water probiotics in fish pond for making disease free environment</li> </ul>
<b>Contact Scientists (ICAR) or State Agril Staff or KVK staff for measures against adverse conditions or call at 03795-226237/226247</b>			

Issued jointly by ICAR-RC for NEH Region, Arunachal Pradesh Centre, Basar and India Meteorological Department  
 Contact: - [IAAS.BASAR@gmail.com](mailto:IAAS.BASAR@gmail.com), Phone Number: - 03795-226247/37, -96 (Fax)

Agrometeorological Field Unit  
 ICAR, BASAR

# Agro-met Advisory Bulletin

(Period: 26<sup>th</sup> February to 1<sup>st</sup> March, 2016)



## GRAMIN KRISHI MAUSAM SEWA (Integrated Agro-Meteorological Advisory Services)



ICAR Research Complex for NEH Region  
Arunachal Pradesh Centre, Basar-791101

**District: Kurung Kumey**

**No: 17/2015-16/Fri**





**Dated: 26<sup>th</sup> February, 2016**



Weather summery of the previous week	Weather forecast valid up to 1 <sup>st</sup> March, 2016
Rainfall = NA	Partially cloudy sky with possibility of no rain. Max Temp=12°C and Min Temp=2°C, RH=21-63%, Wind Speed=5-8 kmph, Wind direction: WNW

### Weather Based Agro-meteorological Advisories Bulletin

<ul style="list-style-type: none"><li>• <b>Right time for digging pond for construction of <i>Jalkunds</i>.</b></li><li>• <b>Go for low cost polyhouses for year round cultivation of vegetables</b></li><li>• <b>Obtain seeds from reputed/certified/reliable source</b></li><li>• <b>Use fertilizers/pesticides as per recommended doses for the location</b></li><li>• <b>Preference must be given on use of organic manures/bio-fertilizers &amp; bio-pesticides</b></li><li>• <b>ICAR Basar recommend poultry variety VANARAJA for backyard rearing</b></li></ul>			
Crop	Stage	Pest/Disease	Precautionary Practices to be followed
<b>FIELD CROPS</b>			
Maize/ cowpea			<ul style="list-style-type: none"><li>• Right time for sowing of local/early maize and Cowpea</li><li>• Seed treatment of early maize/cowpea with Imidichloropid @ 1-2g/10kg is recommended before sowing</li></ul>
Toria/mustard			<ul style="list-style-type: none"><li>• On sunny days, go for harvesting of toria/mustard if mature</li></ul>
Maize (winter)			<ul style="list-style-type: none"><li>• Right time for harvesting</li></ul>
<b>VEGETABES</b>			
Summer Vegetables			<ul style="list-style-type: none"><li>• Right time for the sowing of summer vegetables like cucumber, sponge gourd, bottle gourd, ladies finger etc.</li></ul>

			<ul style="list-style-type: none"> <li>Get seeds/planting materials of preferred or recommended varieties from right sources</li> </ul>
Pea/Cauliflower/Cabbage	Vegetative	Leaf eating insects 	<ul style="list-style-type: none"> <li>On clear weather, spray of Azadirachtin 0.15% EC @ 6ml/lit against leaf eating insects in cabbage/cauliflower, pea &amp; other vegetables is advocated.</li> </ul>
Potato	Harvesting	Ants 	<ul style="list-style-type: none"> <li>Apply Neem-based granular insecticides in soil against soil inhabiting insect pests/ants.</li> <li>Store potatoes in a cool, well ventilated place</li> <li>Don't wash potatoes before storing as dampness promotes early spoilage.</li> </ul>
<b>FRUIT CROPS</b>			
Citrus	Maturity/Harvesting		<ul style="list-style-type: none"> <li>Prune away all diseased portion of the citrus plant after harvest of the fruit to maintain the health of the plant</li> <li>Go for drenching with Dichlorvos 76 EC @ 0.05% against trunk borer in citrus trees only if the harvesting is over</li> <li>During dry weather, spray Imagalil 34WP @ 1g/lit against blue &amp; green mould in Khasi mandarin when the harvesting is over</li> <li>Remove all water sprouts from the base of the plant</li> </ul>
Banana			<ul style="list-style-type: none"> <li>Timely/regular removal of extra suckers, dry leaves &amp; pseudo-stem</li> </ul>
Apple/Kiwi			<ul style="list-style-type: none"> <li>Traning &amp; Pruning on priority to remove diseased and crisscross branches to maintain health and shape of plants</li> <li>Best time to apply fertilizers to the apple trees containing potassium, calcium, Boron and nitrogen</li> <li>Fertilizers should be applied a foot away from the base of the plants</li> </ul>
<b>LIVESTOCKS</b>			
<b>Livestock</b>	<b>Stage</b>	<b>Disease</b>	<b>Precautionary Practices to be followed</b>
Pigs	All stages		<ul style="list-style-type: none"> <li>Provide concentrate feed and multi-vitamins</li> <li>Provide proper bedding materials for newly born piglets to protect them from cold</li> <li>Vaccination as per the schedule with proper consultation with vet.</li> <li>Deworm at regular interval</li> <li>During scarcity of fodder provide hay/silage/feedblocks.</li> </ul>
Poultry	All stages 		<ul style="list-style-type: none"> <li>Avoid rearing of Day-Old-Chicks</li> <li>Provide sufficient bedding materials to keep them warm</li> <li>Provide adequate clean drinking water+electrolyte</li> <li>Vaccination as per the schedule with proper consultation with vet.</li> <li>Provide anti-coccidial drugs</li> <li>Remove wet litter/provide artificial heating and light</li> </ul>
Fishery			<ul style="list-style-type: none"> <li>Use soil-water probiotics in fish pond for making disease free environment</li> </ul>
<b>Contact Scientists (ICAR) or State Agril Staff or KVK staff for measures against adverse conditions or call at 03795-226237/226247</b>			

Issued jointly by ICAR-RC for NEH Region, Arunachal Pradesh Centre, Basar and India Meteorological Department  
Contact: - [IAAS.BASAR@gmail.com](mailto:IAAS.BASAR@gmail.com), Phone Number: - 03795-226247/37, -96 (Fax)

Agrometeorological Field Unit  
ICAR. BASAR