



# Integrated Agro-Meteorological Advisory Services

ICAR Research Complex for NEH Region, Arunachal Pradesh Centre  
Basar, West Siang District – 791 101, Arunachal Pradesh



(Changlang)

No: -68/2012-13/Fri

Dated: 21<sup>st</sup> December, 2012




Weather during the last four days

- Rainfall: -
  - Changlang –NA
  - Miao– 0.8 mm

Weather Forecast

- Rainfall – Weather will be mainly clear and dry.
- Temperature - The temperature is likely to be in the range of 9-25°C.
- Relative Humidity - The RH is likely to be in the range of 45-74%.

Weather Based Agro-meteorological Advisories Bulletin

Crop	Stage	Pest/Disease	Precautionary Practices to be followed
VEGETABLE CROPS			
Cauliflower /Cabbage/Knolkhol/Broccoli/	Vegetative/ Maturity	 Diamond Back moth  Cabbage caterpillar	<ul style="list-style-type: none"><li>• Regular monitoring against DBM and Cabbage caterpillar.</li><li>• Manual removal of egg mass/caterpillars is advised,</li><li>• Remove/drain out the excess water from the field,</li></ul>
Brinjal	Fruiting/ Maturity	Brinjal Shoot and Fruit Borer	<ul style="list-style-type: none"><li>• Periodical hand picking of dead shoots and fruits and its destruction,</li></ul>
FIELD CROPS			
Potato	Vegetative	Early Blight Aphid	<ul style="list-style-type: none"><li>• Monitor the crop for symptoms of blight.</li><li>• Foliar spraying with DithaneM45 @2.5grams per litre of water on detection of blight.</li><li>• Earthing up is advised,</li><li>• Apply fertilizer after the rains,</li></ul>
Pea	Vegetative		<ul style="list-style-type: none"><li>• Sowing of late crop should be done immediately,</li><li>• Monitor the crop against attack of any disease,</li></ul>
Mustard	Flowering	Aphid Painted bug	<ul style="list-style-type: none"><li>• Spraying of Dimethoate @ 2 ml per litre of water</li><li>• Collect and dispose off the heavily infested twigs,</li><li>• For painted bug dusting with wood ash is advised,</li></ul>
FRUIT CROPS			
Citrus crop	Harvesting	<b>Fruit Fly</b> 	<ul style="list-style-type: none"><li>• Racking of soil to disturb pupating flies,</li><li>• Collection of fallen fruit in polythene bags and burying in deep soil is advise,</li><li>• Harvest the fruit by keeping a stalk is advised as it increase the self-life of the fruit,</li><li>• After harvesting grade the fruits.</li></ul>
Banana	All stages	Sigatoka Leaf spot	<ul style="list-style-type: none"><li>• Soil conservation measures,</li><li>• Mulching with locally available mulches is advised,</li></ul>
LIVESTOCKS			
Livestock	Stage	Pest/Disease	Precautionary Practices to be followed
Poultry	All stages	Cold	<ul style="list-style-type: none"><li>• Day old chick-Maintain warmth by lighting,</li><li>• In present weather conditions protect the birds from cold by covering with gunny bags/plastic sheets around the poultryshed during night,</li><li>• Provide heat by lighting 100W filament bulb @ 1 bulb per 20 newly born chicks,</li></ul>
Pig/Cattle/ Yak	Pigs/ Piglets	Cold	<ul style="list-style-type: none"><li>• Maintain warmth in the shed,</li></ul>
<ul style="list-style-type: none"><li>• <b>Contact Scientists (ICAR) or State Agril Staff or KVK staff for measures against adverse conditions or call at 03795222247 (KVK, West Siang)</b></li></ul>			





(Lower Dibang Valley)

No: -68/2012-13/Fri

Dated: 21<sup>st</sup> December, 2012





Weather during the last four days

- Rainfall: -
  - Roing - NA

Weather during the last four days

• <u>Rainfall</u> – Weather will be mainly clear with possibility of partial cloudiness on some days
• <u>Temperature</u> - The temperature is likely to be in the range of 8-22°C.
• <u>Relative Humidity</u> - The RH is likely to be in the range of 45-73%.

Weather Based Agro-meteorological Advisories Bulletin

Crop	Stage	Pest/Disease	Precautionary Practices to be followed
VEGETABLE CROPS			
Cauliflower /Cabbage/Knol khol/Broccoli/	Vegetative/ Maturity	 Diamond Back moth  Cabbage caterpillar	<ul style="list-style-type: none"><li>Use local mulch to conserve the moisture</li><li>Regular monitoring against DBM and Cabbage caterpillar.</li><li>Manual removal of egg mass/caterpillars is advised,</li></ul>
Brinjal	Fruiting/ Maturity	 Brinjal Shoot and Fruit Borer	<ul style="list-style-type: none"><li>Periodical hand picking of dead shoots and fruits and its destruction,</li></ul>
Tomato	Maturity		<ul style="list-style-type: none"><li>Weeding and harvesting of mature fruits,</li></ul>
Radish	Vegetative/ Maturity		<ul style="list-style-type: none"><li>Thinning may be done,</li><li>Look out for possible attack of leaf eating caterpillars</li></ul>
Ginger/ Turmeric	Maturity		<ul style="list-style-type: none"><li>Harvest the mature crop,</li><li>Cure should be taken while harvest so that the rhizome is not damaged,</li><li>Also, remove the soil before storing.</li></ul>
FIELD CROPS			
Potato	Vegetative	Late Blight Aphid	<ul style="list-style-type: none"><li><b>Monitor the crop for symptoms of blight.</b></li><li>Foliar spraying with DithaneM45 @2.5grams per litre of water on detection of blight.</li><li>Earthing up is advised,</li><li>Apply fertilizer after the rains,</li></ul>
Pea	Vegetative		<ul style="list-style-type: none"><li>Sowing of late crop should be done immediately,</li></ul>
Maize	Vegetative	Cut worm	<ul style="list-style-type: none"><li>Regular monitoring of crop against attack of cutworm and others,</li></ul>
Mustard	Flowering	Aphid Painted bug	<ul style="list-style-type: none"><li>Spraying of Dimethoate @ 2 ml per litre of water</li><li>Collect and dispose off the heavily infested twigs,</li><li>For painted bug dusting with wood ash is advised,</li></ul>
FRUIT CROPS			
Khasi Mandarin	Harvesting	<b>Fruit Fly</b> 	<ul style="list-style-type: none"><li>Racking of soil to disturb pupating flies,</li><li>Collection of fallen fruit in polythene bags and burying in deep soil is advise,</li><li>Harvest the fruit by keeping a stalk is advised as it increase the self-life of the fruit,</li><li>After harvesting grade the fruits.</li></ul>

Banana	All stages	Sigatoka Leaf spot	<ul style="list-style-type: none"> <li>• Soil conservation measures,</li> <li>• Mulching with locally available mulches is advised,</li> </ul>
<b>LIVESTOCKS</b>			
<b>Livestock</b>	<b>Stage</b>	<b>Pest/Disease</b>	<b>Precautionary Practices to be followed</b>
Poultry	All stages	Cold  Worms	<ul style="list-style-type: none"> <li>• Day old chick-Maintain warmth by lighting,</li> <li>• In present weather conditions protect the birds from cold by covering with gunny bags/plastic sheets around the poultryshed during night,</li> <li>• Provide heat by lighting 100W filament bulb @ 1 bulb per 20 newly born chicks,</li> </ul>
Pig/Cattle/Yak	Pigs/ Piglets	Cold	<ul style="list-style-type: none"> <li>• Maintain warmth in the shed,</li> </ul>
<ul style="list-style-type: none"> <li>• <b>Contact Scientists (ICAR) or State Agril Staff or KVK staff for measures against adverse conditions or call at 03795222247 (KVK, West Siang)</b></li> </ul>			

Issued jointly by ICAR-RC for NEH Region, Arunachal Pradesh Centre, Basar and India Meteorological Department. Contact: - [IAAS.BASAR@gmail.com](mailto:IAAS.BASAR@gmail.com), Phone Number: - 03795-222247/37, -96 (Fax).  
**Integrated Agromet Advisory Services,Basar, Arunachal Pradesh.**



# Integrated Agro-Meteorological Advisory Services

ICAR Research Complex for NEH Region, Arunachal Pradesh Centre

Basar, West Siang District – 791 101, Arunachal Pradesh



(East Kameng)

No: -68/2012-13/Fri

Dated: 21<sup>st</sup> December, 2012

## Weather during the last four days





Rainfall: -

- Seppa – 0.0 mm

## Weather Forecast

• <b>Rainfall</b> - Weather will be mainly clear with possibility of partial cloudiness on some days.
• <b>Temperature</b> - The temperature is likely to be in the range of 11-23°C
• <b>Relative Humidity</b> - The RH is likely to be in the range of 51-83%.

## Weather Based Agro-meteorological Advisories Bulletin

Crop	Stage	Pest/Disease	Precautionary Practices to be followed
<b>VEGETABLE CROPS</b>			
Cauliflower /Cabbage/Knolkhol/Broccoli/	Vegetative/ Maturity	 Diamond Back moth  Cabbage caterpillar	<ul style="list-style-type: none"><li>• Use local mulch to conserve the moisture</li><li>• Regular monitoring against DBM and Cabbage caterpillar.</li><li>• Manual removal of egg mass/caterpillars is advised,</li></ul>
Brinjal	Fruiting/ Maturity	 Brinjal Shoot and Fruit Borer	<ul style="list-style-type: none"><li>• Periodical hand picking of dead shoots and fruits and its destruction,</li></ul>
Tomato	Maturity		<ul style="list-style-type: none"><li>• Weeding and harvesting of mature fruits,</li></ul>
Radish	Vegetative/ Maturity		<ul style="list-style-type: none"><li>• Thinning may be done,</li><li>• Look out for possible attack of leaf eating caterpillars</li></ul>
Ginger/ Turmeric	Maturity		<ul style="list-style-type: none"><li>• Harvest the mature crop,</li><li>• Cure should be taken while harvest so that the rhizome is not damaged,</li><li>• Also, remove the soil before storing.</li></ul>
<b>FIELD CROPS</b>			
Potato	Vegetative	Late Blight Aphid	<ul style="list-style-type: none"><li>• <b>Monitor the crop for symptoms of blight.</b></li><li>• Foliar spraying with DithaneM45 @2.5grams per litre of water on detection of blight.</li><li>• Earthing up is advised,</li><li>• Apply fertilizer after the rains,</li></ul>
Pea	Vegetative		<ul style="list-style-type: none"><li>• Sowing of late crop should be done immediately,</li></ul>
Maize	Vegetative	Cut worm	<ul style="list-style-type: none"><li>• Regular monitoring of crop against attack of cutworm and others,</li></ul>
Mustard	Flowering	Aphid Painted bug	<ul style="list-style-type: none"><li>• Spraying of Dimethoate @ 2 ml per litre of water</li><li>• Collect and dispose off the heavily infested twigs,</li><li>• For painted bug dusting with wood ash is advised,</li></ul>
<b>FRUIT CROPS</b>			
Khasi Mandarin	Harvesting	<b>Fruit Fly</b> 	<ul style="list-style-type: none"><li>• Racking of soil to disturb pupating flies,</li><li>• Collection of fallen fruit in polythene bags and burying in deep soil is advise,</li><li>• Harvest the fruit by keeping a stalk is advised as it increase the self-life of the fruit,</li><li>• After harvesting grade the fruits.</li></ul>
Banana	All stages	Sigatoka Leaf spot	<ul style="list-style-type: none"><li>• Soil conservation measures,</li><li>• Mulching with locally available mulches is advised,</li></ul>
<b>LIVESTOCKS</b>			

Livestock	Stage	Pest/Disease	Precautionary Practices to be followed
Poultry	All stages	Cold  Worms	<ul style="list-style-type: none"> <li>Day old chick-Maintain warmth by lighting,</li> <li>In present weather conditions protect the birds from cold by covering with gunny bags/plastic sheets around the poultryshed during night,</li> <li>Provide heat by lighting 100W filament bulb @ 1 bulb per 20 newly born chicks,</li> </ul>
Pig/Cattle/ Yak	Pigs/ Piglets	Cold	<ul style="list-style-type: none"> <li>Maintain warmth in the shed,</li> </ul>
<ul style="list-style-type: none"> <li><b>Contact Scientists (ICAR) or State Agril Staff or KVK staff for measures against adverse conditions or call at 03795222247 (KVK, West Siang)</b></li> </ul>			

Issued jointly by ICAR-RC for NEH Region, Arunachal Pradesh Centre, Basar and India Meteorological Department  
Contact: - [IAAS.BASAR@gmail.com](mailto:IAAS.BASAR@gmail.com), Phone Number: - 03795-222247/37, -96 (Fax)

Integrated Agromet Advisory Services



# Integrated Agro-Meteorological Advisory Services

ICAR Research Complex for NEH Region, Arunachal Pradesh Centre

Basar, West Siang District – 791 101, Arunachal Pradesh



(East-Siang)

No: -68/2012-13/Fri

Dated: 21<sup>st</sup> December, 2012





## Weather during the last four days

- Maximum temperature:24.7 °C
- Minimum Temperature:14.0 °C
- Rainfall:  
Passighat –Trace
- Relative humidity (%):68-78

## Weather Forecast

• <u>Rainfall</u> – Weather will be mainly clear with possibility of partial cloudiness on some days
• <u>Temperature</u> - The temperature is likely to be in the range of 10-23°C.
• <u>Relative Humidity</u> - The RH is likely to be in the range of 44-77%.

## Weather Based Agro-meteorological Advisories Bulletin

Crop	Stage	Pest/Disease	Precautionary Practices to be followed
VEGETABLE CROPS			
Cauliflower /Cabbage/Knol khol/Broccoli/	Vegetative/ Maturity	 Diamond Back moth  Cabbage caterpillar	<ul style="list-style-type: none"><li>Use local mulch to conserve the moisture</li><li>Regular monitoring against DBM and Cabbage caterpillar.</li><li>Manual removal of egg mass/caterpillars is advised,</li></ul>
Brinjal	Fruiting/ Maturity	 Brinjal Shoot and Fruit Borer	<ul style="list-style-type: none"><li>Periodical hand picking of dead shoots and fruits and its destruction,</li></ul>
Tomato	Maturity		<ul style="list-style-type: none"><li>Weeding and harvesting of mature fruits,</li></ul>
Radish	Vegetative/ Maturity		<ul style="list-style-type: none"><li>Thinning may be done,</li><li>Look out for possible attack of leaf eating caterpillars</li></ul>
Ginger/ Turmeric	Maturity		<ul style="list-style-type: none"><li>Harvest the mature crop,</li><li>Cure should be taken while harvest so that the rhizome is not damaged,</li><li>Also, remove the soil before storing.</li></ul>
FIELD CROPS			
Potato	Vegetative	Late Blight Aphid	<ul style="list-style-type: none"><li><b>Monitor the crop for symptoms of blight.</b></li><li>Foliar spraying with DithaneM45 @2.5grams per litre of water on detection of blight.</li><li>Earthing up is advised,</li><li>Apply fertilizer after the rains,</li></ul>
Pea	Vegetative		<ul style="list-style-type: none"><li>Sowing of late crop should be done immediately,</li></ul>
Maize	Vegetative	Cut worm	<ul style="list-style-type: none"><li>Regular monitoring of crop against attack of cutworm and others,</li></ul>
Mustard	Flowering	Aphid Painted bug	<ul style="list-style-type: none"><li>Spraying of Dimethoate @ 2 ml per litre of water</li><li>Collect and dispose off the heavily infested twigs,</li><li>For painted bug dusting with wood ash is advised,</li></ul>
FRUIT CROPS			
Khasi Mandarin	Harvesting	<b>Fruit Fly</b> 	<ul style="list-style-type: none"><li>Racking of soil to disturb pupating flies,</li><li>Collection of fallen fruit in polythene bags and burying in deep soil is advise,</li><li>Harvest the fruit by keeping a stalk is advised as it increase the self-life of the fruit,</li></ul>

			<ul style="list-style-type: none"> <li>After harvesting grade the fruits.</li> </ul>
Banana	All stages	Sigatoka Leaf spot	<ul style="list-style-type: none"> <li>Soil conservation measures,</li> <li>Mulching with locally available mulches is advised,</li> </ul>
<b>LIVESTOCKS</b>			
<b>Livestock</b>	<b>Stage</b>	<b>Pest/Disease</b>	<b>Precautionary Practices to be followed</b>
Poultry	All stages	Cold  Worms	<ul style="list-style-type: none"> <li>Day old chick-Maintain warmth by lighting,</li> <li>In present weather conditions protect the birds from cold by covering with gunny bags/plastic sheets around the poultryshed during night,</li> <li>Provide heat by lighting 100W filament bulb @ 1 bulb per 20 newly born chicks,</li> </ul>
Pig/Cattle/ Yak	Pigs/ Piglets	Cold	<ul style="list-style-type: none"> <li>Maintain warmth in the shed,</li> </ul>
<b>MUSHROOM</b>			
<ul style="list-style-type: none"> <li>Spawn is available,</li> <li>Collect and store fully matured paddy straw,</li> </ul>			
<ul style="list-style-type: none"> <li><b>Contact Scientists (ICAR) or State Agril Staff or KVK staff for measures against adverse conditions or call at 03795222247 (KVK, West Siang)</b></li> </ul>			

Issued jointly by ICAR-RC for NEH Region, Arunachal Pradesh Centre, Basar and India Meteorological Department.  
Contact: - [IAAS.BASAR@gmail.com](mailto:IAAS.BASAR@gmail.com), Phone Number: - 03795-222247/37, -96 (Fax).

**Integrated Agromet Advisory Services,  
Basar, Arunachal Pradesh.**





# Integrated Agro-Meteorological Advisory Services

ICAR Research Complex for NEH Region, Arunachal Pradesh Centre

Basar, West Siang District – 791 101, Arunachal Pradesh



(Lohit)

No: -68/2012-13/Fri

Dated: 21<sup>st</sup> December, 2012




## Weather during the last four days

- Rainfall: -
  - Tezu –1.0 mm
  - Namsai –1.3mm

## Weather Forecast

- |   |
|---|
| • <u>Rainfall</u> - Weather will be mainly clear with possibility of partial cloudiness on some days. |
| • <u>Temperature</u> - The temperature is likely to be in the range of 10-25°C.                       |
| • <u>Relative Humidity</u> - The RH is likely to be in the range of 38-74%.                           |

## Weather Based Agro-meteorological Advisories Bulletin

Crop	Stage	Pest/Disease	Precautionary Practices to be followed
VEGETABLE CROPS			
Cauliflower /Cabbage/Knol khol/Broccoli/	Vegetative/ Maturity	 Diamond Back moth  Cabbage caterpillar	<ul style="list-style-type: none"><li>• Regular monitoring against DBM and Cabbage caterpillar.</li><li>• Manual removal of egg mass/caterpillars is advised,</li><li>• Remove/drain out the excess water from the field,</li></ul>
Brinjal	Fruiting/ Maturity	Brinjal Shoot and Fruit Borer	<ul style="list-style-type: none"><li>• Periodical hand picking of dead shoots and fruits and its destruction,</li></ul>
FIELD CROPS			
Potato	Vegetative	Early Blight Aphid	<ul style="list-style-type: none"><li>• Monitor the crop for symptoms of blight.</li><li>• Foliar spraying with DithaneM45 @2.5grams per litre of water on detection of blight.</li><li>• Earthing up is advised,</li><li>• Apply fertilizer after the rains,</li></ul>
Pea	Vegetative		<ul style="list-style-type: none"><li>• Sowing of late crop should be done immediately,</li><li>• Monitor the crop against attack of any disease,</li></ul>
Mustard	Flowering	Aphid Painted bug	<ul style="list-style-type: none"><li>• Spraying of Dimethoate @ 2 ml per litre of water</li><li>• Collect and dispose off the heavily infested twigs,</li><li>• For painted bug dusting with wood ash is advised,</li></ul>
FRUIT CROPS			
Citrus crop	Harvesting	<b>Fruit Fly</b> 	<ul style="list-style-type: none"><li>• Racking of soil to disturb pupating flies,</li><li>• Collection of fallen fruit in polythene bags and burying in deep soil is advise,</li><li>• Harvest the fruit by keeping a stalk is advised as it increase the self-life of the fruit,</li><li>• After harvesting grade the fruits.</li></ul>
Banana	All stages	Sigatoka Leaf spot	<ul style="list-style-type: none"><li>• Soil conservation measures,</li><li>• Mulching with locally available mulches is advised,</li></ul>
LIVESTOCKS			
Livestock	Stage	Pest/Disease	Precautionary Practices to be followed
Poultry	All stages	Cold	<ul style="list-style-type: none"><li>• Day old chick-Maintain warmth by lighting,</li><li>• In present weather conditions protect the birds from cold by covering with gunny bags/plastic sheets around the poultryshed during night,</li><li>• Provide heat by lighting 100W filament bulb @ 1 bulb per 20 newly born chicks,</li></ul>
Pig/Cattle/ Yak	Pigs/ Piglets	Cold	<ul style="list-style-type: none"><li>• Maintain warmth in the shed,</li></ul>
<ul style="list-style-type: none"><li>• <b>Contact Scientists (ICAR) or State Agril Staff or KVK staff for measures against adverse conditions or call at 03795222247 (KVK, West Siang)</b></li></ul>			

Issued jointly by ICAR-RC for NEH Region, Arunachal Pradesh Centre, Basar and India Meteorological Department. Contact: - [IAAS.BASAR@gmail.com](mailto:IAAS.BASAR@gmail.com), Phone Number: - 03795-222247/37, -96 (Fax).  
**Integrated Agromet Advisory Services,Basar, Arunachal Pradesh.**



# Integrated Agro-Meteorological Advisory Services

ICAR Research Complex for NEH Region, Arunachal Pradesh Centre

Basar, West Siang District – 791 101, Arunachal Pradesh



## (Lower Subansiri)

No: -68/2012-13/Fri

Dated: 21<sup>st</sup> December, 2012




### Weather during the last four days

- Rainfall: -  
1. Ziro -0.0 mm

### Weather Forecast

- Rainfall- Weather will be mainly clear with possibility of partial cloudiness on some days.
- Temperature - The temperature is likely to be in the range of 4-19°C.
- Relative Humidity - The RH is likely to be in the range of 38-86%.

### Weather Based Agro-meteorological Advisories Bulletin

Crop	Stage	Pest/Disease	Precautionary Practices to be followed
VEGETABLE CROPS			
Cauliflower /Cabbage/Knol khol/Broccoli/	Vegetative/ Maturity	 Diamond Back moth  Cabbage caterpillar	<ul style="list-style-type: none"><li>• Use local mulch to conserve the moisture</li><li>• Regular monitoring against DBM and Cabbage caterpillar.</li><li>• Manual removal of egg mass/caterpillars is advised,</li></ul>
Tomato	Maturity		<ul style="list-style-type: none"><li>• Weeding and harvesting of mature fruits,</li></ul>
Radish	Vegetative/ Maturity		<ul style="list-style-type: none"><li>• Thinning may be done,</li><li>• Look out for possible attack of leaf eating caterpillars</li></ul>
FIELD CROPS			
Potato	Vegetative	Late Blight Aphid	<ul style="list-style-type: none"><li>• <b>Monitor the crop for symptoms of blight.</b></li><li>• Foliar spraying with DithaneM45 @2.5grams per litre of water on detection of blight.</li><li>• Earthing up is advised,</li><li>• Apply fertilizer after the rains,</li></ul>
Pea	Vegetative		<ul style="list-style-type: none"><li>• Sowing of late crop should be done immediately,</li></ul>
FRUIT CROPS			
Khasi Mandarin	Harvesting	<b>Fruit Fly</b> 	<ul style="list-style-type: none"><li>• Racking of soil to disturb pupating flies,</li><li>• Collection of fallen fruit in polythene bags and burying in deep soil is advise,</li><li>• Harvest the fruit by keeping a stalk is advised as it increase the self-life of the fruit,</li><li>• After harvesting grade the fruits.</li></ul>
LIVESTOCKS			
Livestock	Stage	Pest/Disease	Precautionary Practices to be followed
Poultry	All stages	Cold  Worms	<ul style="list-style-type: none"><li>• Day old chick-Maintain warmth by lighting,</li><li>• In present weather conditions protect the birds from cold by covering with gunny bags/plastic sheets around the poultryshed during night,</li><li>• Provide heat by lighting 100W filament bulb @ 1 bulb per 20 newly born chicks,</li></ul>
Pig/Cattle/ Yak	Pigs/ Piglets	Cold	<ul style="list-style-type: none"><li>• Maintain warmth in the shed,</li></ul>
<b>• Contact Scientists (ICAR) or State Agril Staff or KVK staff for measures against adverse conditions or call at 03795222247 (KVK, West Siang)</b>			

Issued jointly by ICAR-RC for NEH Region, Arunachal Pradesh Centre, Basar and India Meteorological Department.

Contact: - [IAAS.BASAR@gmail.com](mailto:IAAS.BASAR@gmail.com), Phone Number: - 03795-222247/37, -96 (Fax)

Integrated Agromet Advisory Services,  
Basar, Arunachal Pradesh.



# Integrated Agro-Meteorological Advisory Services

ICAR Research Complex for NEH Region, Arunachal Pradesh Centre  
Basar, West Siang District – 791 101, Arunachal Pradesh



(Papum Pare)

No: -68/2012-13/Fri

Dated: 21<sup>st</sup> December, 2012




## Weather during the last four days


- Maximum temperature: 25.0°C
- Minimum Temperature: 10.4°C
- Relative Humidity (%):84-96
- Rainfall: -
  - Itanagar – 3.0 mm
  - Naharlagun – 2.6 mm

## Weather Forecast

- Rainfall**- Weather will be partly cloudy with possibility of light rain at one/two places.
- Temperature** - The temperature is likely to be in the range of 11-25°C
- Relative Humidity** - The RH is likely to be in the range of 54-85%.

## Weather Based Agro-meteorological Advisories Bulletin

Crop	Stage	Pest/Disease	Precautionary Practices to be followed
VEGETABLE CROPS			
Cauliflower /Cabbage/Knolkhol/Broccoli/	Vegetative/ Maturity	 Diamond Back moth  Cabbage caterpillar	<ul style="list-style-type: none"><li>Use local mulch to conserve the moisture</li><li>Regular monitoring against DBM and Cabbage caterpillar.</li><li>Manual removal of egg mass/caterpillars is advised,</li></ul>
Brinjal	Fruiting/ Maturity	 Brinjal Shoot and Fruit Borer	<ul style="list-style-type: none"><li>Periodical hand picking of dead shoots and fruits and its destruction,</li></ul>
Tomato	Maturity		<ul style="list-style-type: none"><li>Weeding and harvesting of mature fruits,</li></ul>
Radish	Vegetative/ Maturity		<ul style="list-style-type: none"><li>Thinning may be done,</li><li>Look out for possible attack of leaf eating caterpillars</li></ul>
Ginger/ Turmeric	Maturity		<ul style="list-style-type: none"><li>Harvest the mature crop,</li><li>Cure should be taken while harvest so that the rhizome is not damaged,</li><li>Also, remove the soil before storing.</li></ul>
FIELD CROPS			
Potato	Vegetative	Late Blight Aphid	<ul style="list-style-type: none"><li><b>Monitor the crop for symptoms of blight.</b></li><li>Foliar spraying with DithaneM45 @2.5grams per litre of water on detection of blight.</li><li>Earthing up is advised,</li><li>Apply fertilizer after the rains,</li></ul>
Pea	Vegetative		<ul style="list-style-type: none"><li>Sowing of late crop should be done immediately,</li></ul>
Maize	Vegetative	Cut worm	<ul style="list-style-type: none"><li>Regular monitoring of crop against attack of cutworm and others,</li></ul>
Mustard	Flowering	Aphid Painted bug	<ul style="list-style-type: none"><li>Spraying of Dimethoate @ 2 ml per litre of water</li><li>Collect and dispose off the heavily infested twigs,</li><li>For painted bug dusting with wood ash is advised,</li></ul>
FRUIT CROPS			

Khasi Mandarin	Harvesting	<b>Fruit Fly</b> 	<ul style="list-style-type: none"> <li>• Racking of soil to disturb pupating flies,</li> <li>• Collection of fallen fruit in polythene bags and burying in deep soil is advise,</li> <li>• Harvest the fruit by keeping a stalk is advised as it increase the self-life of the fruit,</li> <li>• After harvesting grade the fruits.</li> </ul>
Banana	All stages	Sigatoka Leaf spot	<ul style="list-style-type: none"> <li>• Soil conservation measures,</li> <li>• Mulching with locally available mulches is advised,</li> </ul>
<b>LIVESTOCKS</b>			
<b>Livestock</b>	<b>Stage</b>	<b>Pest/Disease</b>	<b>Precautionary Practices to be followed</b>
Poultry	All stages	Cold  Worms	<ul style="list-style-type: none"> <li>• Day old chick-Maintain warmth by lighting,</li> <li>• In present weather conditions protect the birds from cold by covering with gunny bags/plastic sheets around the poultryshed during night,</li> <li>• Provide heat by lighting 100W filament bulb @ 1 bulb per 20 newly born chicks,</li> </ul>
Pig/Cattle/Yak	Pigs/ Piglets	Cold	<ul style="list-style-type: none"> <li>• Maintain warmth in the shed,</li> </ul>
<b>MUSHROOM</b>			
<ul style="list-style-type: none"> <li>• Spawn is available,</li> <li>• Collect and store fully matured paddy straw,</li> </ul>			
<ul style="list-style-type: none"> <li>• <b>Contact Scientists (ICAR) or State Agril Staff or KVK staff for measures against adverse conditions or call at 03795222247 (KVK, West Siang)</b></li> </ul>			

Issued jointly by ICAR-RC for NEH Region, Arunachal Pradesh Centre, Basar and India Meteorological Department.  
Contact: - [IAAS.BASAR@gmail.com](mailto:IAAS.BASAR@gmail.com), Phone Number: - 03795-222247/37, -96 (Fax).

**Integrated Agromet Advisory Services,  
Basar, Arunachal Pradesh.**



Integrated Agro-Meteorological Advisory Services

ICAR Research Complex for NEH Region, Arunachal Pradesh Centre

Basar, West Siang District – 791 101, Arunachal Pradesh



(Tawang)

No: -68/2012-13/Fri

Dated: 21<sup>st</sup> December, 2012

Weather during the last four days

- Rainfall: -
  - Tawang –0.0 mm

Weather Forecast

<ul style="list-style-type: none"><li><b>Rainfall</b> -Cloudy/partly cloudy weather is forecasted.</li></ul>
<ul style="list-style-type: none"><li><b>Temperature</b> - The temperature is likely to be in the range of -2 to 13°C.</li></ul>
<ul style="list-style-type: none"><li><b>Relative Humidity</b> - The RH is likely to be in the range of 43-88%.</li></ul>

Weather Based Agro-meteorological Advisories Bulletin

Crop	Stage	Pest/Disease	Precautionary Practices to be followed
Apple	Post harvest	Trunk Borer	<ul style="list-style-type: none"><li>Field sanitation</li><li>Burn the cut branches, don't heap in and around the crop field,</li></ul>
		Training	<ul style="list-style-type: none"><li>Train the plant and remove dead branches and stem cankers and apply Bordeaux paste on cut portions,</li></ul>
LIVESTOCKS			
Livestock	Stage	Pest/Disease	Precautionary Practices to be followed
Poultry	All stages	Cold	<ul style="list-style-type: none"><li>Day old chick-Maintain warmth by lighting,</li></ul>
		Worms	<ul style="list-style-type: none"><li>In present weather conditions protect the birds from cold by covering with gunny bags/plastic sheets around the poultryshed during night,</li><li>Provide heat by lighting 100W filament bulb @ 1 bulb per 20 newly born chicks,</li></ul>
Pig/Cattle/ Yak	Pigs/ Piglets	Cold	<ul style="list-style-type: none"><li>Maintain warmth in the shed,</li></ul>
Contact Scientists (ICAR) or State Agril Staff or KVK staff for measures against adverse conditions or call at 03795222247 (KVK, West Siang)			

Issued jointly by ICAR-RC for NEH Region, Arunachal Pradesh Centre, Basar and India Meteorological Department  
Contact: - [IAAS.BASAR@gmail.com](mailto:IAAS.BASAR@gmail.com), Phone Number: - 03795-222247/37, -96 (Fax)

Integrated Agromet Advisory Services  
Basar, Arunachal Pradesh





# Integrated Agro-Meteorological Advisory Services

ICAR Research Complex for NEH Region, Arunachal Pradesh Centre  
Basar, West Siang District – 791 101, Arunachal Pradesh



(Tirap)

No: -68/2012-13/Fri

Dated: 21<sup>st</sup> December, 2012




## Weather during the last four days

- Rainfall: -
  - Khonsa –NA
  - Deomali –0.0 mm

## Weather Forecast

- Rainfall – Mainly clear weather is forecasted for the next two/three days.
- Temperature - The temperature is likely to be in the range of 9-20°C.
- Relative Humidity - The RH is likely to be in the range of 56-82%.

## Weather Based Agro-meteorological Advisories Bulletin

Crop	Stage	Pest/Disease	Precautionary Practices to be followed
VEGETABLE CROPS			
Cauliflower /Cabbage/Knol khol/Broccoli/	Vegetative/ Maturity	 Diamond Back moth  Cabbage caterpillar	<ul style="list-style-type: none"><li>Regular monitoring against DBM and Cabbage caterpillar.</li><li>Manual removal of egg mass/caterpillars is advised,</li><li>Remove/drain out the excess water from the field,</li></ul>
Brinjal	Fruiting/ Maturity	Brinjal Shoot and Fruit Borer	<ul style="list-style-type: none"><li>Periodical hand picking of dead shoots and fruits and its destruction,</li></ul>
FIELD CROPS			
Potato	Vegetative	Early Blight Aphid	<ul style="list-style-type: none"><li>Monitor the crop for symptoms of blight.</li><li>Foliar spraying with DithaneM45 @2.5grams per litre of water on detection of blight.</li><li>Earthing up is advised,</li><li>Apply fertilizer after the rains,</li></ul>
Pea	Vegetative		<ul style="list-style-type: none"><li>Sowing of late crop should be done immediately,</li><li>Monitor the crop against attack of any disease,</li></ul>
Mustard	Flowering	Aphid Painted bug	<ul style="list-style-type: none"><li>Spraying of Dimethoate @ 2 ml per litre of water</li><li>Collect and dispose off the heavily infested twigs,</li><li>For painted bug dusting with wood ash is advised,</li></ul>
FRUIT CROPS			
Citrus crop	Harvesting	<b>Fruit Fly</b> 	<ul style="list-style-type: none"><li>Racking of soil to disturb pupating flies,</li><li>Collection of fallen fruit in polythene bags and burying in deep soil is advise,</li><li>Harvest the fruit by keeping a stalk is advised as it increase the self-life of the fruit,</li><li>After harvesting grade the fruits.</li></ul>
Banana	All stages	Sigatoka Leaf spot	<ul style="list-style-type: none"><li>Soil conservation measures,</li><li>Mulching with locally available mulches is advised,</li></ul>
LIVESTOCKS			
Livestock	Stage	Pest/Disease	Precautionary Practices to be followed
Poultry	All stages	Cold	<ul style="list-style-type: none"><li>Day old chick-Maintain warmth by lighting,</li><li>In present weather conditions protect the birds from cold by covering with gunny bags/plastic sheets around the poultryshed during night,</li><li>Provide heat by lighting 100W filament bulb @ 1 bulb per 20 newly born chicks,</li></ul>
Pig/Cattle/ Yak	Pigs/ Piglets	Cold	<ul style="list-style-type: none"><li>Maintain warmth in the shed,</li></ul>
<ul style="list-style-type: none"><li>Contact Scientists (ICAR) or State Agril Staff or KVK staff for measures against adverse conditions or call at 03795222247 (KVK, West Siang)</li></ul>			







Integrated Agro-Meteorological Advisory Services  
ICAR Research Complex for NEH Region, Arunachal Pradesh Centre  
Basar, West Siang District – 791 101, Arunachal Pradesh



(Upper-Siang)

No: -68/2012-13/Fri

Dated: 21<sup>st</sup> December, 2012





Weather during the last four days

- Rainfall: -
  - Tuting – 2.4 mm

Weather Forecast

• <b>Rainfall</b> - Weather will be mainly clear with possibility of partial cloudiness on some days.
• <b>Temperature</b> - The temperature is likely to be in the range of 5-18°C.
• <b>Relative Humidity</b> - The RH is likely to be in the range of 39-95%.

Weather Based Agro-meteorological Advisories Bulletin

Crop	Stage	Pest/Disease	Precautionary Practices to be followed
VEGETABLE CROPS			
Cauliflower /Cabbage/Knol khol/Broccoli/	Vegetative/ Maturity	 Diamond Back moth  Cabbage caterpillar	<ul style="list-style-type: none"><li>Use local mulch to conserve the moisture</li><li>Regular monitoring against DBM and Cabbage caterpillar.</li><li>Manual removal of egg mass/caterpillars is advised,</li></ul>
Brinjal	Fruiting/ Maturity	 Brinjal Shoot and Fruit Borer	<ul style="list-style-type: none"><li>Periodical hand picking of dead shoots and fruits and its destruction,</li></ul>
Radish	Vegetative/ Maturity		<ul style="list-style-type: none"><li>Thinning may be done,</li><li>Look out for possible attack of leaf eating caterpillars</li></ul>
Ginger/ Turmeric	Maturity		<ul style="list-style-type: none"><li>Harvest the mature crop,</li><li>Cure should be taken while harvest so that the rhizome is not damaged,</li><li>Also, remove the soil before storing.</li></ul>
FIELD CROPS			
Potato	Vegetative	Late Blight Aphid	<ul style="list-style-type: none"><li><b>Monitor the crop for symptoms of blight.</b></li><li>Foliar spraying with DithaneM45 @2.5grams per litre of water on detection of blight.</li><li>Earthing up is advised,</li><li>Apply fertilizer after the rains,</li></ul>
Pea	Vegetative		<ul style="list-style-type: none"><li>Sowing of late crop should be done immediately,</li></ul>
Maize	Vegetative	Cut worm	<ul style="list-style-type: none"><li>Regular monitoring of crop against attack of cutworm and others,</li></ul>
Mustard	Flowering	Aphid Painted bug	<ul style="list-style-type: none"><li>Spraying of Dimethoate @ 2 ml per litre of water</li><li>Collect and dispose off the heavily infested twigs,</li><li>For painted bug dusting with wood ash is advised,</li></ul>
FRUIT CROPS			
Khasi Mandarin	Harvesting	<b>Fruit Fly</b> 	<ul style="list-style-type: none"><li>Racking of soil to disturb pupating flies,</li><li>Collection of fallen fruit in polythene bags and burying in deep soil is advise,</li><li>Harvest the fruit by keeping a stalk is advised as it increase the self-life of the fruit,</li><li>After harvesting grade the fruits.</li></ul>
Banana	All stages	Sigatoka Leaf spot	<ul style="list-style-type: none"><li>Soil conservation measures,</li><li>Mulching with locally available mulches is advised,</li></ul>
LIVESTOCKS			

Livestock	Stage	Pest/Disease	Precautionary Practices to be followed
Poultry	All stages	Cold  Worms	<ul style="list-style-type: none"><li>• Day old chick-Maintain warmth by lighting,</li><li>• In present weather conditions protect the birds from cold by covering with gunny bags/plastic sheets around the poultryshed during night,</li><li>• Provide heat by lighting 100W filament bulb @ 1 bulb per 20 newly born chicks,</li></ul>
Pig/Cattle/ Yak	Pigs/ Piglets	Cold	<ul style="list-style-type: none"><li>• Maintain warmth in the shed,</li></ul>
<ul style="list-style-type: none"><li>• <b>Contact Scientists (ICAR) or State Agril Staff or KVK staff for measures against adverse conditions or call at 03795222247 (KVK, West Siang)</b></li></ul>			

Issued jointly by ICAR-RC for NEH Region, Arunachal Pradesh Centre, Basar and India Meteorological Department  
Contact: - [IAAS.BASAR@gmail.com](mailto:IAAS.BASAR@gmail.com), Phone Number: - 03795-222247/37, -96 (Fax)

**Integrated Agromet Advisory Services  
Basar, Arunachal Pradesh**



# Integrated Agro-Meteorological Advisory Services

ICAR Research Complex for NEH Region, Arunachal Pradesh Centre

Basar, West Siang District – 791 101, Arunachal Pradesh



## (Upper-Subansiri)

No: -68/2012-13/Fri

Dated: 21<sup>st</sup> December, 2012





### Weather during the last four days

- Rainfall: -
  - Daporijo–4.6 mm

### Weather Forecast

• <a href="#">Rainfall</a> – Weather will be mainly clear with possibility of partial cloudiness on some days.
• <a href="#">Temperature</a> - The temperature is likely to be in the range of 7-21°C.
• <a href="#">Relative Humidity</a> - The RH is likely to be in the range of 35-87%.

### Weather Based Agro-meteorological Advisories Bulletin

Crop	Stage	Pest/Disease	Precautionary Practices to be followed
VEGETABLE CROPS			
Cauliflower /Cabbage/Knol khol/Broccoli/	Vegetative/ Maturity	 Diamond Back moth  Cabbage caterpillar	<ul style="list-style-type: none"><li>Use local mulch to conserve the moisture</li><li>Regular monitoring against DBM and Cabbage caterpillar.</li><li>Manual removal of egg mass/caterpillars is advised,</li></ul>
Brinjal	Fruiting/ Maturity	 Brinjal Shoot and Fruit Borer	<ul style="list-style-type: none"><li>Periodical hand picking of dead shoots and fruits and its destruction,</li></ul>
Tomato	Maturity		<ul style="list-style-type: none"><li>Weeding and harvesting of mature fruits,</li></ul>
Radish	Vegetative/ Maturity		<ul style="list-style-type: none"><li>Thinning may be done,</li><li>Look out for possible attack of leaf eating caterpillars</li></ul>
Ginger/ Turmeric	Maturity		<ul style="list-style-type: none"><li>Harvest the mature crop,</li><li>Cure should be taken while harvest so that the rhizome is not damaged,</li><li>Also, remove the soil before storing.</li></ul>
FIELD CROPS			
Potato	Vegetative	Late Blight Aphid	<ul style="list-style-type: none"><li><b>Monitor the crop for symptoms of blight.</b></li><li>Foliar spraying with DithaneM45 @2.5grams per litre of water on detection of blight.</li><li>Earthing up is advised,</li><li>Apply fertilizer after the rains,</li></ul>
Pea	Vegetative		<ul style="list-style-type: none"><li>Sowing of late crop should be done immediately,</li></ul>
Maize	Vegetative	Cut worm	<ul style="list-style-type: none"><li>Regular monitoring of crop against attack of cutworm and others,</li></ul>
Mustard	Flowering	Aphid Painted bug	<ul style="list-style-type: none"><li>Spraying of Dimethoate @ 2 ml per litre of water</li><li>Collect and dispose off the heavily infested twigs,</li><li>For painted bug dusting with wood ash is advised,</li></ul>
FRUIT CROPS			
Khasi Mandarin	Harvesting	<b>Fruit Fly</b> 	<ul style="list-style-type: none"><li>Racking of soil to disturb pupating flies,</li><li>Collection of fallen fruit in polythene bags and burying in deep soil is advise,</li><li>Harvest the fruit by keeping a stalk is advised as it increase the self-life of the fruit,</li><li>After harvesting grade the fruits.</li></ul>
Banana	All stages	Sigatoka Leaf spot	<ul style="list-style-type: none"><li>Soil conservation measures,</li><li>Mulching with locally available mulches is advised,</li></ul>
LIVESTOCKS			
Livestock	Stage	Pest/Disease	Precautionary Practices to be followed

Poultry	All stages	Cold  Worms	<ul style="list-style-type: none"><li>• Day old chick-Maintain warmth by lighting,</li><li>• In present weather conditions protect the birds from cold by covering with gunny bags/plastic sheets around the poultryshed during night,</li><li>• Provide heat by lighting 100W filament bulb @ 1 bulb per 20 newly born chicks,</li></ul>
Pig/Cattle/ Yak	Pigs/ Piglets	Cold	<ul style="list-style-type: none"><li>• Maintain warmth in the shed,</li></ul>
MUSHROOM			
<ul style="list-style-type: none"><li>• Spawn is available,</li><li>• Collect and store fully matured paddy straw,</li></ul>			
<ul style="list-style-type: none"><li>• <b>Contact Scientists (ICAR) or State Agril Staff or KVK staff for measures against adverse conditions or call at 03795222247 (KVK, West Siang)</b></li></ul>			

Issued jointly by ICAR-RC for NEH Region, Arunachal Pradesh Centre, Basar and India Meteorological Department  
Contact: - [IAAS.BASAR@gmail.com](mailto:IAAS.BASAR@gmail.com), Phone Number: - 03795-222247/37, -96 (Fax)

Integrated Agromet Advisory Services  
Basar, Arunachal Pradesh



Integrated Agro-Meteorological Advisory Services

ICAR Research Complex for NEH Region, Arunachal Pradesh Centre  
Basar, West Siang District – 791 101, Arunachal Pradesh



(West Kameng)

No: -68/2012-13/Fri

Dated: 21<sup>st</sup> December, 2012

Weather during the last four days

- Rainfall: - Bomdila – 0.0 mm  
Bhalokpong – 0.0 mm

Weather Forecast

• <u>Rainfall</u> –Weather will be mainly clear during the next two/three days.
• <u>Temperature</u> - The temperature is likely to be in the range of 9-23°C.
• <u>Relative Humidity</u> - The RH is likely to be in the range of 51-83%.

Weather Based Agro-meteorological Advisories Bulletin

Crop	Stage	Pest/Disease	Precautionary Practices to be followed
Apple	Post harvest	Trunk Borer	<ul style="list-style-type: none"><li>Field sanitation</li><li>Burn the cut branches, don't heap in and around the crop field,</li></ul>
		Training	<ul style="list-style-type: none"><li>Train the plant and remove dead branches and stem cankers and apply Bordeaux paste on cut portions,</li></ul>
Kiwi	Post Harvest		<ul style="list-style-type: none"><li>Training and pruning is advised,</li></ul>
LIVESTOCKS			
Livestock	Stage	Pest/Disease	Precautionary Practices to be followed
Poultry	All stages	Cold	<ul style="list-style-type: none"><li>Day old chick-Maintain warmth by lighting,</li></ul>
		Worms	<ul style="list-style-type: none"><li>In present weather conditions protect the birds from cold by covering with gunny bags/plastic sheets around the poultryshed during night,</li><li>Provide heat by lighting 100W filament bulb @ 1 bulb per 20 newly born chicks,</li></ul>
Pig/Cattle/ Yak	Pigs/ Piglets	Cold	<ul style="list-style-type: none"><li>Maintain warmth in the shed,</li></ul>
Contact Scientists (ICAR) or State Agril Staff or KVK staff for measures against adverse conditions or call at 03795222247 (KVK, West Siang)			

Issued jointly by ICAR-RC for NEH Region, Arunachal Pradesh Centre, Basar and India Meteorological Department'  
Contact: - [IAAS.BASAR@gmail.com](mailto:IAAS.BASAR@gmail.com), Phone Number: - 03795-222247/37, -96 (Fax)

Integrated Agromet Advisory Services  
Basar, Arunachal Pradesh



# Integrated Agro-Meteorological Advisory Services

ICAR Research Complex for NEH Region, Arunachal Pradesh Centre  
Basar, West Siang District – 791 101, Arunachal Pradesh



## (West Siang)

No: -68/2012-13/Fri

Dated: 21<sup>st</sup> December, 2012

### Weather during the period




- During the last three days weather was partly cloudy and light rain was recorded on 20<sup>th</sup>.
- Maximum temperature:18.3°C
- Minimum Temperature:9.6°C
- Rainfall: 12.8 mm
- Evapotranspiration: NA
- Relative Humidity (%):-85-98
- Soil moisture (m<sup>2</sup>/ m<sup>2</sup>):-NA
- Prominent Wind Direction: North West
- Average Wind Speed : 0.1kmph


(Source-Agromet Observatory, Research Farm, Gori, ICAR, AP Centre, Basar)

### Weather Forecast

• <u>Rainfall</u> :-Weather will be mainly clear/partial cloudiness.
• <u>Temperature</u> - The temperature is likely to be in the range of 10-22°C.
• <u>Relative Humidity</u> - The RH is likely to be in the range of 42-84%.

### Weather Based Agro-meteorological Advisories Bulletin

Crop	Stage	Pest/Disease	Precautionary Practices to be followed
VEGETABLE CROPS			
Cauliflower /Cabbage/Knol khol/Broccoli/	Vegetative/ Maturity	 Diamond Back moth  Cabbage caterpillar	<ul style="list-style-type: none"><li>• Use local mulch to conserve the moisture</li><li>• Regular monitoring against DBM and Cabbage caterpillar.</li><li>• Manual removal of egg mass/caterpillars is advised,</li></ul>
Brinjal	Fruiting/ Maturity	 Brinjal Shoot and Fruit Borer	<ul style="list-style-type: none"><li>• Periodical hand picking of dead shoots and fruits and its destruction,</li></ul>
Tomato	Maturity		<ul style="list-style-type: none"><li>• Weeding and harvesting of mature fruits,</li></ul>
Radish	Vegetative/ Maturity		<ul style="list-style-type: none"><li>• Thinning may be done,</li><li>• Look out for possible attack of leaf eating caterpillars</li></ul>
Ginger/ Turmeric	Maturity		<ul style="list-style-type: none"><li>• Harvest the mature crop,</li><li>• Cure should be taken while harvest so that the rhizome is not damaged,</li><li>• Also, remove the soil before storing.</li></ul>
FIELD CROPS			
Potato	Vegetative	Late Blight Aphid	<ul style="list-style-type: none"><li>• <b>Monitor the crop for symptoms of blight.</b></li><li>• Foliar spraying with DithaneM45 @2.5grams per litre of water on detection of blight.</li><li>• Earthing up is advised,</li><li>• Apply fertilizer after the rains,</li></ul>
Pea	Vegetative		<ul style="list-style-type: none"><li>• Sowing of late crop should be done immediately,</li></ul>
Maize	Vegetative	Cut worm	<ul style="list-style-type: none"><li>• Regular monitoring of crop against attack of cutworm and others,</li></ul>
Mustard	Flowering	Aphid Painted bug	<ul style="list-style-type: none"><li>• Spraying of Dimethoate @ 2 ml per litre of water</li><li>• Collect and dispose off the heavily infested twigs,</li><li>• For painted bug dusting with wood ash is advised,</li></ul>
FRUIT CROPS			

Khasi Mandarin	Harvesting	<b>Fruit Fly</b> 	<ul style="list-style-type: none"> <li>• Racking of soil to disturb pupating flies,</li> <li>• Collection of fallen fruit in polythene bags and burying in deep soil is advise,</li> <li>• Harvest the fruit by keeping a stalk is advised as it increase the self-life of the fruit,</li> <li>• After harvesting grade the fruits.</li> </ul>
Banana	All stages	Sigatoka Leaf spot	<ul style="list-style-type: none"> <li>• Soil conservation measures,</li> <li>• Mulching with locally available mulches is advised,</li> </ul>
<b>LIVESTOCKS</b>			
<b>Livestock</b>	<b>Stage</b>	<b>Pest/Disease</b>	<b>Precautionary Practices to be followed</b>
Poultry	All stages	Cold  Worms	<ul style="list-style-type: none"> <li>• Day old chick-Maintain warmth by lighting,</li> <li>• In present weather conditions protect the birds from cold by covering with gunny bags/plastic sheets around the poultryshed during night,</li> <li>• Provide heat by lighting 100W filament bulb @ 1 bulb per 20 newly born chicks,</li> </ul>
Pig/Cattle/Yak	Pigs/ Piglets	Cold	<ul style="list-style-type: none"> <li>• Maintain warmth in the shed,</li> </ul>
<b>MUSHROOM</b>			
<ul style="list-style-type: none"> <li>• Spawn is available,</li> <li>• Collect and store fully matured paddy straw,</li> </ul>			
<ul style="list-style-type: none"> <li>• <b>Contact Scientists (ICAR) or State Agril Staff or KVK staff for measures against adverse conditions or call at 03795222247 (KVK, West Siang)</b></li> </ul>			

Issued jointly by ICAR-RC for NEH Region, Arunachal Pradesh Centre, Basar and India Meteorological Department  
Contact: - [IAAS.BASAR@gmail.com](mailto:IAAS.BASAR@gmail.com), Phone Number: - 03795-222247/37, -96 (Fax)

**Integrated Agromet Advisory Services**  
**Basar, Arunachal Pradesh**